



STEPHEN MANTHEI
PITCHER



RILEY MOORE
CATCHER



JAMES FARRIS
PITCHER



JOHNNY FIELD
OUTFIELDER



KONNER WADE
PITCHER



ARIZONA BASEBALL™



THE TUCSON TRADITION CONTINUES...



2012 PAC-12
CHAMPIONS

2013 MEDIA GUIDE



NATIONAL CHAMPIONS - 2012 - 1986 - 1980 - 1976

ARIZONA BASEBALL

2013 Numerical Roster

No.	Name	Pos.	Yr.	B/T	Ht.	Wt.	Hometown/Last School
1	Johnny Field	OF	Jr.	R/R	5-10	195	Las Vegas, Nev. (Bishop Gorman HS)
2	Kevin Newman	INF	Fr.	R/R	6-1	175	Poway, Calif. (Poway HS)
3	Ryan Koziol	INF	Fr.	L/R	6-3	170	Orland Park, Ill. (Providence Catholic HS)
4	Trent Gilbert	INF	So.	L/R	6-1	180	Torrance, Calif. (Torrance HS)
5	Sam Parris	INF	Jr.	R/R	6-5	225	Lake Stevens, Wash. (Lake Stevens HS/Edmonds CC)
6	Riley Moore	C	So.	L/R	6-3	190	Santa Barbara, Calif. (San Marcos HS)
10	Tyler Hale	RHP	Sr.	R/R	5-10	170	Abilene, Texas (Abilene HS)
11	Sam Brown	OF	Fr.	L/L	5-11	183	Mill Creek, Wash. (Jackson HS)
12	Kevin Elder	RHP	Fr.	R/R	6-0	250	Burlington, Ill. (Burlington Central HS)
13	Cody Ramer	INF/OF	Fr.	L/R	5-10	174	Simi Valley, Calif. (Simi Valley HS)
14	Vincent Littleman	LHP	Sr.	L/L	6-0	180	LeChee, Ariz. (Page HS)
15	Joseph Maggi	OF/INF	So.	L/L	5-10	178	Phoenix, Ariz. (Brophy College Prep)
17	Jackson Willeford	INF/OF	Fr.	L/R	5-10	182	Ramona, Calif. (Ramona HS)
19	Tyger Talley	RHP	Fr.	R/R	6-2	219	Scottsdale, Ariz. (Chaparral HS)
21	David Real	C	Fr.	R/R	6-0	201	Anthem, Ariz. (Boulder Creek HS)
22	Brandon Dixon	INF	Jr.	R/R	6-1	213	Murrieta, Calif. (Murrieta Valley HS)
23	Zach Gibbons	OF	Fr.	R/R	5-11	174	Scottsdale, Ariz. (Saguaro HS)
24	Tyler Parmenter	OF	So.	R/R	6-2	188	Yuma, Ariz. (Cibola HS)
25	Scott Kingery	INF/OF	Fr.	R/R	5-10	165	Phoenix, Ariz. (Mountain Pointe HS)
27	Jesse Scholtens	RHP	Fr.	R/R	6-4	205	Fairfield, Calif. (Rodriguez HS)
28	David Lopez	INF	Jr.*	L/R	5-7	175	Tucson, Ariz. (Sabino HS)
29	Jordan Berger	C	So.	L/R	5-10	185	Tarzana, Calif. (Taft HS)
30	Tyler Crawford	LHP	So.	R/L	6-1	180	Glendale, Ariz. (Sunrise Mountain HS)
31	Stephen Manthei	RHP	Jr.*	R/R	6-1	202	Las Vegas, Nev. (Bishop Gorman HS)
33	Augey Bill	LHP	Sr.	L/L	6-9	225	Danville, Calif. (San Ramon Valley HS)
34	Nick Hynes	RHP	Fr.	R/R	6-4	232	Covina, Calif. (Covina HS)
35	Nathan Bannister	RHP	Fr.	R/R	6-3	220	Peoria, Ariz. (Liberty HS)
36	James Farris	RHP	Jr.	R/R	6-2	215	Gilbert, Ariz. (Highland HS)
37	Cody Moffett	LHP	Fr.	L/L	6-4	205	Gilbert, Ariz. (Highland HS)
42	Nick Cunningham	RHP	Sr.	R/R	6-2	201	Indianapolis, Ind. (Lawrence North HS)
44	Mathew Troupe	RHP	So.	R/R	6-2	195	Northridge, Calif. (Chaminade College Prep)
48	Konner Wade	RHP	Jr.	L/R	6-3	190	Scottsdale, Ariz. (Chaparral HS)
49	Xavier Borde	LHP	Fr.*	L/L	6-2	213	Playa del Rey, Calif. (Loyola HS)

* Has used redshirt season

Coaching Staff

Andy Lopez (Head Coach, 12th Year)
 Shaun Cole (Assistant Coach, 4th Year)
 Matt Siegel (Assistant Coach, 2nd Year)
 Josh Garcia (Volunteer Assistant Coach, 2nd Year)
 Michael Lopez (Undergraduate Assistant Coach, 1st Year)

Pronunciations

Players

Jordan Berger.....BUR-gur	Sam Parris.....PAIR-riss
Xavier Borde.....Same as board	Cody Ramer.....RAY-mur
James FarrisFAIR-riss	David RealREE-al
Ryan KoziolCOE-zee-ol	Tyger TalleyTA-lee
Joseph Maggi.....MAJ-ee	Mathew TroupeTroop
Stephen MantheiMan-THEE	Jackson WillefordWILL-eh-furd
Tyler Parmenter.....par-MENT-er	

Coaches

Matt Siegel.....SEE-gull

Wildcat Quick Facts

The University of Arizona

Founded.....	1885
Enrollment.....	40,200
Colors.....	Cardinal and Navy
Nickname.....	Wildcats
Affiliation.....	NCAA Division I
Conference.....	Pac-12
President.....	Dr. Ann Weaver Hart
Director of Athletics.....	Greg Byrne
Athletic Dept. Phone.....	520-621-4622
Website.....	www.arizona.edu
Athletics Website.....	www.arizonawildcats.com
Athletics Ticket Office.....	520-621-2287

Arizona Baseball History

First Season.....	1904
All-Time Record.....	2,621-1,387-22
All-Time Pac-12 Record.....	453-499
National Championships.....	4 (2012, 1986, 1980, 1976)
College World Series Appearances.....	16 (last in 2012)
NCAA Postseason Appearances.....	37 (last in 2012)
Pac-12 Titles.....	4 (last in 2012)
All-Americans.....	88
All-Pac-12 Players.....	81
MLB Draft Picks.....	220
MLB Players.....	65

Coaching Staff

Head Coach.....	Andy Lopez
Alma Mater/Year.....	UCLA/1975
Year at Arizona.....	12th
Year as Head Coach.....	31st
Overall Record.....	1,090-664-7
Record at Arizona.....	403-246-1
Overall NCAA Appearances.....	19 (last in 2012)
NCAA Appearances at Arizona.....	8 (last in 2012)
National Championships.....	2 (2012, Arizona; 1992, Pepperdine)
College World Series Appearances.....	5 (last in 2012)
Assistant Coach.....	Shaun Cole (3rd Year)
Assistant Coach.....	Matt Siegel (1st Year)
Volunteer Assistant.....	Josh Garcia (2nd Year)
Undergraduate Assistant Coach.....	Michael Lopez

Baseball Information and Support Staff

Stadium.....	Hi Corbett Field (9,500)
Press Box Number.....	520-621-4440
Baseball Office Number.....	520-621-4102
Baseball Office Fax.....	520-621-5793
Strength and Conditioning Coach.....	TBA
Athletic Trainer.....	Leanna Olivar
Equipment Operations.....	Tom Boesel
Academic Counselor.....	Kisha Calbert
Director of Baseball Operations.....	Layne Gross
Student Managers.....	Ryan Nussbaum
.....	Alex Smith
.....	Zach Monash

Arizona Athletics Communication Services

Interim Director.....	Richard Paige
Asst. SID/Baseball Contact.....	Blair Willis
Blair's Office Number.....	520-621-0914
Blair's Cell Phone.....	520-419-2979
Blair's Email.....	bmw23@arizona.edu
Communication Services Phone.....	520-621-4163
Communication Services Fax.....	520-621-2681
Office Mailing Address.....	Athletic Media Relations
.....	McKale Center, Room 106
.....	Tucson, AZ 85721-0096
Official Athletics Website.....	www.arizonawildcats.com

Table of Contents

2013 Preview

Quick Facts	1
Outlook	2-3

Player/Coach Profiles

Head Coach Andy Lopez.....	4-5
Assistant Coaches	6-7
Alphabetical Roster	8
Returning Player Bios	9-37
Freshmen/Newcomer Bios.....	38-42

2012 Season Review

Schedule/Results.....	43
Overall Stats	44
Statistical Summary	45
Game-by-Game Stats	46-47
Team and Individual Game Highs	48
Pac-12 Conference Game Stats	49
NCAA Postseason Stats	50
College World Series Stats	51

General Information

Hi Corbett Field.....	52-58
Kindall Field at Sancet Stadium	59
University of Arizona/Tucson	60
UA President/AD/Pac-12.....	61

Arizona Baseball History

All-Time Batting/Pitching Records.....	62-63
Individual Career Batting/Pitching Records	64-65
Individual Season Batting/Pitching Records	66-67
Team Season/Single Game Records	68-69
Year-by-Year Team Stats/Leaders.....	70-71
Last Time/National Leaders	72
Honors and Awards	73-74
Letterwinners.....	75-78
MLB Players.....	79
MLB Draft History	80-81
NCAA Championships/CWS History	82-87
Year-by-Year Schedule/Results	88-97
All-Time Record vs. Opponents	98
Arizona Postseason History.....	99

Credits: The 2013 University of Arizona baseball media guide was produced to aid in coverage of the Arizona baseball program and is a product of the University of Arizona Athletics Communication Services Office. The guide was written, designed and edited by Blair Willis, with editorial assistance from Tom Duddleston Jr., Richard Paige, Molly O'Mara, Susie Epp, Adam Gonzalez and Derrick Fazendin. Photography by Luke Adams, J&L Photo, Mike Spomer and the University of Arizona Athletics photo archives.

2013 Season Outlook

The Arizona Wildcats enter the 2013 campaign still basking in the glory of their fourth national championship captured last June at the College World Series. Indeed, the masterful undefeated run through the postseason, which included NCAA Regional and Super Regional games in Tucson for the first time since 1992, firmly put the program back amongst the nation's elite. In the process, the Wildcats earned unprecedented support from their fan base as Arizona led the West Coast in attendance with more than 105,000 turning out to Hi Corbett Field a year ago.

Suffice it to say, excitement for Arizona baseball is palpable, optimism is plentiful and expectations are, well, as high as ever. To some, that may add undue pressure to a team that must replace its three-year Friday night ace on the mound and five key contributors from an offensive lineup that led the nation in hits. Not at Arizona.

The expectation in Tucson is always to get to Omaha. It is a place the Wildcats have been 16 times – tied for sixth-most trips by any program – and a destination head coach Andy Lopez is quite familiar with. The 2012 National Coach of the Year has led teams to the College World Series five times and he is one of just three coaches to guide three different schools to college baseball's promised land. With last year's title, he became only the second coach in NCAA history to coach two school's to a national championship.

In short, Lopez knows what it takes to get to Omaha, so do not expect his club to feel any unnecessary pressure. In fact, Lopez often asks his players about the stresses of the game with a simple question: "Is it pressure or pleasure?"

This season, the pleasure is returning the reigning Pac-12 batting champion, Johnny Field, a fierce competitor suited to assume a leadership void with the departure of veterans like Alex Mejia and Robert Refsnyder. Also pleasing to Wildcat fans will be the return of College World Series hero Konner Wade, whose back-to-back complete game victories in Omaha have him poised for a big year as he steps into the Friday night role after Kurt Heyer assumed the job for three seasons. Wade will be joined by fellow junior James Farris, who started the championship-clinching game last June, to provide a steady 1-2 punch in the pitching rotation that will stack up against any team in the conference.

In fact, pitching may prove to be the strong suit of this club, at least early on. Despite losing Heyer, an All-American, every other key contributor from last season's staff returns, and several freshmen have impressed in preseason practices. Pitching depth may be a luxury that the Wildcats lacked a season ago, which may mean the weekend starters will not be asked to log as many innings as they did in 2012, evidenced by 16 complete games.

"I think our biggest strength is having older pitchers," Lopez said. "We have guys back who have been through the realm of college baseball and Pac-12 baseball. Farris, Wade, (Mathew) Troupe, (Tyler) Crawford – they all pitched in Omaha. And then you have four-year guys like (Stephen) Manthei, (Tyler) Hale, (Nick) Cunningham who have pitched a lot in their careers and are throwing well now. That

is seven guys right there that have been around for a long time. Even though a couple may have been freshman, there is a lot of experience in those sophomore arms. And I think we have some freshmen ready to contribute, too."

At the same time, Arizona has some questions to answer offensively. The Wildcats are replacing their leadoff man and the No. 3-6 hitters in the batting order. That is no small task. But if there is one thing Lopez's teams have done well in recent seasons, it is to play unselfishly and limit strikeouts. Putting the ball in play and executing situations will be at a premium, notably early in the season as the lineup takes shape.

"Last year's lineup was pretty special," Lopez said. "This year we are going to have some guys in new situations. Instead of certain guys being asked to bunt, they are now going to be asked to deliver base hits after we have put runners in scoring position ahead of them. But we have some talented players and if they stick to our approach – put the ball in play, hit the ball low and hard – then we will be able to put the pressure on the defense."

Ultimately, Lopez has one goal for his club: play good baseball. That was the rallying cry for the team in its run through Omaha last season and it will remain the chief focus as long as Lopez is wearing his No. 7 jersey in the Wildcats' dugout. It is a general concept, but it encompasses the key fundamentals of the game ranging from executing situations on offense, throwing strikes on the mound and playing sound defense. The 30-year coaching veteran knows if his team does "play good baseball" throughout the season it will be back in the postseason for the ninth time in 11 seasons with another chance to get to Omaha.

And once you get to Omaha, anything can happen. The Wildcats know that as well as anyone.

Pitching Staff

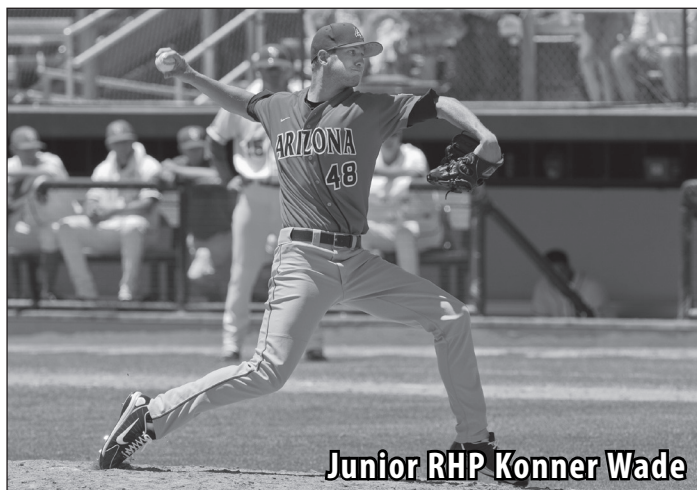
Replacing All-American Kurt Heyer, the national leader in wins last season, will not be easy. A right-hander, Heyer was a workhorse that earned the Friday night role as a true freshman and was the team's ace for three seasons. Now the Wildcats will hand the ball to junior Konner Wade who, despite an inconsistent first half of his sophomore season, was arguably one of the nation's most dominant pitchers by season's end when he collected a pair of complete game victories and earned a spot on the College World Series All-Tournament Team last June.

Wade finished with an 11-3 record, a 3.96 earned run average, 105 strikeouts and six complete games in 136.1 total innings. By season's end, his early-season control issues were sorted out and he even had a stretch of 31 consecutive innings without a walk allowed during postseason play. This season, he has improved his secondary pitches to complement a nasty sinking fastball that runs down and in and to righties and away from lefties.

Moving into the Saturday spot in the rotation will be right-hander James Farris, a steady Sunday starter a year ago that earned the job for opening weekend and never gave it up. Farris posted a 7-3 record, a .397 earned run average and walked just 20 batters all season in 106.2 innings. He tossed a trio of complete games and had strong performances in each of his two postseason starts, including in the national title game against South Carolina when he allowed just one run in 7.2 innings.

The Sunday slot is not as clear-cut as the first two weekend roles, but veteran Stephen Manthei asked coaches in the fall if he could compete for a starting job. A primary setup-man with a 6-4 record out of the bullpen last season, Manthei is a likely candidate to earn his first career weekend start in the season-opening series.

Whether Manthei takes the Sunday job and runs with it will determine the roles of the other key arms. Sophomore Tyler Crawford had a pair of spot-starts in mid-week games last year, and was the team's top left-handed option out of the bullpen. Seniors Tyler Hale and Nick Cunningham, both right-handers, have pitched well despite inconsistent junior campaigns, as has left-hander Aughey Bill, who pitched in five games last season.



Junior RHP Konner Wade

**Junior RHP James Farris**

A group of talented freshmen are eager to compete for various roles, too. Lefty Cody Moffett and righties Tyger Talley and Nathan Bannister have had strong showings in preseason intrasquads and give the Wildcats added depth.

One more lock in the pitching staff is the role of Mathew Troupe, who enters his sophomore season as the undisputed closer. A year ago, Troupe snatched the closer job early in the season and pitched well, including on the road in a hostile environment at Oregon State where he notched a pair of saves. He struggled in the second half of the regular season, but regained his form in the postseason and earned two victories out of the bullpen at the College World Series.

When Troupe commands his breaking ball, he is as difficult to hit as any reliever in the conference.

In the end, the Wildcats have more pitching depth than they have had in several seasons. There are also more left-handed options which could prove beneficial in late-inning matchup situations. They key for the staff, from the starters to the relievers, will be to command the strike zone and avoid walks. That is something 2012 National Pitching Coach of the Year Shaun Cole and Lopez continue to preach and is something the Wildcats have done very well the last couple of seasons. If Arizona can continue the trend, it will have another strong season on the mound.

Catcher

A freshman All-American in 2012, Riley Moore returns for his second season as a full-time starter. A season ago, Moore hit .301 with 10 doubles, two triples and a home run to go with 40 runs scored and 38 runs batted in as he played in 64 of the team's 65 games, including 62 starts. He spent much of the season as a switch-hitter, but in May hit solely from his more natural left side, which he will continue to do on a permanent basis again as a sophomore.

One thing coaches hope to do this season is give Moore some more rest. He caught 561 of the team's 586 innings pitched a season ago, an arduous task for any player let alone a freshman. The Wildcats like the defensive talents of freshman David Real, a sturdy backstop that could spell Moore when called upon. Another top option is sophomore Jordan Berger, who started a pair of games last season. Berger is a left-handed hitter that could give the Wildcats more offensive punch in the backup catcher role when necessary.

Infield

Simply put, Arizona is not going to replace Pac-12 Player and Defensive Player of the Year Alex Mejia. The leadership and intangibles the All-American brought to the team are irreplaceable. It will also be difficult to fill the void left by Seth Mejias-Brean, an All-Pac-12 third baseman. Mejia and Mejias-Brean formed the best defensive left side of an infield in the nation last year.

However, the Wildcats have some very capable replacements. Freshman Kevin Newman is penciled in as the starting shortstop and looks to follow in the footsteps of Mejia and Bryce Ortega who each started at the position as true freshmen. Junior Brandon Dixon will take over at the hot-corner after playing in

62 games at first base last season. Dixon is an athletic player that has improved his stroke at the plate and is primed for a breakout season.

Sophomore Trent Gilbert returns as the starter at second base after starting 64 games and scoring 34 runs with 42 runs batted in last season. Gilbert will again be backed up by David Lopez, who like Gilbert hits from the left side. At first base, freshman Ryan Koziol and junior college transfer Sam Parris are in a stiff competition and offer the Wildcats left and right-handed hitting options.

Coaches are also excited about the prospects of a pair of freshmen, Cody Ramer and Scott Kingery. Ramer can back up at second or third base, and is a candidate to start in the outfield and potentially hit leadoff in the batting order. Kingery missed some time in January, but was arguably one of the team's top players in the fall. A speedy player, Kingery figures to be the team's backup shortstop behind Newman and also a top contender for a starting spot in the outfield.

Another highly-touted freshman, Jackson Willeford, suffered an arm injury in the preseason which will limit his contributions in the early part of the season. Willeford is a talented offensive player that when healthy could contend for the designated hitter position, as well as backing up at second or third base.

Outfield

Arizona's outfield will also have a different look to it this season. Preseason All-American Johnny Field will slide over from left field to assume the starting center-fielder job. The Pac-12 batting champion who finished with a .370 batting average and a .476 on base percentage, Field likely will move down to the No. 3 spot in the batting order, going from a table-setter in the No. 2 slot to a run-producer.


Who occupies the corner positions to either side of Field remains up for grabs. Joseph Maggi, a natural outfielder who was the club's starting first baseman the second half of last season, will likely claim right or left field. A .326 hitter last season, Maggi is a feisty player that hits from the left side and gives the lineup some flexibility to both where he plays and where he can hit, either near the top or bottom of the batting order.

Sophomore Tyler Parmenter shifts from the infield to the outfield this season, giving the Wildcats a strong throwing arm and a right-handed bat. Freshmen Scott Kingery, Cody Ramer and Zach Gibbons are also talented, athletic freshmen competing for the corner spots. Each adds an element of speed to not only the defense, but also the offensive lineup. Kingery and Ramer are also candidates for backup roles in the infield. The odd men out in the defensive lineup will become prime candidates to start at designated hitter.

**Junior OF Johnny Field**

Head Coach Andy Lopez

Year in Coaching: 31st
Career Record: 1,090-664-7 (.621)
Year at Arizona: 12th
Record at Arizona: 403-246-1 (.621)
CWS Appearances: 5 (Last in 2012)
**National Championships: 2 (2012, Arizona;
 1992, Pepperdine)**



A three-time national coach of the year, Andy Lopez enters his 12th season as the head coach at The University of Arizona. In his tenure, Lopez has reestablished Arizona as one of the nation's elite baseball programs, guiding the school to the 2012 NCAA National Championship, two College World Series appearances and eight postseason berths in the last 10 seasons.

Lopez's resolute efforts to return the Wildcats to national prominence culminated in a sensational 2012 season. The Pac-12 co-champions, Arizona went a perfect 10-0 in the postseason, winning the Tucson Regional and Tucson Super Regional en route to the school's 16th all-time College World Series, where the team never trailed in five contests and defeated two-time defending national champion South Carolina in the best-of-three championship series.

The title was Arizona's fourth as a program — first since 1986 — and marked Lopez's second career national championship. The Pac-12 Coach of the Year, Lopez also was named national coach of the year by Collegiate Baseball and the American Baseball Coaches Association.

One of 11 active head coaches with a national championship to his credit, Lopez became just the second NCAA Division I head coach to win a title at two schools (Arizona, Pepperdine). He is one of just three coaches to lead three different schools (Pepperdine, Florida and Arizona) to the College World Series. Further, he is one of just four coaches to take two schools to Omaha on multiple occasions (Arizona, Florida).

Arizona won 48 games in 2012, its most victories in a single season since 1986. It was the third time in six seasons that Lopez guided the program to a 40-win season, an annual benchmark the school had not reached since 1989. Lopez has led the Wildcats to 30-win seasons for six straight years.

Lopez has coached the Wildcats to three-consecutive NCAA regional appearances while winning 121 ballgames from 2010-12. His teams placed six members on the All-Conference team in each of the 2011 and 2012 seasons, respectively, with Alex Mejia garnering the Pac-12 Player of the Year and Defensive Player of the Year awards in 2012.

A hallmark of Lopez's clubs have been the balance between hitting and pitching. With a .329 team batting average in 2012, the Wildcats extending their streak of .300 or better seasons to nine-straight years. Meanwhile, the pitching staffs have produced the three highest single season strikeout totals under Lopez. The 2011 and 2012 staffs

registered 3.57 and 3.70 ERA's, respectively, the lowest team ERAs at Arizona since 1978.

Lopez has led two of the top four all-time team ERAs by NCAA champions (ERA in CWS games only). At the 2012 College World Series, UA's pitching staff accumulated a team ERA of 1.13 over five games (eight runs in 48 innings). During the 2012 NCAA Tournament, the Wildcats allowed 20 earned runs in 94.0 innings for a 1.91 ERA.

The groundwork for the 2012 championship club was laid in the 2010 season, which was highlighted by reaching two great collegiate milestones. Arizona's season-opening victory over Sacramento State marked the 2,500th all-time win for the program as UA became just the seventh school to reach the mark. Later that year on May 16, Lopez became the 16th active and 46th all-time Division I coach to reach 1,000 career victories as his Wildcat team defeated No. 2 Arizona State, 12-4.

In his 11 seasons at Arizona Lopez has guided the Wildcats to their first College World Series appearance since 1986, the first regional title since 1986, the first-ever super regional title and their first 40-win seasons since 1989. In 2012, Lopez's clubs hosted the NCAA Tucson Regional and NCAA Super Regional at Hi Corbett Field, the program's first time to host postseason games since 1992.

His recruiting classes have consistently been among the top in the nation, highlighted by his second-ranked class by Collegiate Baseball in 1999. His first class at Arizona earned a respectable No. 10 ranking from the publication, which was then followed up with a No. 4 ranking in 2003, a No. 6 ranking in 2004 and a No. 7 ranking in 2005. The 2012 class was rated No. 18 by both Collegiate Baseball and Baseball America.

Player development is an important part of the program under Lopez and his staff. A total of 119 players coached by Lopez have signed professional contracts, including an Arizona record seven that were drafted in the first 12 rounds in 2005 and 11 total players in the 2002 MLB Draft and again in 2008. In 11 years at UA, he has had four players selected in the first round and a total of 53 players picked by Major League teams, including 31 that had never been drafted before. Eleven of Lopez's UA-coached players have played in Major League Baseball.

A total of 37 Lopez-coached players have garnered All-America honors, 82 have been named all-conference and in 1998 he helped guide Brad Wilkerson to national player of the year honors and the Golden Spikes Award. At Arizona, he has coached Alex Mejia (2012) and Trevor Crowe (2005) to conference player of the year honors, and Preston Guilmet (2007) to Pac-10 Pitcher of the Year.

Lopez came to the Old Pueblo from the University of Florida, where he spent seven seasons turning the Gators into a top 25 program and a national championship contender. His .636 winning percentage at UF was third-best for any coach in Florida school history that spent five or more seasons in the top spot.

While in Gainesville, he led the Gators to a 278-159-1 (.636) overall record, two South-eastern Conference championships, five NCAA tournament berths and two College World Series appearances during his seven-year tenure.

He averaged 40 wins a season during his stay in the Swamp, while doubling, from two to four, the UF program's number of trips to the College World Series. The 1996 team, which won a school record 50 games, fell just two wins shy of the national champion-

ship title game. The 1996 exploits garnered Lopez Collegiate Baseball National Coach of the Year honors, the second such recognition of his coaching career. While at Florida, his student-athletes also performed in the classroom as well, as his players were tabbed with SEC academic honors 43 times.

He began his collegiate coaching career at Cal State-Dominguez Hills in 1983. He turned the program at CSUDH first into a California Collegiate Athletics Association championship team and then into a Division II national championship contender. His teams won league titles in 1986 and '87, and the latter went on to the Division II College World Series. Three different times he was named the conference coach of the year at Dominguez Hills and his 168-152-2 (.525) record in six seasons caught the eye of Southern California neighbor Pepperdine.

Pepperdine hired Lopez to lead the baseball team in 1989 and he began to make waves in Malibu, Calif., right from the start. Over six seasons he tallied a record of 241-107-3 (.691), his best winning percentage at a school in his career. His first team went 41-19-1 and made the first of four NCAA postseason appearances during his stay. In 1991 the Waves finished the season 41-17-1 and exited postseason play early, but laid a foundation on which the 1992 team could build.

The 1992 season culminated in Pepperdine's first and only national championship in school history. Thought by many to be too small of a school to compete nationally in baseball, Lopez and his team shocked the collegiate baseball world by going 48-11-1, including 8-1 in the postseason. The 3-2 title game victory over Cal-State Fullerton in Omaha earned Lopez consensus National Coach of the Year honors by Collegiate Baseball and Baseball America.

Lopez got into collegiate baseball as a player at Los Angeles Harbor Community College where he played two seasons before transferring to Pac-10 rival UCLA. A 1975 graduate of UCLA, Lopez was the team captain and starting shortstop for the '75 Bruin baseball team. He was drafted in the ninth round by Detroit Tigers in the amateur draft, but opted to complete his studies in Westwood and begin his coaching career instead of turning pro. He was inducted into UCLA's Baseball Hall of Fame in 1994.

Upon completion of his studies at UCLA, he got his first coaching job at his junior college alma mater, L.A. Harbor Community College. He spent two seasons as an assistant coach there before moving on to the high school coaching ranks at Mira Costa High School in Manhattan Beach, Calif. As head coach, he led Mira Costa to a 108-48 (.692) record over five seasons before being hired at CSU Dominguez Hills.

Lopez is involved in the Fellowship of Christian Athletes and has twice served as the manager for Athletes in Action. His AIA teams competed internationally in 1982 and '83.

He and his wife, Linda, are the proud parents of two daughters, Kristi and Kerri. They also have two sons, Michael and David, who are both current UA students. Michael played four seasons for the program and will serve as a member of the coaching staff during the 2012-13 season. David enters his fourth year in the program as an infielder.



Andy Lopez Coaching Record

Year	School	Overall	Pct.	Conf.	Pct.	Postseason
1983	CSUDH	15-27	.357	8-19	.296	-
1984	CSUDH	25-35-1	.418	11-19	.367	-
1985	CSUDH	34-23	.596	20-10	.667	-
1986	CSUDH	32-22-1	.590	19-11 *	.633	1-3
1987	CSUDH	43-15	.741	23-7 *	.767	4-2 ^
1988	CSUDH	19-30	.388	10-20	.333	-
1989	Pepperdine	41-19-1	.680	20-4 *	.833	0-2
1990	Pepperdine	37-23	.617	24-12	.667	-
1991	Pepperdine	41-17-1	.703	25-10 *	.714	0-2
1992	Pepperdine	48-11-1	.808	23-4 *	.852	8-1 %,!
1993	Pepperdine	41-17	.707	24-6 *	.800	1-2
1994	Pepperdine	33-20	.623	20-10	.667	-
1995	Florida	32-24	.571	12-14	.462	-
1996	Florida	50-18	.735	20-10 *	.667	6-2 %
1997	Florida	40-24	.625	17-13	.567	2-2
1998	Florida	46-18	.719	21-8 *	.724	4-3 %
1999	Florida	31-25	.554	13-17	.433	-
2000	Florida	44-23-1	.654	18-11-1	.617	3-2
2001	Florida	35-27	.565	16-14	.533	1-2
2002	Arizona	31-24	.589	9-15	.375	-
2003	Arizona	35-23	.603	13-11	.542	0-2
2004	Arizona	36-27-1	.570	12-12	.500	6-3 %
2005	Arizona	39-21	.650	17-7	.708	2-2
2006	Arizona	27-28	.491	12-12	.500	-
2007	Arizona	42-17	.712	15-9	.625	2-2
2008	Arizona	42-19	.689	12-12	.500	4-2
2009	Arizona	30-25	.545	13-14	.581	-
2010	Arizona	34-24	.586	12-15	.444	1-2
2011	Arizona	39-21	.650	15-12	.556	3-2
2012	Arizona	48-17	.738	20-10*	.667	10-0 %,!
Totals	30 Years	1,090-664-7	.621	484-348-1	.581	58-38

* Denotes conference champions

% Division I College World Series

^ Division II College World Series

! College World Series champions

Andy Lopez Facts

Overall Record: 1090-664-7 (.621) in 30 years as a collegiate head coach

Record at Arizona: 403-246-1 (.621) in 11 seasons (Eight NCAA Teams, 2 CWS)

Record at Florida: 278-159-1 (.636) in seven seasons at Florida (1995-2001)
(Five NCAA Teams, Two CWS)

Record at Pepperdine: 241-107-3 (.691) in six seasons at Pepperdine (1989-1994)
(Four NCAA Teams, One National Title, One CWS)

Record at CSUDH: 168-152-2 (.525) in five seasons at CS-Dominguez Hills (1983-1988)
(One D-II CWS)

D-I Postseason Record: 53-33 (.616) in 14 NCAA Division I postseason appearances
(2012 and 1992 National Champions)

D-II Postseason Record: 5-5 (.500) in two NCAA Division II postseason appearances

National Coach of the Year: Three-time national coach of the year -
1992 (consensus), 1996, 2012



Shaun Cole 16

Assistant Coach
4th Year at Arizona
William Penn University, 2004

Shaun Cole enters his third season as an assistant coach after spending one year as the Director of Baseball Operations under head coach Andy Lopez. Cole's primary responsibilities are to work with the pitching staff, as well as assist with recruiting, coordinate the team's schedule and travel plans, and help run the Andy Lopez Baseball Academy summer camps.

As an assistant, Cole has done a remarkable job working with the UA pitching staff. In two seasons with the staff, Cole's efforts have produced two All-Pac-10 pitchers, the school's first 10-game winner in five seasons and one All-American.

Since 2009, the staff ERA has improved by nearly two full runs, strikeouts have increased and walks have decreased. The Wildcats' 2011 pitching staff registered a 3.57 team ERA, the lowest mark for a UA staff since 1976. The staff has collected over 400 strikeouts in each of the last two seasons, while the 2011 club issued just 180 walks – the fewest in eight years at the school.

Cole's staff featured one of the best starting duos in the nation in 2011. Sophomore Kurt Heyer and junior Kyle Simon each ranked in the top-10 nationally for innings pitched. Heyer was named a third team All-American by Collegiate Baseball, while Simon became the school's first 10-game winner since 2005. Both were named to the annual All-Pac-10 squad.

Three Wildcat pitchers were selected in the 2011 MLB First-Year Player Draft. Simon was a fourth-round selection of the Baltimore Orioles, while left-hander Bryce Bandilla was chosen in the fourth round by the San Francisco Giants. Left-hander Matt Chaffee, who led the club with seven saves in 2011, was picked in the 12th round by the Atlanta Braves.

In 2010, Cole was instrumental in the development of a young pitching staff that included 13 underclassmen and featured five freshmen in the top eight of the pitching rotation. Despite the youth and inexperience, Cole guided the staff to a strong season by taking nearly a full run off the team's ERA from 2009 to 2010 (from 5.46 to 4.54). Additionally, UA pitching limited opposing hitters to a .277 batting average, a 16-percent point decline from the previous season. Strikeouts per game also increased, while walks per game decreased.

The development of the 2010 staff was highlighted by Heyer and Simon, who emerged as the Friday and Saturday starters, respectively. As a true freshman, Heyer was named first team All-Pac-10 and was named a Freshman All-American by several publications. Simon settled into the Saturday slot and won a team-high eight games as a starter and was named an honorable mention All-Conference player.

In January 2009, Cole joined the Arizona program to assist in the daily operations of the baseball program while completing coursework from the University of Washington as he earned his Master of Education degree in Intercollegiate Athletic Leadership. For the Wildcats, Cole shadowed Lopez in the development of the pitching staff and served as a liaison between the baseball staff and other UA departments, including academic services, marketing, fundraising, ticket sales and the medical services.

Prior to joining the UA program, Cole held the position of pitching coach and recruiting coordinator at Edmonds Community College in Lynnwood, Washington. At Edmonds, Cole helped coach the program to the 2008 NWAACC Championship title as he assisted with pitching instruction to develop proper mechanics, arm health and conditioning. Additionally, Cole provided coaching, scouting and administrative assistance to first-year head coach Brad Ditter, the NWAACC Coach of the Year.

In 2006, Cole spent six months assisting the General Manager for Baseball Operations with the Seattle Mariners Triple-A affiliate. Cole's focus was with the baseball operations for the Tacoma Rainiers, while also developing relationships with the coaching staff and providing left-handed batting practice. Further, Cole spent time learning from pitching coach Dwight Bernard on coaching, developing and evaluating pitchers.

Cole received his Bachelor of Arts degree in education in 2004 from William Penn University in Oskaloosa, Iowa, where he also earned a baseball scholarship to play for the nationally-ranked Statesmen. Previously, Cole attended Pierce College (Wash.) where he excelled as a left-handed pitcher.



Matt Siegel 18

Assistant Coach
2nd Year at Arizona
Florida, 2000

Matt Siegel is in his second season as a member of the Arizona coaching staff, where he works with the hitters, infielders and serves as the third base coach during games. Siegel also is heavily involved in recruiting and various other key responsibilities within the program.

In 2012, Siegel coached arguably the best hitting lineup in the nation as the Wildcats won a share of the Pac-12 title and captured the national championship. Arizona led all 291 Division I teams with 756 hits on the season and ranked second with 478 runs scored. The Wildcats .329 batting average was fourth nationally and the highest single season average at the school in 12 years.

Under the guidance of Siegel, the Wildcats finished atop most all of the Pac-12 offensive statistical categories. Arizona led all conference teams in batting, slugging, on-base percentage, hits, runs scored, runs batted in, doubles and triples. The Wildcats also led in stolen bases, sacrifice flies and ranked third in both sacrifice bunts and walks. Individually, Johnny Field was crowned as the league's batting champion.

The 2012 Wildcats were lauded for their defensive prowess, a factor that keyed their run to a national title. Shortstop Alex Mejia was named the Pac-12 Defensive Player of the Year and was an integral part of the UA infield that turned 57 double plays on the season, 24th-most in the nation. Over their final 20 games, the Wildcats went 18-2 and boasted an impressive .983 fielding percentage, committing 27 fewer errors than their opponents in that span.

Arizona placed five players on the All-Conference team, including Mejia, who was also named the Pac-12 Player of the Year. Mejia was joined by Field, Bobby Brown, Seth Mejias-Brean and Robert Refsnyder.

Several Wildcats earned All-American recognition by various outlets. Mejia was a near unanimous selection, while Mejias-Brean and Refsnyder each earn honors from various publications. Refsnyder also received the Most Outstanding Player award at the College World Series. Additionally, catcher Riley Moore was named a Baseball American Freshman All-American.

Four of Siegel's players were selected in the first nine rounds of the 2012 Major League Baseball First-Year Player Draft. Mejia was selected in the fourth round by the St. Louis Cardinals, Refsnyder in the fifth round by the New York Yankees, Mejias-Brean in the eighth round by the Cincinnati Reds and Joey Rickard in the ninth round by the Tampa Bay Rays.

Siegel's collegiate coaching career began in 2003 at UNLV, where his responsibilities included coaching the infielders and assisting with the hitters. Under his direction in 2003, the Rebels set a school mark with a .970 fielding percentage.

Siegel went on to spend three seasons as an assistant coach at Texas Christian University. Siegel's duties at TCU included instructing the hitters and working with the offense on base running. He served as the team's third base coach.

The TCU offense showed immediate improvement under the tutelage of Siegel. The 2004 club had a .294 batting average and swiped 63 bases. The Frogs also produced 427 runs in 2004, the most since 1999.

TCU saw even more offensive production in 2005 under Siegel's tutelage. TCU finished the season with a .310 batting average, the highest since the 1997 season. The 454 runs scored were the most since 1996. A year later, the Frogs again bettered their batting average, hitting .311 in 2006.

He has also served as an assistant coach in the Cape Cod Baseball League, where he coached the Cotuit Kettlers in 2002. The next summer, Siegel served as the head coach of the Arlington Senators, a collegiate summer league in Northern Virginia.

Siegel was a four-year starter as an infielder and outfielder at the University of Florida under head coach Andy Lopez. He was a member the 1998 Gator team that qualified for the College World Series. He earned Freshman All-American honors in 1998 and was named Academic All-SEC from 1997-2001. For his career, Siegel boasted a .303 batting average.

Most recently, Siegel spent time working in the commercial real estate market in Dallas-Fort Worth, including his most recent position as Vice President for NAI Robert Lynn.

Siegel graduated from the University of Florida in 2000 with a Finance degree and minor in Economics. He also earned a postbaccalaureate degree in History in 2001.

Siegel now resides in Tucson with his wife, Erin, and their daughters, Molly and Emily.



Josh Garcia 20

Volunteer Assistant Coach
2nd Year at Arizona
University of Arizona, 2012

Josh Garcia enters his second season as a member of the Arizona coaching staff and his first as the volunteer assistant coach. Garcia's primary responsibilities include working with the team's outfielders, hitters, coaching first base, scouting and coordinating the Andy Lopez Baseball Academy camps.

In 2012, Garcia joined the coaching as an undergraduate assistant following two successful seasons as a first baseman and designated hitter. Garcia was a vital part of the coaching staff that helped guide the Wildcats to their fourth national championship and a share of the Pac-12 Conference title.

Garcia served as the team's bench coach during games and he worked closely with UA's corner infielders throughout the season. Along with his in-game duties where he helped manage defensive substitutions and pinch hitters, Garcia also was an integral part of the coaching staff in preparing opposing scouting reports and he fulfilled various other responsibilities on a daily basis.

In his two-year playing career as a Wildcat, Garcia played in 65 games and made 47 starts. He hit .259 with 11 home runs, 31 runs scored and 43 runs batted in. As a senior in 2011, Garcia belted a team-leading eight homers and was a clutch option off the bench when used a pinch-hitter, as he went 6-for-8 in the season.

Prior to his enrollment at Arizona, Garcia starred at South Mountain Community College in Phoenix, Ariz., during the 2008-09 seasons. He was named to the All-ACCAC team as a sophomore after hitting .360 with five home runs and 13 doubles. He was also named All-Region and All-Conference as a freshman.

Garcia was in the 46th Round of the 2007 MLB First-Year Player Draft by the Arizona Diamondbacks with the 1,354th overall pick following a successful career at Brophy College Preparatory in Phoenix, Ariz. As a senior in 2007, Garcia hit 13 home runs and was named to the Arizona Republic's 5A All-State team. He was also recognized on the Rawlings and Louisville Slugger All-American teams.

Garcia earned his degree in religious studies with a minor in sociology from the University of Arizona in 2012.




Michael Lopez 45

Undergraduate Assistant Coach
1st Year on Coaching Staff
Arizona player: 2009-12

Michael Lopez is in his first season on the Arizona coaching staff following a four-year career as a pitcher for the Wildcats. As the team's undergraduate assistant coach, Lopez works closely with both pitchers and hitters during practices, prepares scouting reports on opponents and assists the coaching staff in a variety of other roles on a daily basis. During games, Lopez will compile situational hitting charts and will work in the bullpen with pitchers.

In his four seasons as a player, Lopez was one of the team's most tireless workers and set example for his teammates both on and off the field. He pitched in one game during each of the 2010, 2011 and 2012 seasons respectively, allowing just one hit and no runs over 3.1 combined innings in his career.

Lopez, who graduated from Sabino High School in 2008, will graduate from The University of Arizona in May 2013 with a degree in family studies. Lopez is the son of Andy and Linda Lopez. Michael has three siblings, including David, an infielder on the team, and sisters Kristi and Kerri, both graduates of Arizona.



2013 Alphabetical Roster

No.	Name	Pos.	Yr.	B/T	Ht.	Wt.	Hometown/Last School
35	Nathan Bannister	RHP	Fr.	R/R	6-3	220	Peoria, Ariz. (Liberty HS)
29	Jordan Berger	C	So.	L/R	5-10	185	Tarzana, Calif. (Taft HS)
33	Augey Bill	LHP	Sr.	L/L	6-9	225	Danville, Calif. (San Ramon Valley HS)
49	Xavier Borde	LHP	Fr.*	L/L	6-2	213	Playa del Rey, Calif. (Loyola HS)
11	Sam Brown	OF	Fr.	L/L	5-11	183	Mill Creek, Wash. (Jackson HS)
30	Tyler Crawford	LHP	So.	R/L	6-1	180	Glendale, Ariz. (Sunrise Mountain HS)
42	Nick Cunningham	RHP	Sr.	R/R	6-2	201	Indianapolis, Ind. (Lawrence North HS)
22	Brandon Dixon	INF	Jr.	R/R	6-1	213	Murrieta, Calif. (Murrieta Valley HS)
12	Kevin Elder	RHP	Fr.	R/R	6-0	250	Burlington, Ill. (Burlington Central HS)
36	James Farris	RHP	Jr.	R/R	6-2	215	Gilbert, Ariz. (Highland HS)
1	Johnny Field	OF	Jr.	R/R	5-10	195	Las Vegas, Nev. (Bishop Gorman HS)
23	Zach Gibbons	OF	Fr.	R/R	5-11	174	Scottsdale, Ariz. (Saguaro HS)
4	Trent Gilbert	INF	So.	L/R	6-1	180	Torrance, Calif. (Torrance HS)
10	Tyler Hale	RHP	Sr.	R/R	5-10	170	Abilene, Texas (Abilene HS)
34	Nick Hynes	RHP	Fr.	R/R	6-4	232	Covina, Calif. (Covina HS)
25	Scott Kingery	INF/OF	Fr.	R/R	5-10	175	Phoenix, Ariz. (Mountain Pointe HS)
3	Ryan Koziol	INF	Fr.	L/R	6-3	170	Orland Park, Ill. (Providence Catholic HS)
14	Vincent Littleman	LHP	Sr.	L/L	6-0	180	LeChee, Ariz. (Page HS)
28	David Lopez	INF	Jr.*	L/R	5-7	175	Tucson, Ariz. (Sabino HS)
15	Joseph Maggi	OF/INF	So.	L/L	5-10	178	Phoenix, Ariz. (Brophy College Prep)
31	Stephen Manthei	RHP	Jr.*	R/R	6-1	202	Las Vegas, Nev. (Bishop Gorman HS)
37	Cody Moffett	LHP	Fr.	L/L	6-4	205	Gilbert, Ariz. (Highland HS)
6	Riley Moore	C	So.	L/R	6-3	190	Santa Barbara, Calif. (San Marcos HS)
2	Kevin Newman	INF	Fr.	R/R	6-1	175	Poway, Calif. (Poway HS)
24	Tyler Parmenter	OF	So.	R/R	6-2	188	Yuma, Ariz. (Cibola HS)
5	Sam Parris	INF	Jr.	R/R	6-5	225	Lake Stevens, Wash. (Lake Stevens HS/Edmonds CC)
13	Cody Ramer	INF/OF	Fr.	L/R	5-10	174	Simi Valley, Calif. (Simi Valley HS)
21	David Real	C	Fr.	R/R	6-0	201	Anthem, Ariz. (Boulder Creek HS)
27	Jesse Scholtens	RHP	Fr.	R/R	6-4	205	Fairfield, Calif. (Rodriguez HS)
19	Tyger Talley	RHP	Fr.	R/R	6-2	219	Scottsdale, Ariz. (Chaparral HS)
44	Mathew Troupe	RHP	So.	R/R	6-2	195	Northridge, Calif. (Chaminade College Prep)
48	Konner Wade	RHP	Jr.	L/R	6-3	190	Scottsdale, Ariz. (Chaparral HS)
17	Jackson Willeford	INF/OF	Fr.	L/R	5-10	178	Ramona, Calif. (Ramona HS)

* Has used redshirt season

Coaching Staff

Andy Lopez (Head Coach, 12th Year)

Shaun Cole (Assistant Coach, 4th Year)

Matt Siegel (Assistant Coach, 2nd Year)

Josh Garcia (Volunteer Assistant Coach, 2nd Year)

Michael Lopez (Undergraduate Assistant Coach, 1st Year)

JORDAN BERGER

#29

**Sophomore • 5-10 • 185****Bats/Throws: L/R****Tarzana, Calif.****Taft HS****CATCHER**

Arizona 2012: Arizona's primary backup catcher and left-handed pinch hit option as true freshman ... Finished season 2-for-10 (.200) with a pair of runs scored and one run batted in ... Started two games behind the plate with four pinch-hit appearances ... Went 0-for-2 in three plate appearances in two games played off bench against East Tennessee State (4/27-29). Drove in a run with a sacrifice fly in opening game of series ... Hitless in pinch-hit at bat at Washington (4/22) ... Made second start of season against Utah Valley (4/4), going 0-for-2 with a walk and a run scored ... Went 0-for-1 in pinch hit appearance at Rice (3/14) ... Earned first career start and collected first two career hits with a run scored in second game of double-header against Auburn (2/25).

High School: Turned in a decorated career at Taft High School under coach Scott Osder ... A three-time Los Angeles City Section All-West Valley League first team honoree (2009-11) ... A 2009 and 2010 second team CIF Los Angeles City Section All-City selection ... As a true freshman in 2008, named a second team Los Angeles City Section All-West Valley League member ... As a senior, named top offensive player at South Bay Classic.

Personal: Born in Los Angeles, Calif. ... Graduated from Taft High School in Tarzana, Calif., in 2011 ... Son of Lonnie and Josie Berger ... Has one sister, Nina ... Is enrolled in the College of Letters, Arts and Science and has yet to declare a major ... Member of high school's honor roll ... Outside of baseball, hobbies include music, eating and Judaism ... Future career aspirations include becoming a lawyer ... Favorite professional sports teams include the Philadelphia Eagles and the Los Angeles Dodgers ... Rooms with teammate Joseph Maggi.

Jordan Berger's Career Game Highs**Hits:** 2, Auburn, Feb 25, 2012**Total bases:** 2, Auburn, Feb 25, 2012**RBI:** 1, East Tennessee State, Apr 27, 2012**Runs scored:** 1, at Utah Valley, Apr 4, 2012 ; Auburn, Feb 25, 2012**Walks:** 1, at Utah Valley, Apr 4, 2012**Struck out:** 1, at Rice, Mar 14, 2012**Sac flies:** 1, East Tennessee State, Apr 27, 2012**At bats:** 4, Auburn, Feb 25, 2012**Field chances:** 4, at Utah Valley, Apr 4, 2012**Putouts:** 3, at Utah Valley, Apr 4, 2012**Assists:** 1, Auburn, Feb 25, 2012**Runners CS:** 1, Auburn, Feb 25, 2012**Jordan Berger's****2012 Game-by-Game Stats**

Date	Opponent	GS	AB	R	H	RBI	2B	3B	HR	BB	SB	HBP	SAC	SF	K	PO	A	E
2/25	AUBURN-2	*	4	1	2	0	0	0	0	0	0	0	0	0	0	0	1	1
3/14	Rice		1	0	0	0	0	0	0	0	0	0	0	0	1	0	0	0
4/4	Utah Valley	*	2	1	0	0	0	0	0	1	0	0	0	0	0	3	0	1
4/22	Washington		1	0	0	0	0	0	0	0	0	0	0	0	0	0	0	0
4/27	EAST TENNESSEE STATE		0	0	0	1	0	0	0	0	0	0	0	1	0	0	0	0
4/29	EAST TENNESSEE STATE		2	0	0	0	0	0	0	0	0	0	0	0	0	2	0	0
TOTALS		GS	AB	R	H	RBI	2B	3B	HR	BB	SB	HBP	SAC	SF	K	PO	A	E
		2	10	2	2	1	0	0	0	1	0	0	0	1	1	5	1	2

Jordan Berger's Career Statistics

Year	Avg	GP	GS	AB	R	H	2B	3B	HR	RBI	TB	SLG%	BB	HBP	SO	OB%	SB	ATT	A	E
2012	.200	6	2	10	2	2	0	0	0	1	2	.200	1	0	1	0.250	0	0	1	2
TOTAL	.200	6	2	10	2	2	0	0	0	1	2	.200	1	0	1	0.250	0	0	1	2



AUGEY BILL

#33



Senior • 6-9 • 225
Bats/Throws: L/L
Danville, Calif.
San Ramon Valley HS

PITCHER

Honors/Awards

2012 Pac-12 All-Academic (Honorable Mention)

Arizona 2012: One of valuable left-handed options out of bullpen in second half of season ... Appeared in five games ... Pitched 6.2 innings and did not allow a run while registering seven strikeouts and issuing just one walk ... Pitched a scoreless inning with one hit and one strikeout against Arizona State (5/26) ... Tossed a scoreless inning with a strikeout in road appearance at USC (5/18) ... Pitched 2.0 innings and matched season-high with a pair of strikeouts and one walk against East Tennessee State (4/29) ... Tossed 1.1 innings with a pair of punch-outs in relief outing at Arizona State (4/17) ... Made season debut with 1.1 scoreless innings and just one hit allowed to go with a strikeout against UCLA (4/14).

Arizona 2011: Did not appear in any games.

Arizona 2010: Appeared in 17 games as a true freshman and made one start ... Posted a 4.40 ERA in 14.1 innings pitched ... Opponents hit just .218 against him, the lowest mark for any pitcher on staff ... Struck out 14, walked seven and allowed just one extra base hit ... Made one appearance in Fort Worth Regional, walking the only batter he faced against TCU (6/5) ... Pitched 1.1 innings in two relief appearances against Cal State Bakersfield (5/7 and 5/9) as he did not allow a run and struck out two ... Struck out the only two batters he faced against Arizona State in single game non-conference tilt (5/4) ... Allowed one run with two strikeouts in 0.2 innings of relief at USC (4/30) ... Suffered first loss in relief as he allowed three unearned runs against UCLA (4/23) in series opener and hit only batter faced two days later against Bruins (4/25) ... Helped preserve a 4-2 upset victory at No. 1 Arizona State, recording the first out in the ninth inning ... Appeared in all three games in series sweep of Washington State (4/16-4/19). Allowed one hit and no runs in 2.0 combined innings to go with two strikeouts ... Picked up first career victory in 3.0 innings of relief at Gonzaga (4/12). Allowed one run on one hit and a walk with two strikeouts ... Made one appearance against Oregon (3/28) ... Earned first career start in mid-week contest with New Mexico (3/24). Turned in 3.0 innings of work as he allowed three runs on four hits with two strikeouts ... Gave up a hit and a walk against only two batters faced in appearance against Sacramento State (3/21) ... Turned in 0.1 innings in relief against Northern Colorado (3/13) ... Made first career appearance with 2.0 innings of work against Saint Joseph's in first game of double-header (3/10). Struck out a career-high three batters and allowed one run.

High School: Graduated from San Ramon Valley HS in Danville, Calif., in 2009 ... Earned varsity letters under coach Chris Declerg ... Posted a mark of 3-4 as a senior on the mound with an impressive 2.12 ERA ... Struck out 54 batters in 37.2 innings pitched on the season while walking only 10 opponents ... Also played basketball for school,

Personal: Born in San Ramon, Calif., ... Son of Lawson and Carolyn Bill ... Has one brother, Keegan Bill, who played baseball at Chabot College ... Is enrolled in the College of Engineering with a major in aerospace engineering ... Aspires to become an engineer ... Hobbies include playing golf, building things and solving math problems ... Favorite professional sports team is the Oakland Raiders ... Rooms with teammates Vincent Littleman and Tyler Hale.

Aughey Bill's Career Game Highs

Innings pitched: 3.0, at Gonzaga, Apr 12, 2010 ; New Mexico, Mar 24, 2010
Walks allowed: 1, 8 times
Strikeouts: 3, Saint Joseph's, Mar 10, 2010
Batters faced: 13, New Mexico, Mar 24, 2010
Field chances: 2, New Mexico, Mar 24, 2010
Putouts: 1, New Mexico, Mar 24, 2010
Assists: 1, 5 times
Runners CS: 1, New Mexico, Mar 24, 2010

Aughey Bill's

2012 Game-by-Game Stats

Date	Opponent	GS	IP	H	R	ER	BB	SO	2B	3B	HR	WP	BK	HBP	IBB	W	L	SV
4/14	UCLA		1.1	1	0	0	0	1	1	0	0	0	0	0	0	0	0	0
4/17	Arizona State		1.1	0	0	0	0	2	0	0	0	0	0	0	0	0	0	0
4/29	EAST TENNESSEE STATE		2.0	0	0	0	1	2	0	0	0	0	0	0	0	0	0	0
5/18	USC		1.0	0	0	0	0	1	0	0	0	0	0	0	0	0	0	0
5/26	ARIZONA STATE		1.0	1	0	0	0	1	0	0	0	0	0	2	0	0	0	0
TOTALS		GS	IP	H	R	ER	BB	SO	2B	3B	HR	WP	BK	HBP	IBB	W	L	SV
		0	6.2	2	0	0	1	7	1	0	0	0	0	2	0	0	0	0

Aughey Bill's

2010 Game-by-Game Stats

Date	Opponent	GS	IP	H	R	ER	BB	SO	2B	3B	HR	WP	BK	HBP	IBB	W	L	SV
3/10	SAINT JOSEPH'S-1		2	2	1	1	0	3	1	0	0	0	0	0	0	0	0	0
3/13	NORTHERN COLORADO		0.1	1	0	0	1	0	0	0	0	0	0	0	0	0	0	0
3/21	SACRAMENTO STATE		0	1	0	0	1	0	0	0	0	0	0	0	0	0	0	0
3/24	NEW MEXICO	*	3	4	3	3	1	2	0	0	0	1	0	0	0	0	0	0
3/28	OREGON		0.1	0	0	0	0	0	0	0	0	0	0	0	0	0	0	0
4/12	Gonzaga		3	1	1	1	2	0	0	0	0	0	0	0	0	1	0	0
4/16	WASHINGTON STATE		0.1	0	0	0	0	1	0	0	0	0	0	0	0	1	0	1
4/17	WASHINGTON STATE		0.2	1	0	0	0	1	0	0	0	0	0	0	0	1	0	1
4/18	WASHINGTON STATE		1	0	0	0	0	0	0	0	0	0	0	1	0	1	0	1
4/20	Arizona State		0.1	0	0	0	0	0	0	0	0	0	0	1	0	1	0	1
4/23	UCLA		0.2	0	3	0	1	0	0	0	0	0	0	1	0	1	1	1
4/25	UCLA		0	0	0	0	0	0	0	0	0	0	0	1	0	1	1	1
4/30	USC		0.2	2	1	1	0	1	0	0	0	0	0	0	0	1	1	1
5/4	Arizona State		0.2	0	0	0	0	2	0	0	0	1	0	0	0	1	1	1
5/7	CSU BAKERSFIELD		0.2	0	0	0	0	1	0	0	0	1	0	0	0	1	1	1
5/9	CSU BAKERSFIELD		0.2	0	0	0	1	1	0	0	0	1	0	1	0	1	1	1
6/5	TCU		0	0	1	1	1	0	0	0	0	0	0	0	0	1	1	1
TOTALS		GS	IP	H	R	ER	BB	SO	2B	3B	HR	WP	BK	HBP	IBB	W	L	SV
		1	14.1	12	10	7	7	14	1	0	0	4	0	5	0	1	1	1

Aughey Bill's Career Statistics

Year	ERA	W	L	App	GS	CG	SHO	CBO	SV	IP	H	R	ER	BB	SO	2B	3B	HR	B/Avg	WP	HBP
2010	4.40	1	1	17	1	0	0	0	1	14.1	12	10	7	7	14	1	0	0	.218	4	5
2012	0.00	0	0	5	0	0	0	0	0	6.2	2	0	0	1	7	1	0	0	.095	0	2
TOTAL	3.00	1	1	22	1	0	0	0	1	21.0	14	10	7	8	21	2	0	0	.184	4	7

TYLER CRAWFORD

#30



Sophomore • 6-1 • 180

Bats/Throws: R/L

Glendale, Ariz.

Sunrise Mountain HS

PITCHER

Arizona 2012: Arizona's top left-handed arm in the bullpen and spot starter ... Appeared in 15 games, including two starts ... Finished season with a 1-1 record, two saves and a 3.05 earned run average, which ranked second-lowest on the club ... Struck out 15, walked 18 and allowed 14 runs – 13 earned – in 38.1 innings on the season ... One of two relievers to pitch in the postseason for Wildcats. Made three appearances over those 10 games with four strikeouts, no walks and just one run allowed over 4.1 innings (2.08 ERA) ... Gave up a run on two hits with a strikeout in 1.2 innings against Florida State at College World Series that pushed UA into championship series (6/21) ... Pitched 1.2 scoreless innings of relief in a tie ball game against Florida State in opening game of College World Series (6/15), a game Wildcats won in 12 innings ... Tossed on scoreless inning with two strikeouts and one hit allowed against Louisville at Tucson Regional (6/2) ... Allowed two runs on four hits with a walk and a strikeout in extended 3.1 innings of relief against Arizona State (5/26) ... Pitched 1.2 innings and did not allow a run on one hit, one walk and a strikeout at USC (5/19) ... Earned a save following 4.0 innings of relief in which he allowed just two runs on five hits to go with three strikeouts in win at Arizona State (5/16) ... Picked up first career save with 4.0 shutout innings of relief with one hit allowed and one strikeout in 7-4 victory at California (5/13) to clinch series sweep ... Did not allow a run and gave up just two hits in 5.0 combined innings of relief over two appearances against Oregon (5/4-5). Earned first career win in second appearance of series, registering one strikeout over 4.1 innings pitched ... Made second career start and did not factor into decision at Arizona State (4/17). Pitched 4.2 innings with four runs – three earned – allowed on eight hits to go with career-best four strikeouts ... Earned first career start in mid-week tilt at Utah Valley (4/4). Suffered loss despite giving up just two runs on three hits in season-high 5.2 innings of work ... Gave up a run on four hits with three strikeouts in 3.2 innings of relief against New Mexico State (3/21). Retired only batter faced on previous day against Aggies (3/20) ... Allowed two runs on two hits in 0.1 innings of work against Eastern Michigan (3/11) ... Made first career appearance with just two hits allowed in 1.1 innings of work against North Dakota State (2/18).

High School: Earned four varsity letters at Sunrise Mountain High School under coach Eric Gardner ... Turned in a 10-2 record with a 0.91 ERA on the mound as a senior ... Tallied 72 strikeouts against 20 walks in 61.1 innings pitched ... Hit .392 with 35 RBI, six doubles and a home run ... Named a 4A-I All-State player by the Arizona Baseball Coaches Association ... Rawlings Preseason West Region All High School Senior 1st Team ... Honorable Mention Rawlings Senior Preseason All-America ... As a junior, posted a 6-3 record with one save and a 1.74 ERA ... Has 73 strikeouts against 22 walks in 57 innings pitched ... Hit .417 with two home runs ... Named first team All-Region and second team All-State as a junior ... Member of 2009 USA Baseball NTIS Blue Team ... Tossed a no hitter as a sophomore in 2009, finishing with a 2.29 ERA and 5-2 record in 42.2 innings ... Lettered as a freshman with a 1.40 ERA in 10 innings pitched.

Personal: Born in Phoenix, Ariz. ... Graduated from Sunrise Mountain High School in Glendale, Ariz., in 2011 ... Son of Bryce and Verena Crawford ... Has one younger sister, Brooke ... Is enrolled in the Eller College of Management as a pre-business major ... A four-year honor roll student ... Uncle Menno Wickey was an outfielder at Arizona from 1992-95 ... Outside of baseball, enjoys watching movies, reading and hanging out with teammates ... Favorite professional sports teams include the Arizona Diamondbacks, Phoenix Coyotes and Phoenix Suns ... Rooms with teammates Riley Moore and David Real.

Tyler Crawford's Career Game Highs

Innings pitched: 5.2, at Utah Valley, Apr 4, 2012

Walks allowed: 2, at Utah Valley, Apr 4, 2012 ; Oregon, May 5, 2012

Strikeouts: 4, at Arizona State, Apr 17, 2012

Batters faced: 23, at Arizona State, Apr 17, 2012

Field chances: 1, 6 times

Putouts: 1, at Utah Valley, Apr 4, 2012

Assists: 1, 5 times

Runners CS: 1, North Dakota State, Feb 18, 2012 ; Oregon, May 4, 2012

Tyler Crawford's

2012 Game-by-Game Stats

Date	Opponent	GS	IP	H	R	ER	BB	SO	2B	3B	HR	WP	BK	HBP	IBB	W	L	SV
2/18	NORTH DAKOTA STATE		1.1	2	0	0	0	0	0	0	0	0	0	0	0	0	0	0
3/11	EASTERN MICHIGAN		0.1	2	2	2	0	0	0	1	0	0	0	0	0	0	0	0
3/20	NEW MEXICO STATE		0.1	0	0	0	0	0	0	0	0	0	0	0	0	0	0	0
3/21	NEW MEXICO STATE		3.2	4	1	1	0	3	1	0	0	0	0	0	0	0	0	0
4/4	Utah Valley	*	5.2	3	2	2	2	0	0	0	1	0	0	0	0	0	1	0
4/17	Arizona State	*	4.2	8	4	3	1	4	1	0	1	0	0	0	0	0	1	0
5/4	OREGON		0.2	0	0	0	0	0	0	0	0	0	0	0	0	0	1	0
5/5	OREGON		4.1	2	0	0	2	1	0	0	0	0	0	0	0	1	1	0
5/13	California		4.0	1	0	0	0	1	0	0	0	0	0	0	0	1	1	1
5/16	Arizona State		4.0	5	2	2	0	3	0	0	1	0	0	0	0	1	1	2
5/19	USC		1.2	1	0	0	1	1	0	0	0	0	0	0	0	1	1	2
5/26	ARIZONA STATE		3.1	4	2	2	1	1	1	0	1	0	1	3	0	1	1	2
6/2	LOUISVILLE		1.0	1	0	0	0	2	0	0	0	1	0	0	0	1	1	2
6/15	Florida State		1.2	1	0	0	0	1	0	0	0	0	0	0	0	1	1	2
6/21	Florida State		1.2	2	1	1	0	1	2	0	0	0	0	0	0	1	1	2
TOTALS		GS	IP	H	R	ER	BB	SO	2B	3B	HR	WP	BK	HBP	IBB	W	L	SV
		2	38.1	36	14	13	7	18	5	1	4	1	1	3	0	1	1	2

Tyler Crawford's Career Statistics

Year	ERA	W	L	App	GS	CG	SHO	CBO	SV	IP	H	R	ER	BB	SO	2B	3B	HR	B/Avg	WP	HBP
2012	3.05	1	1	15	2	0	0	0	2	38.1	36	14	13	7	18	5	1	4	0.248	1	3
TOTAL	3.05	1	1	15	2	0	0	0	2	38.1	36	14	13	7	18	5	1	4	0.248	1	3

NICK CUNNINGHAM

#42



Senior • 6-2 • 201
Bats/Throws: R/R
Indianapolis, Ind.
Lawrence North HS

PITCHER

Arizona 2012: Appeared in four games, each out of the bullpen ... Allowed two runs on four hits and struck out on against New Mexico State (3/21). Gave up one run on two hits with a strikeout the prior day against Aggies (3/20) ... Allowed a run on four hits and a walk in longest out of season (1.2) innings in second game of double-header against Auburn (2/25) ... Charged with three runs allowed on one hit and three walks in 0.1 innings against North Dakota State (2/18).

Arizona 2011: Pitched in 15 games out of the bullpen ... Turned in best performance of career at College Station Regional in first championship game against Texas A&M (6/5). Entered in relief during third inning following an injury to starter Tyler Hale. Went on to throw 5.1 innings, allowing just two hits and no runs while earning first victory of the year. The outing was the longest of his career (by innings and pitch count), and his first in nearly a month dating back to May 8 ... Pitched one perfect inning out the bullpen in rout of Alcorn State (5/8) ... Allowed two runs on two hits in 0.1 innings pitched at UCLA (4/17) ... Made two appearances against California in a double-header (4/10). Surrendered a run on three hits with a strikeout in 10-8 victory in first game. Gave up two runs on one hit in losing effort of second game ... Tossed four strong innings with three strikeouts and just one unearned run allowed against Arizona State (4/5) ... Pitched two scoreless innings with two strikeouts in loss to Oregon State (4/3) ... Gave up two runs in three combined innings in two appearances against New Mexico (3/29-30) ... Combined to pitch 1.0 scoreless innings in two relief appearances at Arizona State (3/26-27) ... Pitched a scoreless inning in a 14-0 rout of San Francisco (3/19) ... Surrendered two runs on a hit and a walk in 0.2 innings of work at Wichita State (3/16) ... Gave up a run on three hits at UNLV (3/9) ... Earned first save of season with 1.2 scoreless innings and two strikeouts against Utah Valley (3/5).

Arizona 2010: Led Arizona with three saves while appearing in a school freshman record of 35 games ... Appeared in 14 of team's 27 conference games, also the top UA freshman mark ... Made one appearance in Fort Worth Regional against TCU (6/5) as he allowed two runs - one earned - in 2.2 innings pitched in relief. Struck out three and walked three ... Earned victory in relief in UA's regular season finale at Oregon State (5/30). Turned in 3.1 innings of scoreless ball as he struck out four and walked two ... Made two appearances in final home series against Stanford (5/22 and 5/23). Allowed one run in 2.1 combined innings of work ... Gave up two runs in 0.1 innings pitched against Arizona State (5/17) ... Appeared in two games of Cal State Bakersfield series (5/7 and 5/9), including a career-high five strikeout game in 2.2 innings in series finale ... Made first career start at No. 1 Arizona State (4/20), suffering the loss. Allowed two runs on two hits in 3.1 innings pitched ... Retired only batter faced at USC (5/1) ... Earned key save in final game of UCLA series (4/25) allowing a run on two hits in 6-4 decision ... Picked up save in 4-2 victory at No. 2 Arizona State (4/20). Struck out one in 0.2 innings pitched ... Appeared in two games against Washington State (4/17 and 4/18) and pitched 1.1 combined innings. Allowed two runs - one earned - with a strikeout ... Pitched 2.0 innings at Gonzaga (4/12) in 5-4 road win. Gave up two unearned runs with two strikeouts ... Turned in 1.0 inning of shutout work at Washington (4/9) ... Pitched 1.0 scoreless inning in second game of doubleheader at California (4/3) ... Appeared in all three games of Pac-10 opening series against Oregon (3/26-28). Gave up one run on two hits in 9-3 series-opening win, before picking up first career save in 1.1 innings of work in second game. Suffered first loss in blown save attempt in series finale, surrendering four runs in 1.0 innings of work ... Earned win in relief of mid-week game against New Mexico (3/23) as he struck out three batters and walked one. Turned in another shutout inning the next day against Lobos with two more strikeouts ... Com-

bined to pitch 2.1 innings in series against Sacramento State (3/19 and 3/21), allowing three runs in series finale ... Turned in 2.0 combined scoreless innings of work in mid-week series sweep of Wichita State (3/16-17) with three strikeouts ... Earned first career victory in relief against Northern Colorado (3/13) turning in one strike out in 1.0 inning of work. Struck out three the next day in 1.2 innings pitched ... Tallied two strikeouts in 1.0 scoreless innings against Saint Joseph's (3/10) ... Allowed two runs on two hits in appearance against Cal State Fullerton (3.5) ... Pitched 3.0 combined scoreless innings in two-game series with UNLV (3/2-3) ... Gave up a run on a hit in 1.1 innings against Long Beach State (2/26), and was charged with two balks in game ... Made collegiate debut against Utah Valley (2/19), picking up a strikeout in 1.0 scoreless innings of work. Pitched in series finale (2/21) and gave up one run in 1.0 inning.

High School: Graduated from Lawrence North High School in Indianapolis, Ind., in 2009 ... Earned varsity letters under coach Richard Winzenread ... A four-year varsity starter who posted a 7-1 record with a 1.84 ERA and 57 strikeouts as a senior ... A 2009 All-State honoree ... Named to the Indianapolis Star Super Team ... Named First Team All-Marion County ... Selected to the North/South All-Star Team ... A two-time team MVP ... Two-time First Team All-Metropolitan Interscholastic Conference honoree ... Team won two MIC championships ... Played six seasons of summer ball with the Indiana Bulls ... Selected to the Chicago White Sox Double Duty Classic in 2008 to cap several successful seasons of summer baseball.

Personal: Born in 1991 in Indianapolis, Ind., ... Son of Steve and Nancy Cunningham ... Has no siblings ... Is enrolled in the College of Social and Behavioral Sciences with a major in regional development and a minor in general business administration ... Future career aspirations include owning his own business or real estate ... Hobbies include hiking, playing golf, riding bikes and occasionally video games ... Favorite professional sports teams include the Indianapolis Colts, Indiana Pacers and Chicago Cubs.

Nick Cunningham's Career Game Highs

Innings pitched: 5.1, Texas A&M, Jun 05, 2011

Walks allowed: 4, Texas A&M, Jun 05, 2011

Strikeouts: 5, CSU Bakersfield, May 09, 2010

Batters faced: 21, Texas A&M, Jun 05, 2011

Field chances: 3, Wichita State, Mar 17, 2010

Putouts: 2, Wichita State, Mar 17, 2010

Assists: 1, 7 times

Runners CS: 1, Auburn, Feb 25, 2012 ; Texas A&M, Jun 05, 2011

Nick Cunningham's Career Statistics

Year	ERA	W	L	App	GS	CG	SHO	CBO	SV	IP	H	R	ER	BB	SO	2B	3B	HR	B/Avg	WP	HBP
2010	4.29	3	2	35	1	0	0	2	3	42.0	42	28	20	18	41	5	1	4	0.249	1	4
2011	4.15	1	0	15	0	0	0	1	1	21.2	23	11	10	11	12	2	2	1	0.28	1	4
2012	15.75	0	0	4	0	0	0	0	0	4.0	11	7	7	4	2	2	1	0	0.5	2	1
TOTAL	4.92	4	2	54	1	0	0	3	4	67.2	76	46	37	33	55	9	4	5	0.278	4	9

Nick Cunningham's 2012 Game-by-Game Stats

Date	Opponent	GS	IP	H	R	ER	BB	SO	2B	3B	HR	WP	BK	HBP	IBB	W	L	SV
2/18	NORTH DAKOTA STATE	0.1	1	3	3	3	0	0	0	0	1	0	0	0	0	0	0	0
2/25	AUBURN-2	1.2	4	1	1	1	0	0	1	0	0	0	0	0	0	0	0	0
3/20	NEW MEXICO STATE	1.0	2	1	1	0	1	0	0	0	1	0	0	0	0	0	0	0
3/21	NEW MEXICO STATE	1.0	4	2	2	0	1	2	0	0	0	0	1	0	0	0	0	0
TOTALS		GS	IP	H	R	ER	BB	SO	2B	3B	HR	WP	BK	HBP	IBB	W	L	SV
		0	4.0	11	7	7	4	2	2	1	0	2	0	1	0	0	0	0

Nick Cunningham's 2011 Game-by-Game Stats

Date	Opponent	GS	IP	H	R	ER	BB	SO	2B	3B	HR	WP	BK	HBP	IBB	W	L	SV
3/5	UTAH VALLEY	1.2	1	0	0	0	2	0	0	0	1	0	0	0	0	0	0	1
3/9	UNLV	1.1	3	1	1	1	0	1	0	0	0	0	0	0	0	0	0	1
3/16	Wichita State	0.2	1	2	2	1	0	0	0	0	0	0	0	0	0	0	0	1
3/19	SAN FRANCISCO	1	1	0	0	0	1	0	1	0	0	0	0	0	0	0	0	1
3/26	Arizona State	0.1	0	0	0	0	0	0	0	0	0	0	0	0	0	0	0	1
3/27	Arizona State	0.2	1	0	0	1	0	0	0	0	0	0	0	0	0	0	0	1
3/29	NEW MEXICO	1	1	1	1	0	0	0	1	0	0	0	0	0	0	0	0	1
3/30	NEW MEXICO	2	4	1	1	1	1	1	0	0	0	0	1	0	0	0	0	1
4/3	OREGON STATE	2	1	0	0	1	2	0	0	0	0	0	0	0	0	0	0	1
4/5	ARIZONA STATE	4	2	1	0	2	3	0	0	0	0	0	0	0	0	0	0	1
4/10	CALIFORNIA-1	0.1	3	1	1	0	1	0	0	0	0	0	0	0	0	0	0	1
4/10	CALIFORNIA-2	0	1	2	2	0	0	0	0	0	0	0	0	0	1	0	0	1
4/17	UCLA	0.1	2	2	2	0	0	0	0	0	1	0	0	1	0	0	0	1
5/8	ALCORN STATE	1	0	0	0	0	0	0	0	0	0	0	0	0	0	0	0	1
6/5	Texas A&M	5.1	2	0	0	4	2	0	0	0	0	0	1	0	1	0	1	0
TOTALS		GS	IP	H	R	ER	BB	SO	2B	3B	HR	WP	BK	HBP	IBB	W	L	SV
		0	21.2	23	11	10	11	12	2	2	1	1	0	4	0	1	0	1

Nick Cunningham's 2010 Game-by-Game Stats

Date	Opponent	GS	IP	H	R	ER	BB	SO	2B	3B	HR	WP	BK	HBP	IBB	W	L	SV
2/19	UTAH VALLEY	1	0	0	0	0	1	0	0	0	0	0	0	0	0	0	0	0
2/21	UTAH VALLEY-2	1	1	1	1	0	1	0	0	1	0	0	0	0	0	0	0	0
2/26	LONG BEACH STATE	1.1	1	1	1	1	1	0	0	0	0	0	2	0	0	0	0	0
3/2	UNLV	1.2	3	0	0	0	0	0	0	0	0	0	0	1	0	0	0	0
3/3	UNLV	1.1	1	0	0	0	1	0	0	0	0	0	0	0	0	0	0	0
3/5	CAL STATE FULLERTON	0	2	2	2	0	0	0	0	1	0	0	0	0	0	0	0	0
3/10	SAINT JOSEPH'S-2	1	1	0	0	1	2	0	0	0	0	0	0	0	0	0	0	0
3/13	NORTHERN COLORADO	1	0	0	0	0	1	0	0	0	0	0	0	0	0	1	0	0
3/14	NORTHERN COLORADO	1.2	1	0	0	1	3	0	0	0	0	0	0	0	0	1	0	0
3/16	WICHITA STATE	1	0	0	0	0	2	0	0	0	0	0	1	0	1	0	0	0
3/17	WICHITA STATE	1	0	0	0	0	1	0	0	0	0	0	0	0	0	1	0	0
3/19	SACRAMENTO STATE	1.2	0	0	0	1	2	0	0	0	0	0	0	0	0	1	0	0
3/21	SACRAMENTO STATE	0.2	3	3	3	0	0	0	0	1	0	0	0	0	0	1	0	0
3/23	NEW MEXICO	1	1	0	0	0	3	0	0	0	0	1	0	0	2	0	0	0
3/24	NEW MEXICO	1	0	0	0	2	0	0	0	0	0	0	0	0	2	0	0	0
3/26	OREGON	1	2	1	1	0	1	1	0	0	0	0	0	0	0	2	0	0
3/27	OREGON	1.1	1	0	0	0	1	0	0	0	0	0	1	0	2	0	1	1
3/28	OREGON	1	4	4	4	0	1	0	0	1	0	0	0	0	2	1	1	1
4/3	California-2	1	0	0	0	0	0	0	0	0	0	0	0	0	0	2	1	1
4/9	Washington	1	0	0	0	1	0	0	0	0	0	0	0	0	0	2	1	1
4/12	Gonzaga	2	1	2	0	0	2	1	0	0	0	0	0	0	0	2	1	1
4/17	WASHINGTON STATE	0.1	0	0	0	0	1	0	0	0	0	0	0	0	0	2	1	1
4/18	WASHINGTON STATE	1	2	2	1	0	0	0	1	0	0	0	0	0	0	2	1	1
4/20	Arizona State	0.2	0	0	0	0	1	0	0	0	0	0	0	0	0	2	1	2
4/23	UCLA	0.1	1	1	0	1	0	0	0	0	0	0	0	0	0	2	1	2
4/25	UCLA	1	2	1	1	0	0	0	0	0	0	0	0	0	0	2	1	3
5/1	USC	0.1	0	0	0	0	0	0	0	0	0	0	0	0	0	2	1	3
5/4	Arizona State	*	3.1	2	2	2	2	0	0	0	0	0	0	0	0	2	2	3
5/7	CSU BAKERSFIELD	0	1	1	0	1	0	1	0	0	0	0	0	0	1	2	2	3
5/9	CSU BAKERSFIELD	2.2	2	2	0	2	5	1	0	0	1	0	0	0	0	2	2	3
5/17	ARIZONA STATE	0.1	2	2	2	1	0	0	0	0	0	0	1	0	2	2	3	3
5/22	STANFORD	0.1	0	1	1	1	0	0	0	0	0	0	0	0	0	2	2	3
5/23	STANFORD	2	1	0	0	0	2	1	0	0	0	0	0	0	0	2	2	3
5/30	Oregon State	3.1	4	0	0	2	4	0	0	0	0	0	0	0	0	3	2	3
6/5	TCU	2.2	3	2	1	3	3	0	0	0	0	0	0	0	0	3	2	3
TOTALS		GS	IP	H	R	ER	BB	SO	2B	3B	HR	WP	BK	HBP	IBB	W	L	SV
		1	42	42	28	20	18	41	5	1	4	1	3	4	1	3	2	3

BRANDON DIXON

#22



Junior • 6-1 • 213
Bats/Throws: R/R
Murrieta, Calif.
Murrieta Valley HS

INFIELDER**Honors/Awards**

2012 Pac-12 All-Academic (Honorable Mention)

Arizona 2012: Played in 62 of team's games and made 38 starts at first base ... Split time as starter at first base, but finished most games as a defensive replacement in the later innings ... Finished season with a .245 batting average, 30 runs scored and 15 runs batted in ... Had 10 multi-hit games during the season ... Committed only three errors all season and led all UA regulars with a .994 fielding percentage ... Tied for third on team with 11 sacrifice bunts on the season ... Hit an improved .303 with seven runs scored and nine RBI over 10 postseason games ... Delivered game-winning RBI on a double down the left field line to give UA a 2-1 lead in top of ninth inning of second championship against South Carolina to win College World Series (6/25) ... Hitless in only plate appearance but made three putouts as defensive replacement in first championship game against Gamecocks (6/24) ... Went 0-for-2 but scored a run in victory over Florida State to advance to CWS finals (6/21) ... Went 0-for-3 at the plate in three plate appearances over first two games of College World Series against UCLA (6/17) and Florida State (6/15) ... Singled and scored a run in the ninth inning during only at bat of Tucson Super Regional championship game against St. John's (6/9) ... Went 1-for-1 off the bench in first game of Tucson Super Regional (6/8) ... Combined to hit 2-for-6 with five runs scored, three RBI and a stolen base in three appearances off the bench in wins over Missouri (6/1) and Louisville (6/2-3) at the Tucson Regional. Belted first career home run in second game of regional against Cardinals ... Played in two games with one plate appearance in final regular season series against Arizona State (5/25 and 5/27) ... Hitless in four at bats in series at USC (5/18-20) ... Drove in a run in victory at Arizona State (5/16) ... Started the first and last games of three-game set at USC with one base hit (5/11-13) ... Went 1-for-4 with a run scored and an RBI in two starts against Oregon (5/5-6) ... Turned in three-straight two-hit games against East Tennessee State (4/27-29) and finished series 6-for-12 with a double, five runs scored and two RBI ... Hitless in five at bats in series at Washington (4/20-22) ... Played in two games with a run scored against UCLA (4/13 and 4/15) ... Entered as a defensive replacement in all three games with 11 total putouts at Utah (4/5-7) ... Went 0-for-3 in start at Utah Valley (4/4) ... Tallied a hit in each of three games in sweep of then-No. 2 Stanford, finishing series 4-for-9 with a run scored ... Went 2-for-11 over three games at Oregon State (3/23-25) ... Combined 1-for-4 with a run scored in two mid-week games against New Mexico State (3/20-21) ... Went 3-for-12 with two runs scored and an RBI in three games against Washington State (3/16-17) ... Batted 2-for-7 with an RBI in pair of starts at Rice (3/13-14) ... Combined to hit 5-for-10 with a double, four runs scored and an RBI in sweep of Eastern Michigan (3/9-11) ... Hitless in five at bats but had two sacrifices in two games against UC Davis (3/6-7) ... Registered a double in all three games of series against Harvard (3/2-4) and finished series 4-for-13 with a run scored and an RBI ... Started all three games of Auburn series, opening with a 3-for-4 game that included two doubles, two runs scored and an RBI ... Went 1-for-3 with three runs scored, a walk a career-high three stolen bases in mid-week tilt against Utah Valley (2/21) ... Opened season without a hit in three starts at first base against North Dakota State (2/17-19), but collecting 31 putouts.

Arizona 2011: Played in 13 games and made one start as a true freshman ... Had eight

appearances as a pinch hitter, and played defensively at third base and second base ... Collected first career RBI on pinch-hit single against Alcorn State (5/8) ... Made first career start at Oregon (4/22) as the third baseman. Went 0-for-2 with a sacrifice in the game ... Season-high three at bats after pinch-hitting early in a game against Arizona State (4/5) ... Drew a walk and scored first career run after pinch-hitting against San Francisco (3/19) ... Walked in only plate appearance against Northern Colorado (3/11) ... Singled in first career at bat as a pinch hitter against North Dakota State (2/20).

Draft: Drafted in the 48th Round of the 2009 MLB First-Year Player Draft by the Texas Rangers with the 1,444th overall selection.

High School: Graduated from Murrieta Valley High School in Murrieta, Calif., in 2010 ... Earned varsity letters as a middle infielder under coach Scott Widner ... Hit .292 with eight home runs and 21 runs batted in as a senior ... Stole 12 bases in 13 attempts as senior and scored 23 runs ... As a junior, hit .325 with three home runs and ranked fourth in the Southwestern League with 10 doubles ... Named first team All-Southwestern League as a senior in 2010 and second team all-league as a junior in 2009 ... Helped guide Nighthawks to an 11-4 first-place record in the Southwestern League as a senior ... Named All-Valley by the North County Times as a senior.

Personal: Born in 1992 in La Jolla, Calif., ... Son of Troy and Kathy Dixon ... Has two older sisters, Brittany and Courtney ... Outside of baseball, enjoys wakeboarding, surfing and other sports ... Is enrolled in the College of Letters, Arts and Sciences as a Sports and Society major ... Future career aspirations including working in the Secret Service ... Favorite professional sports teams include the San Diego Padres and San Diego Chargers ... Hobbies include hunting and noodling ... Rooms with teammates Johnny Field, Stephen Manthei and David Lopez.

Brandon Dixon's Career Game Highs**Hits:** 3, Auburn, Feb 24, 2012**Doubles:** 2, Auburn, Feb 24, 2012**Home runs:** 1, at Louisville, Jun 02, 2012**Total bases:** 5, Auburn, Feb 24, 2012**RBI:** 3, at Louisville, Jun 02, 2012**Runs scored:** 3, East Tennessee State, Apr 29, 2012 ; Utah Valley, Feb 21, 2012**Walks:** 1, 14 times**Hit by pitch:** 2, at Washington, Apr 20, 2012**Struck out:** 2, 8 times**Sac flies:** 1, North Dakota State, Feb 19, 2012**Sac bunts:** 2, Eastern Michigan, Mar 11, 2012 ; at California, May 11, 2012**At bats:** 5, 4 times**Stolen bases:** 3, Utah Valley, Feb 21, 2012**Caught stealing:** 1, 4 times**Field chances:** 19, Oregon, May 5, 2012**Putouts:** 18, at Oregon State, Mar 24, 2012 ; Oregon, May 5, 2012**Assists:** 2, 6 times**Brandon Dixon's Career Statistics**

Year	Avg	GP	GS	AB	R	H	2B	3B	HR	RBI	TB	SLG%	BB	HBP	SO	OB%	SB	ATT	A	E
2011	.200	13	1	10	1	2	0	0	0	1	2	.200	2	0	6	0.333	0	0	1	0
2012	.245	62	38	155	30	38	9	0	1	14	50	.323	12	7	34	0.326	8	12	26	3
TOTAL	.242	75	39	165	31	40	9	0	1	15	52	.315	14	7	40	0.326	8	12	27	3

Brandon Dixon's 2012 Game-by-Game Stats

Date	Opponent	GS	AB	R	H	RBI	2B	3B	HR	BB	SB	HBPS	SAC	SF	K	PO	A	E	
2/17	NORTH DAKOTA STATE	*	2	0	0	0	0	0	0	1	0	0	0	0	1	11	0	0	
2/18	NORTH DAKOTA STATE	*	4	0	0	0	0	0	0	0	0	0	0	0	2	7	1	0	
2/19	NORTH DAKOTA STATE	*	2	0	0	1	0	0	0	1	0	1	0	1	1	13	2	0	
2/21	UTAH VALLEY	*	3	3	1	0	0	0	0	1	3	1	0	0	1	12	0	0	
2/24	AUBURN	*	4	2	3	1	2	0	0	0	1	0	0	0	1	11	1	0	
2/25	AUBURN-1	*	5	0	0	0	0	0	0	0	0	0	0	0	1	10	0	0	
2/25	AUBURN-2	*	2	0	0	0	0	0	0	0	0	0	0	0	1	6	2	0	
3/2	HARVARD	*	4	0	2	0	1	0	0	0	0	0	0	0	0	10	0	0	
3/3	HARVARD	*	4	0	1	1	1	0	0	0	0	0	0	0	0	10	0	0	
3/4	HARVARD	*	5	1	1	0	1	0	0	0	0	0	0	0	1	11	0	0	
3/6	UC DAVIS	*	3	0	0	0	0	0	0	0	0	0	0	1	0	2	14	1	0
3/7	UC DAVIS	*	2	0	0	0	0	0	0	0	0	0	0	1	0	0	11	1	0
3/9	EASTERN MICHIGAN	*	3	2	2	0	0	0	0	0	0	0	0	0	0	10	1	0	
3/10	EASTERN MICHIGAN	*	4	1	2	1	0	0	0	0	1	1	0	0	1	11	1	0	
3/11	EASTERN MICHIGAN	*	3	1	1	0	1	0	0	0	0	0	0	2	0	0	8	2	1
3/13	Rice	*	3	0	1	0	0	0	0	0	0	0	0	0	0	7	1	0	
3/14	Rice	*	4	0	1	1	0	0	0	0	0	0	0	0	0	12	0	0	
3/16	WASHINGTON STATE	*	3	0	0	0	0	0	0	1	0	0	0	0	2	9	0	0	
3/17	WASHINGTON STATE-1	*	5	0	1	0	0	0	0	0	1	0	0	0	0	11	2	0	
3/17	WASHINGTON STATE-2	*	4	2	2	1	0	0	0	0	0	0	0	0	1	15	0	0	
3/20	NEW MEXICO STATE	*	2	1	1	0	0	0	0	1	0	0	1	0	0	12	1	1	
3/21	NEW MEXICO STATE	*	2	0	0	0	0	0	0	0	0	0	0	0	2	3	0	0	
3/23	Oregon State	*	3	0	0	0	0	0	0	0	0	0	0	0	1	9	0	1	
3/24	Oregon State	*	4	0	2	0	0	0	0	0	0	0	0	0	0	18	0	0	
3/25	Oregon State	*	4	0	0	0	0	0	0	0	0	0	0	0	0	12	0	0	
3/30	STANFORD	*	3	0	1	0	0	0	0	1	0	0	0	0	0	8	0	0	
3/31	STANFORD	*	3	1	1	0	0	0	0	0	0	1	0	0	1	11	0	0	
4/1	STANFORD	*	3	0	2	0	0	0	0	0	0	0	0	1	0	1	9	1	0
4/4	Utah Valley	*	3	0	0	0	0	0	0	0	0	0	0	0	0	7	1	0	
4/5	Utah		1	0	0	0	0	0	0	0	0	0	0	0	0	5	0	0	
4/6	Utah		2	0	0	0	0	0	0	0	0	0	0	0	0	3	0	0	
4/7	Utah		1	0	0	0	0	0	0	0	0	0	0	0	0	3	0	0	
4/13	UCLA		0	1	0	0	0	0	0	0	0	0	0	0	0	1	0	0	
4/15	UCLA	*	3	0	0	0	0	0	0	0	0	0	0	0	1	11	2	0	
4/17	Arizona State		1	0	0	0	0	0	0	0	0	0	0	0	0	4	0	0	
4/20	Washington		1	0	0	0	0	0	0	0	0	0	0	2	0	0	6	0	0
4/21	Washington		1	0	0	0	0	0	0	0	0	0	0	0	1	2	2	0	
4/22	Washington	*	4	0	0	0	0	0	0	0	1	0	1	0	2	12	1	0	
4/27	EAST TENNESSEE STATE	*	5	2	2	1	0	0	0	1	0	0	0	0	0	7	1	0	
4/28	EAST TENNESSEE STATE	*	3	0	2	0	1	0	0	0	0	0	0	1	0	0	9	0	0
4/29	EAST TENNESSEE STATE	*	4	3	2	1	0	0	0	1	0	0	0	0	0	7	0	0	
5/5	OREGON	*	3	1	1	1	0	0	0	1	0	0	1	0	0	18	1	0	
5/6	OREGON	*	1	0	0	0	0	0	0	1	0	0	0	0	0	15	0	0	
5/11	California	*	2	0	0	0	0	0	0	0	0	0	0	2	0	0	11	0	0
5/12	California		1	0	0	0	0	0	0	0	0	0	0	0	1	3	0	0	
5/13	California	*	3	0	1	0	1	0	0	1	0	0	0	0	1	8	0	0	
5/16	Arizona State		2	0	0	1	0	0	0	0	0	0	0	0	1	4	0	0	
5/18	USC		2	1	0	0	0	0	0	0	0	0	0	0	2	3	0	0	
5/19	USC		1	0	0	0	0	0	0	0	0	0	0	0	1	3	0	0	
5/20	USC		1	0	0	0	0	0	0	0	0	0	0	0	0	1	0	0	
5/25	ARIZONA STATE		0	0	0	0	0	0	0	0	0	0	0	0	0	3	0	0	
5/27	ARIZONA STATE		1	0	0	0	0	0	0	0	0	0	0	0	0	1	0	0	
6/1	MISSOURI		1	2	1	0	0	0	0	0	1	1	0	0	0	2	0	0	
6/2	LOUISVILLE		3	1	1	3	0	0	1	0	0	0	0	0	0	4	0	0	
6/3	LOUISVILLE		2	2	0	0	0	0	0	1	0	0	0	0	1	4	0	0	
6/8	ST. JOHN'S		1	0	1	0	0	0	0	0	0	0	0	0	0	2	0	0	
6/9	ST. JOHN'S		1	1	1	0	0	0	0	0	0	0	0	0	0	6	0	0	
6/15	Florida State		2	0	0	0	0	0	0	0	0	0	0	0	1	7	0	0	
6/17	UCLA		1	0	0	0	0	0	0	0	0	0	0	0	0	4	0	0	
6/21	Florida State		2	1	0	0	0	0	0	0	0	0	0	0	1	6	0	0	
6/24	South Carolina		1	0	0	0	0	0	0	0	0	0	0	0	1	3	0	0	
6/25	South Carolina		2	1	1	1	1	0	0	0	0	0	0	0	0	2	1	0	
TOTALS			GS	AB	R	H	RBI	2B	3B	HR	BB	SB	HBPS	SAC	SF	K	PO	A	E
			38	155	30	38	14	9	0	1	12	8	7	11	1	34	478	26	3

Brandon Dixon's 2011 Game-by-Game Stats

Date	Opponent	GS	AB	R	H	RBI	2B	3B	HR	BB	SB	HBPS	SAC	SF	K	PO	A	E	
2/20	NORTH DAKOTA STATE		1	0	1	0	0	0	0	0	0	0	0	0	0	0	0	0	
2/27	Long Beach State		1	0	0	0	0	0	0	0	0	0	0	0	0	0	0	0	
3/11	NORTHERN COLORADO		0	0	0	0	0	0	0	1	0	0	0	0	0	0	0	0	
3/19	SAN FRANCISCO		0	1	0	0	0	0	0	1	0	0	0	0	0	0	1	0	
3/27	Arizona State		1	0	0	0	0	0	0	0	0	0	0	0	0	1	0	0	
3/29	NEW MEXICO		0	0	0	0	0	0	0	0	0	0	0	0	0	0	0	0	
4/5	ARIZONA STATE		3	0	0	0	0	0	0	0	0	0	0	0	0	2	0	0	
4/22	Oregon	*	2	0	0	0	0	0	0	0	0	0	0	1	0	2	0	0	
4/23	Oregon		0	0	0	0	0	0	0	0	0	0	0	0	0	0	0	0	
4/29	USC		0	0	0	0	0	0	0	0	0	0	0	0	0	0	0	0	
4/30	USC		1	0	0	0	0	0	0	0	0	0	0	0	0	1	0	0	
5/8	ALCORN STATE		1	0	1	1	0	0	0	0	0	0	0	0	0	0	0	0	
5/16	Washington State		0	0	0	0	0	0	0	0	0	0	0	0	0	0	0	0	
TOTALS			GS	AB	R	H	RBI	2B	3B	HR	BB	SB	HBPS	SAC	SF	K	PO	A	E
			1	10	1	2	1	0	0	0	2	0	0	1	0	6	0	1	0

JAMES FARRIS

#36



Junior • 6-2 • 215
Bats/Throws: R/R
Gilbert, Ariz.
Highland HS

PITCHER

Arizona 2012: Earned the No. 3 starting spot in rotation entering the season and never relinquished it, posting an impressive 7-3 record and a 3.97 earned run average in 17 starts ... Struck out 73 and walked just 20 in 106.2 innings pitched, a 1.69 walks per nine innings figure that ranked fifth-best in Pac-12 ... Tossed three complete games to tie for fourth-most in conference ... Saved some of his best pitching for his two postseason starts, going 1-0 with a 1.62 earned run average and 11 strikeouts against three walks in 16.2 innings ... Outstanding pitching performance in only start at the College World Series in the second championship game against South Carolina (6/25). Went toe-to-toe with Michael Roth, pitching into the eighth inning with just one run allowed. Scattered two hits and two walks to go with four strikeouts in the 7.2-inning, no-decision effort before the Wildcats scored three times in the top of the ninth to win national championship ... Pitched a complete game and tied career high with seven strikeouts in first career postseason appearance against Louisville in Tucson Region championship game (6/3). Allowed just three runs – two earned – on 12 scattered hits, only one of which went for extra bases ... Did not factor into decision in regular season finale against Arizona State (5/27). Allowed four runs on seven hits with a pair of strikeouts in 4.2 innings ... Earned a victory with 6.1 strong innings with one run allowed on six hits in road start at USC (5/20) ... Gave up three runs on five hits and three walks in three-plus innings in no-decision outing at California (5/13) ... Suffered a tough-luck defeat against Oregon (5/6) despite pitching 7.2 strong innings with just two runs allowed – one earned – and six strikeouts against two walks ... Picked up fifth win of season with six solid innings against East Tennessee State (4/29). Allowed five runs on 10 hits but did not walk a batter and struck out five ... Set a career high with seven strikeouts to highlight a strong start at Washington (4/22), but did not factor into decision despite allowing just three runs on four hits in 7.1 innings of work ... Took the loss despite giving up only three runs on six hits in 4.2 innings against UCLA (4/15) ... No decision in four-plus innings in start at Utah (4/7). Charged with seven runs – five earned – on eight hits, but did not walk a batter and struck out six ... Turned in a superb effort against then-No. 2 Stanford (4/1), collecting his second complete game of the season. Scattered six hits and allowed just two runs, while tallying five strikeouts against zero walks ... Earned victory in first career road appearance with 7.2 gritty innings at Oregon State (3/25). Gave up five runs – four earned – on six hits and two walks, but matched his then-career high with six strikeouts ... Did not factor into decision after pitching 4.1 innings with three runs allowed on seven hits to go with two strikeouts against Washington State in second game of a double-header (3/17) ... No decision despite six solid innings with four runs – three earned – allowed against Eastern Michigan (3/11) ... Picked up second win with 7.0 strong innings and just two runs allowed against Harvard (3/4). Struck out six and walked just one ... Suffered first loss after giving up five runs on seven hits and a pair of walks against Auburn in second game of double-header (2/25) ... Turned in a complete game five-hit shutout in first career start against North Dakota State (2/19). Struck out six and did not issue a walk.

Arizona 2011: Made two appearances out of the bullpen as a true freshman ... Earned praise of coaches for his development over the course of the season, despite limited appearances ... On travel roster much of second half of season ... Registered first career strikeout in 1.0 innings of work against Alcorn State (5/7) ... Made collegiate debut against Rice (3/2). Gave up three runs on two hits in debut game.

High School: Graduated from Highland High School in Gilbert, Ariz., in 2010 ... Earned

varsity letters under coach Scott Cook ... Transferred to Highland prior to junior season after attending Nettleton High School in Jonesboro, Ark., ... As a senior at Highland, posted a 2.42 ERA with 68 strikeouts on the mound ... Hit .423 with seven doubles and six homers ... Named an East Valley All-Star ... 5A All-State honorable mention selection by Arizona Republic ... As a junior, won seven games with a 2.52 ERA and 62 strikeouts ... Batted .36 with four doubles ... A 5A-1 Fiesta All-Region selection as a junior ... Named a top-25 prospect in state entering season by arizonavarsity.com ... As a sophomore at Nettleton, posted a 1.43 ERA with 64 strikeouts on the mound and batted .351 with nine homers and 33 RBI.

Personal: Born in Columbus, Ohio ... Son of Jim and Linda Farris ... Has one sibling, Jordan ... Is enrolled in the College of Social and Behavioral Sciences with a major in regional development and a minor in environmental studies ... Future career aspirations include regional development and planning of cities ... Favorite professional sports team is the St. Louis Cardinals ... Outside of baseball, enjoys golf, ping pong, mountain biking, music and watching television show “Workaholics”.

James Farris' Career Game Highs

Innings pitched: 9.0, Stanford, Apr 1, 2012 ; North Dakota State, Feb 19, 2012 ; at Louisville, Jun 03, 2012

Walks allowed: 3, Rice, Mar 2, 2011 ; at California, May 13, 2012

Strikeouts: 7, at Washington, Apr 22, 2012 ; at Louisville, Jun 03, 2012

Batters faced: 38, at Louisville, Jun 03, 2012

Field chances: 3, 4 times

Putouts: 2, North Dakota State, Feb 19, 2012 ; at Louisville, Jun 03, 2012 ; vs South Carolina, Jun 25, 2012

Assists: 3, Oregon, May 6, 2012

Runners CS: 1, Arizona State, May 27, 2012

James Farris' Career Statistics

Year	ERA	W	L	App	GS	CG	SHO	CBO	SV	IP	H	R	ER	BB	SO	2B	3B	HR	B/Avg	WP	HBP
2011	36.00	0	0	2	0	0	0	0	0	1.0	4	4	4	3	1	0	0	0	0.571	1	0
2012	3.97	7	3	17	17	3	1	0	0	106.2	108	53	47	20	73	20	10	2	0.262	1	9
TOTAL	4.26	7	3	19	17	3	1	0	0	107.2	112	57	51	23	74	20	10	2	0.267	2	9

James Farris'
2012 Game-by-Game Stats


Date	Opponent	GS	IP	H	R	ER	BB	SO	2B	3B	HR	WP	BK	HBP	IBB	W	L	SV	
2/19	NORTH DAKOTA STATE	*	9.0	5	0	0	0	6	0	0	0	0	0	0	0	1	0	0	
2/25	AUBURN-2	*	3.1	7	5	5	2	0	1	1	0	0	1	0	0	1	1	0	
3/4	HARVARD	*	7.0	8	2	2	1	6	2	0	0	0	0	0	0	2	1	0	
3/11	EASTERN MICHIGAN	*	6.0	5	4	3	0	4	1	3	0	0	0	0	1	0	2	1	
3/17	WASHINGTON STATE-2	*	4.1	7	3	3	0	2	2	2	0	0	0	0	1	0	2	1	
3/25	Oregon State	*	7.2	6	5	4	2	6	2	0	1	0	0	0	0	3	1	0	
4/1	STANFORD	*	9.0	6	2	2	0	5	0	1	0	0	0	0	0	4	1	0	
4/7	Utah	*	4.0	8	7	5	0	6	2	1	0	0	0	0	1	0	4	1	
4/15	UCLA	*	4.2	6	3	3	2	2	1	0	0	1	0	0	0	4	2	0	
4/22	Washington	*	7.1	4	3	3	2	7	1	1	0	0	0	0	1	0	4	2	
4/29	EAST TENNESSEE STATE	*	6.0	10	5	5	0	5	3	1	0	0	0	0	0	5	2	0	
5/6	OREGON	*	7.2	4	2	1	2	6	1	0	0	0	1	0	0	5	3	0	
5/13	California	*	3.0	5	3	3	3	2	1	0	0	0	1	1	0	5	3	0	
5/20	USC	*	6.1	6	1	1	1	3	1	0	1	0	0	0	1	0	6	3	
5/27	ARIZONA STATE	*	4.2	7	4	4	2	2	1	0	0	0	0	0	2	0	6	3	
6/3	LOUISVILLE	*	9.0	12	3	2	1	7	1	0	0	0	0	0	0	7	3	0	
6/25	South Carolina	*	7.2	2	1	1	2	4	0	0	0	0	0	1	0	7	3	0	
TOTALS			GS	IP	H	R	ER	BB	SO	2B	3B	HR	WP	BK	HBP	IBB	W	L	SV
			17	106.2	108	53	47	20	73	20	10	2	1	3	9	0	7	3	0

James Farris'
2011 Game-by-Game Stats

Date	Opponent	GS	IP	H	R	ER	BB	SO	2B	3B	HR	WP	BK	HBP	IBB	W	L	SV
3/2	RICE		0	2	3	3	3	0	0	0	0	0	0	0	0	0	0	0
5/7	ALCORN STATE		1	2	1	1	0	1	0	0	0	1	0	0	0	0	0	0
TOTALS		GS	IP	H	R	ER	BB	SO	2B	3B	HR	WP	BK	HBP	IBB	W	L	SV
			0	1	4	4	3	1	0	0	0	1	0	0	0	0	0	0

JOHNNY FIELD

#1



Junior • 5-10 • 195
Bats/Throws: R/R
Las Vegas, Nev.
Bishop Gorman HS

OUTFIELDER

Honors/Awards

2013 Baseball America Preseason All-American (3rd team)
 2013 Louisville Slugger Preseason All-American (2nd team)
 2012 Tucson Regional Most Outstanding Player
 2012 Pac-12 All-Conference Team
 2012 Pac-12 Batting Champion
 2012 Pac-12 All-Academic (2nd team)
 Pac-12 Player of the Week (5/28/2012)
 Pac-12 Player of the Week (5/14/2012)
 2011 Louisville Slugger Freshman All-American

Arizona 2012: Named to the Pac-12 All-Conference team as an outfielder as well as the Pac-12 All-Academic second team ... Crowned the Pac-12 batting champion with a .385 average during regular season ... Twice named the Pac-12 Player of the Week ... Played in all 65 games during season, starting 61 in left field and the other four in centerfield ... Including postseason, led all Pac-12 players in average (.370), on base percentage (.476), runs scored (72) and walks (43). Finished tied for first with seven triples and ranked second with 95 hits, and led UA club with 10 outfield assists ... Batted a team-best .419 with 44 runs, 29 RBI and 22 extra base hits over final 37 games ... Hit safely in 27 of final 29 games ... Hit .326 with 13 runs scored, 13 RBI and six extra base hits in 10 postseason games ... Collected a hit in each of first four games at College World Series ... Collected two hits and scored twice in Game 1 of Championship Series against South Carolina (6/24) ... Scored a run with a hit in 10-3 win over Florida State to advance to championship series (6/21) ... Tallied a hit and a run scored in 4-0 win over UCLA in second game at CWS ... Drove in game-winning run with one-out double in top of 12th inning in 4-3 victory over Florida State in Game 1 of CWS (6/15) ... Collected a hit and a run scored in each game of Tucson Super Regional against St. John's (6/8-9) ... Named Most Outstanding Player at Tucson Region. Racked up eight base hits, including two doubles, two triples and a home run in the three regional games against Missouri (6/1) and Louisville (6/2-3). Scored eight runs and drove in nine runs, including four on his first career grand slam in regional-clinching win against Louisville (6/3) ... Named Pac-12 Player of the Week after batting 6-for-13 with a double and three runs scored in final regular season series against Arizona State (5/25-27). Walk-off RBI single in bottom of ninth inning of finale handed UA an 8-7 win that secured a share of Pac-12 championship ... Collected a hit in each game and scored three runs in series at USC (5/18-20) ... Walked twice and scored a pair of runs in 10-2 non-conference win at Arizona State (5/16) ... Earned Pac-12 Player of the Week honors after batting 7-for-12 with four runs scored and a home run in three-game sweep at California (5/11-13) ... Collected six hits, three RBI and two runs scored in three-game series against Oregon (5/4-6). Belted first home run of season 12- victory in second game ... Racked up 11 hits, including six for extra bases, while scoring seven runs and adding seven RBI as starting centerfield in all three games of sweep against East Tennessee State (4/27-29) ... Picked up a hit in each game, scored two runs and drove in four runs in three games at Washington (4/20-22) ... Registered three hits and two runs scored in three-game series against UCLA (4/13-15) ... Tallied eight base hits and walked three times while scoring five runs in three games at Utah (4/5-7) ... Went 2-for-5 with a run scored at Utah Valley (4/4) ... Scored three runs and walked three times in three-game sweep of Stanford (3/30-4/1) ... Collected two hits and scored four runs in series victory at Oregon State (3/23-25) ... Picked up a hit and a run scored in two mid-week contests against New Mexico State (3/20-21) ... Registered three base hits, scored twice and drove in two runs in three game series against Washington State (3/16-17) ... Hitless but walked twice and scored a run in two games at Rice (3/13-14) ... Hit 5-for-12 with two runs and five RBI in series sweep of Eastern Washington (3/9-11) ... Had a hit in each game and scored three runs with an RBI in two games against UC Davis (3/6-7) ... Tallied a pair of three-hit games and scored five runs with two RBI in three-game sweep of Harvard (3/2-4) ... Went 3-for-13 with two runs scored and three RBI in series win against Auburn (2/24-25) ... Drew a career-high four walks and went 1-for-1 at plated with a run scored and an RBI in victory over Utah Valley (2/21) ... Collected six hits, three runs scored, three RBI and three walks in three games against Utah Valley (2/17-19). Opened season with perfect 4-for-4 night with two doubles, a triple, a run scored and an RBI in 3-1 victory.

Arizona 2011: Named to the 2011 Louisville Slugger Freshmen All-American team ... Started 46 games and played in 52 of team's 60 games as a true freshman ... Started 34 games in left field and 12 as the designated hitter ... Made three starts but did not collect a base hit at the College Station Regional (6/3-8). Scored two runs and had one RBI in the five games ... Collected a base hit and two runs scored in two starts against Washington in final regular season series (5/27-28) ... Hitless in three at bats against Stanford (5/20) ... Combined to hit 5-for-14 with five RBI and a run scored and a triple in three game series at Washington State (5/14-16) ... Scored a run in each of three games against Alcorn State series (5/6-8) ... Hit safely in all three games of USC series (4/29-5/1) and scored five runs, drove in four runs and collected a single and double ... Went 1-for-4 with a double, run scored and an RBI against Arizona State (4/26) ... Began season long seven-game hitting streak in second game of Oregon series (4/21-23). Went 4-for-11 with two RBI in series, including both runs in 2-1 victory in second game of series. Seventh-inning home run proved to be game-winner in that game ... Tallied a base hit and a run scored in only start of UCLA series (4/17) ... Went 2-for-4 with a double, a triple, a run scored and an RBI in second of three-game series against California (4/10) ... Went 3-for-4 with a run scored and a double against Arizona State (4/5) ... Tallied a pair of base hits in first two games of series against Oregon State (4/1-3) ... Combined to hit 3-for-6 with two runs and two RBI in two games against New Mexico (3/29-30) ... Collected one base hit in two starts in three-game series at Arizona State (3/25-26) ... Turned in stellar three games at the plate against San Francisco (3/19-21). Combined to hit 7-for-11 with three runs scored and four RBI to go with at least one extra base hit in each contest ... Collected four hits, a run scored and an RBI in three games against Northern Colorado (3/11-13) ... Scored five runs in two games at UNLV (3/8-9) and launched a three-run homer in second game of series ... Tallied two base hits - both doubles - and two runs scored in three games against Utah Valley (3/4-6) ... Scored two runs and added an RBI in two game mid-week series against Rice (3/1-2) ... Picked up five hits, including three doubles, in three games at Long Beach State (2/25-27) ... Went 3-for-8 with four RBI and a run scored in two starts against North Dakota State series to open the season (2/19-18). Collected first career home run in second game of series (2/19) and first career double the next day.

High School: Graduated from Bishop Gorman High School in Las Vegas, Nev., in 2010 .. Earned four varsity letters for coach Chris Sheff ... Verbally committed to Arizona in September 2008 with two full years left in high school ... Won four state championships at school ... Finished with 209 career hits, third-most in state history ... As a senior, set state record with 78 runs batted in, while hitting .504 with 17 doubles, nine triples and 14 home runs ... Keyed remarkable comeback in 2010 state semifinal game with a pair of homers as team rallied from 22-10 deficit to win 24-22 ... Named ESPN Rise athlete of the week in May 2010 and later an All-American by the service ... Named a high school All-American by Collegiate Baseball ... Named second team All-American by Baseball America and MaxPreps ... As a junior, hit .518 with 17 doubles and 14 homers ... Scored 78 runs and drove in 67 runs ... Also starred as a wrestler, competing for his father, John Field, the school's wrestling coach ... Placed three times at the state meet and won the state championship at 171 pounds as a junior ... Named an honorable mention all-American wrestler as a senior ... Graduated with a 3.6 GPA.

Personal: Born in Las Vegas, Nev.... Son of John and Maureen Field ... Has one younger brother, Tommy, who is a freshman playing baseball at Illinois-Chicago ... Father was a safety on 1983 Southern Illinois football team that won Div. I-AA national title ... Father signed free agent contract with Tampa Bay Buccaneers and played one season with Toronto Argonauts of the Canadian Football League ... Is enrolled in the College of Letters, Arts and Science with a major in Sports and Society ... Rooms with teammates Brandon Dixon, David Lopez and Stephen Manthei ... Outside of baseball, enjoys working out, watching movies and hanging out with friend ... Future career aspirations include staying involved with baseball as a coach or in the front office with a professional team.

Johnny Field's Career Game Highs

Hits: 5, East Tennessee State, Apr 27, 2012
Doubles: 2, 6 times
Triples: 1, 12 times
Home runs: 1, 6 times
Total bases: 9, East Tennessee State, Apr 27, 2012
RBI: 7, at Louisville, Jun 03, 2012
Runs scored: 4, at Utah, Apr 5, 2012; at Louisville, Jun 03, 2012
Walks: 4, Utah Valley, Feb 21, 2012
Hit by pitch: 2, at Washington, Apr 21, 2012; at Washington, Apr 22, 2012
Struck out: 2, 9 times
Sac flies: 1, 6 times
Sac bunts: 1, 10 times
At bats: 6, East Tennessee State, Apr 27, 2012; at Lou., Jun 02, 2012; at Lou., Jun 03, 2012
Stolen bases: 3, Alcorn State, May 06, 2011
Caught stealing: 1, 10 times
Putouts: 6, at Louisville, Jun 02, 2012
Assists: 2, St. John's, Jun 08, 2012

Johnny Field's Career Statistics

Year	Avg	GP	GS	AB	R	H	2B	3B	HR	RBI	TB	SLG%	BB	HBP	SO	OB%	SB	ATT	A	E
2011	.297	52	46	175	35	52	15	5	3	32	86	.491	17	5	22	0.368	4	6	2	3
2012	.370	65	65	257	72	95	18	7	3	44	136	.529	43	11	28	0.476	11	19	10	2
TOTAL	.340	117	111	432	107	147	33	12	6	76	222	.514	60	16	50	0.434	15	25	12	5

Johnny Field's 2012 Game-by-Game Stats

Date	Opponent	GS	AB	R	H	RBI	2B	3B	HR	BB	SB	HBP	SAC	SF	K	PO	A	E
2/17	NORTH DAKOTA STATE	*	4	1	4	1	2	1	0	0	0	0	0	0	0	1	0	0
2/18	NORTH DAKOTA STATE	*	3	0	1	0	1	0	0	1	0	0	0	0	0	0	0	0
2/19	NORTH DAKOTA STATE	*	2	2	1	0	0	0	0	2	2	1	0	0	0	2	0	0
2/21	UTAH VALLEY	*	1	2	1	1	0	0	0	4	0	0	0	0	0	2	1	0
2/24	AUBURN	*	4	0	0	0	0	0	0	0	0	0	0	0	0	1	2	0
2/25	AUBURN-1	*	4	2	2	3	0	0	0	1	1	0	0	0	1	0	0	0
2/25	AUBURN-2	*	5	0	1	0	0	0	0	0	0	0	0	0	0	1	3	0
3/2	HARVARD	*	4	3	3	0	0	0	0	0	1	0	0	0	0	1	0	0
3/3	HARVARD	*	4	0	0	0	0	0	0	0	0	0	0	0	0	0	0	0
3/4	HARVARD	*	4	2	3	2	0	1	0	1	1	0	0	0	0	2	0	0
3/6	UC DAVIS	*	3	2	1	0	0	0	0	1	0	0	0	0	0	1	1	0
3/7	UC DAVIS	*	3	1	1	1	0	0	0	1	1	0	0	0	1	1	0	0
3/9	EASTERN MICHIGAN	*	4	1	2	1	0	0	0	0	1	0	0	0	1	1	0	0
3/10	EASTERN MICHIGAN	*	4	0	2	4	0	0	0	1	0	0	0	1	1	1	0	0
3/11	EASTERN MICHIGAN	*	4	1	1	0	0	0	0	0	0	0	1	0	1	1	0	0
3/13	Rice	*	4	0	0	0	0	0	0	0	0	0	0	0	0	0	1	1
3/14	Rice	*	3	1	0	0	0	0	0	2	0	0	0	0	0	1	3	0
3/16	WASHINGTON STATE	*	4	0	2	0	0	0	0	0	0	0	0	0	0	2	0	1
3/17	WASHINGTON STATE-1	*	3	1	0	0	0	0	0	1	0	1	0	0	0	2	1	0
3/17	WASHINGTON STATE-2	*	4	1	1	2	0	0	0	1	0	0	0	0	0	3	0	0
3/20	NEW MEXICO STATE	*	5	0	1	0	1	0	0	0	0	0	0	0	0	1	0	1
3/21	NEW MEXICO STATE	*	4	1	0	0	0	0	0	1	0	0	0	0	2	3	1	0
3/23	Oregon State	*	5	2	2	0	0	0	0	0	0	0	0	0	1	1	0	0
3/24	Oregon State	*	3	1	0	0	0	0	0	1	0	1	0	0	1	3	0	0
3/25	Oregon State	*	4	1	0	0	0	0	0	0	0	0	1	0	2	3	0	0
3/30	STANFORD	*	4	2	1	0	0	0	0	1	0	0	0	0	0	2	0	0
3/31	STANFORD	*	3	0	0	0	0	0	0	2	0	0	0	0	0	1	0	0
4/1	STANFORD	*	3	1	0	0	0	0	0	0	0	0	1	0	1	3	0	0
4/4	Utah Valley	*	5	1	2	0	0	0	0	0	0	0	0	0	1	2	0	0
4/5	Utah	*	5	4	4	0	2	0	0	1	0	0	0	0	1	0	0	0
4/6	Utah	*	4	0	3	0	0	0	0	1	2	0	0	0	0	1	0	0
4/7	Utah	*	4	1	1	0	0	0	0	1	0	0	0	0	0	0	0	0
4/13	UCLA	*	3	1	0	0	0	0	0	1	0	0	0	1	0	2	0	0
4/14	UCLA	*	5	1	2	0	0	0	0	0	0	0	0	0	1	3	0	0
4/15	UCLA	*	3	0	1	0	0	0	0	1	0	0	0	0	0	2	0	0
4/17	Arizona State	*	4	0	0	0	0	0	0	0	0	0	1	0	1	1	0	0
4/20	Washington	*	4	1	1	1	0	0	0	1	1	0	0	0	0	0	0	0
4/21	Washington	*	3	1	1	1	1	0	0	0	0	2	0	0	1	2	0	0
4/22	Washington	*	4	0	1	2	1	0	0	0	0	2	0	0	0	1	0	0
4/27	EAST TENNESSEE STATE	*	6	3	5	4	2	1	0	1	0	0	0	0	0	4	0	0
4/28	EAST TENNESSEE STATE	*	4	1	2	1	0	0	0	1	0	0	0	0	1	2	0	0
4/29	EAST TENNESSEE STATE	*	5	3	4	2	2	1	0	0	0	0	1	0	0	3	0	0
5/4	OREGON	*	4	0	2	0	0	1	0	0	0	0	0	0	0	3	0	0
5/5	OREGON	*	5	2	3	3	0	0	1	0	0	0	0	0	0	0	0	0
5/6	OREGON	*	3	0	1	0	0	0	0	1	0	0	0	0	0	2	0	0
5/11	California	*	3	0	1	0	1	0	0	1	0	0	0	0	2	0	1	0
5/12	California	*	4	1	2	0	0	0	0	1	0	0	0	0	0	5	0	0
5/13	California	*	5	3	4	1	1	0	1	0	0	0	0	0	0	3	1	0
5/16	Arizona State	*	2	2	0	0	0	0	0	2	0	1	1	0	0	3	0	0
5/18	USC	*	4	2	1	0	0	0	0	2	0	0	0	0	0	4	0	0
5/19	USC	*	3	0	2	0	0	0	0	2	0	0	0	0	0	0	0	0
5/20	USC	*	4	1	1	0	0	0	0	1	0	0	0	0	0	4	0	0
5/25	ARIZONA STATE	*	3	0	1	0	0	0	0	0	0	1	0	0	0	0	0	0
5/26	ARIZONA STATE	*	5	1	3	0	1	0	0	0	0	0	0	0	0	2	1	0
5/27	ARIZONA STATE	*	5	2	2	1	0	0	0	0	0	1	0	0	0	2	0	0
6/1	MISSOURI	*	3	2	1	1	0	1	0	1	1	1	0	0	0	5	0	0
6/2	LOUISVILLE	*	6	2	3	2	1	1	0	0	0	0	0	0	0	6	0	0
6/3	LOUISVILLE	*	6	4	4	7	1	0	1	0	0	0	0	0	1	0	0	0
6/8	ST. JOHN'S	*	5	0	1	1	0	0	0	0	0	0	0	0	0	1	2	0
6/9	ST. JOHN'S	*	4	0	1	1	0	0	0	0	0	0	1	1	0	0	0	0
6/15	Florida State	*	5	1	1	1	1	0	0	1	0	0	0	0	0	1	4	0
6/17	UCLA	*	4	1	1	0	0	0	0	0	0	0	0	0	2	3	0	0
6/21	Florida State	*	5	1	1	0	0	0	0	1	0	0	0	0	0	2	1	0
6/24	South Carolina	*	4	2	2	0	0	0	0	1	0	0	0	0	0	5	0	0
6/25	South Carolina	*	4	0	0	0	0	0	0	0	0	0	0	0	0	1	0	0
TOTALS		GS	AB	R	H	RBI	2B	3B	HR	BB	SB	HBP	SAC	SF	K	PO	A	E
		65	257	72	95	44	18	7	3	43	11	11	8	2	28	124	10	

Johnny Field's 2011 Game-by-Game Stats

Date	Opponent	GS	AB	R	H	RBI	2B	3B	HR	BB	SB	HBPS	SAC	SF	K	PO	A	E			
2/19	NORTH DAKOTA STATE	*	4	1	1	2	0	0	1	0	0	0	0	0	0	1	0	0			
2/20	NORTH DAKOTA STATE	*	4	0	2	2	1	0	0	0	0	0	0	0	0	1	0	1			
2/25	Long Beach State	*	3	0	2	1	2	0	0	0	0	1	0	0	1	1	0	0			
2/26	Long Beach State	*	4	1	2	0	1	0	0	0	0	0	0	0	0	1	0	0			
2/27	Long Beach State	*	4	0	1	1	0	0	0	0	0	0	0	0	0	3	0	0			
3/1	RICE	*	4	1	1	0	0	0	0	1	0	0	0	0	0	2	0	0			
3/2	RICE	*	3	1	0	1	0	0	0	1	0	0	0	1	0	2	1	0			
3/4	UTAH VALLEY	*	3	1	2	0	2	0	0	1	0	0	0	0	0	1	0	0			
3/5	UTAH VALLEY	*	2	1	0	0	0	0	0	2	0	0	0	0	0	0	3	0	0		
3/6	UTAH VALLEY	*	4	0	0	0	0	0	0	0	0	0	0	0	0	1	1	0	0		
3/8	UNLV	*	3	3	1	0	1	0	0	2	0	0	0	0	0	0	1	0	0		
3/9	UNLV	*	3	2	1	3	0	0	1	1	0	0	0	0	0	0	3	0	0		
3/11	NORTHERN COLORADO	*	5	1	1	0	0	0	0	0	0	0	0	0	0	0	0	0	0		
3/12	NORTHERN COLORADO	*	5	0	3	1	0	0	0	0	0	0	0	0	0	0	2	0	0		
3/13	NORTHERN COLORADO	*	4	0	0	0	0	0	0	0	0	0	0	0	0	0	0	0	0		
3/19	SAN FRANCISCO	*	4	1	2	1	1	0	0	1	0	0	0	0	0	1	1	0	0		
3/20	SAN FRANCISCO	*	4	1	3	2	0	1	0	0	0	0	0	0	0	0	2	0	0		
3/21	SAN FRANCISCO	*	4	1	2	1	1	0	0	0	0	0	0	0	0	0	1	0	0		
3/25	Arizona State	*	4	0	0	0	0	0	0	0	0	0	0	0	0	2	1	0	0		
3/26	Arizona State	*	4	0	1	0	0	0	0	0	0	0	0	0	0	2	1	0	0		
3/29	NEW MEXICO	*	3	1	2	0	0	0	0	1	0	0	0	0	0	0	1	0	0		
3/30	NEW MEXICO	*	3	1	1	2	0	0	0	0	0	0	1	0	0	0	0	0	0		
4/1	OREGON STATE	*	4	0	1	0	0	0	0	2	0	0	0	0	0	0	1	3	0	0	
4/2	OREGON STATE	*	4	0	1	0	0	0	0	0	0	0	0	0	0	0	1	2	0	1	
4/3	OREGON STATE		0	0	0	0	0	0	0	1	0	0	0	0	0	0	0	0	0	0	
4/5	ARIZONA STATE	*	4	1	3	0	1	0	0	1	0	0	0	0	0	0	1	0	0	0	
4/8	CALIFORNIA	*	4	0	0	0	0	0	0	0	0	0	0	0	0	0	1	2	1	0	
4/10	CALIFORNIA-1	*	4	1	2	1	1	1	0	0	0	0	0	0	0	0	0	2	0	0	
4/10	CALIFORNIA-2		1	0	0	0	0	0	0	0	0	0	0	0	0	0	0	1	0	1	
4/15	UCLA		0	0	0	0	0	0	0	0	0	0	0	0	0	0	0	0	0	0	
4/16	UCLA		1	0	0	0	0	0	0	0	0	0	0	0	0	0	0	1	0	0	
4/17	UCLA	*	3	0	1	1	0	0	0	0	0	0	0	0	1	0	2	0	0	0	
4/21	Oregon	*	3	0	0	0	0	0	0	0	0	0	0	0	0	2	4	0	0	0	
4/22	Oregon	*	4	2	2	1	1	0	1	0	0	0	0	0	0	0	0	0	0	0	
4/23	Oregon	*	4	0	2	2	1	0	0	0	0	0	0	0	0	1	1	0	0	0	
4/26	ARIZONA STATE	*	4	1	1	1	1	0	0	0	0	0	0	0	0	1	2	0	0	0	
4/29	USC	*	5	0	1	1	0	0	0	0	0	0	0	0	0	2	1	0	0	0	
4/30	USC	*	4	3	2	3	1	0	0	0	0	1	0	0	0	0	0	0	0	0	
5/1	USC	*	3	2	1	0	0	1	0	2	0	0	0	0	0	0	0	1	0	0	
5/6	ALCORN STATE	*	5	1	1	0	0	0	0	0	3	0	0	0	0	0	0	0	0	0	
5/7	ALCORN STATE	*	1	1	0	0	0	0	0	1	0	1	0	0	0	0	0	0	0	0	
5/8	ALCORN STATE	*	4	1	0	1	0	0	0	0	0	0	0	0	0	0	0	0	0	0	
5/14	Washington State	*	5	0	2	0	0	0	0	0	0	0	0	0	0	0	0	0	0	0	
5/15	Washington State	*	5	1	2	1	0	0	0	0	0	0	0	0	0	0	0	0	0	0	
5/16	Washington State	*	4	0	1	2	0	1	0	0	0	0	0	0	1	1	0	0	0	0	
5/20	Stanford	*	3	0	0	0	0	0	0	0	0	0	1	0	2	0	0	0	0	0	
5/27	WASHINGTON	*	3	2	1	0	0	1	0	0	0	1	0	0	1	0	0	0	0	0	
5/28	WASHINGTON	*	3	0	0	0	0	0	0	0	0	0	0	0	0	1	0	0	0	0	
6/3	Seton Hall		1	0	0	0	0	0	0	0	0	0	0	0	0	0	0	0	0	0	
6/4	Wright State	*	4	1	0	1	0	0	0	0	0	0	0	0	1	1	0	0	0	0	
6/5	Seton Hall	*	3	1	0	0	0	0	0	0	1	1	0	0	0	0	0	0	0	0	
6/7	Texas A&M		1	0	0	0	0	0	0	0	0	0	0	0	0	0	0	0	0	0	
TOTALS			GS	AB	R	H	RBI	2B	3B	HR	BB	SB	HBPS	SAC	SF	K	PO	A	E		
			46	175	35	52	32	15	5	3	17	4	5	2	4	22	52	2	3		

TRENT GILBERT

#4



Sophomore • 6-1 • 180

Bats/Throws: L/R

Torrance, Calif.

Torrance HS

INFIELDER

Arizona 2012: Started 64 of the team's 65 games at second base ... Finished season with a .272 batting average, 34 runs scored and 42 runs batted in ... Set a UA freshman record and tied for third overall in program history with 12 sacrifice bunts on season ... Collected 13 multi-RBI games on season to go with 17 multi-hit games ... Had a season-high eight-game hitting streak from April 5-20 and reached base safely in 14-straight games from Feb. 21-March 14 ... Strong end to season with a .303 average, seven runs scored and nine runs batted in over course of 10 postseason games ... Did not commit an error and registered 16 assists in five games at the College World Series (6/15-25) ... Went 2-for-4 and drove in three of team's four runs in second championship game against South Carolina to win national championship (6/25). Run-scoring groundout put UA on top in third inning, before two-out, two-run single in top of ninth provided key insurance runs. Also snared a line drive up the middle with the bases loaded in bottom of the ninth to preserve 4-1 win ... Scored a run and had a sacrifice in first championship game against Gamecocks (6/24) ... Went 1-for-5 with a pair of RBI against Florida State to advance to championship series (6/21) ... Hitless in two official at-bats but had a sacrifice in win over UCLA (6/17) ... Drew a walk and had a sacrifice against Florida State in opening game of College World Series (6/15) ... Drew three walks in Tucson Super Regional championship victory over St. John's (6/9) ... Went 2-for-4 with two runs scored and two key RBI to highlight UA comeback over St. John's in Tucson Super Regional opener (6/8). Run-scoring triple in bottom of sixth helped UA overcome five-run deficit. Later delivered walk-off single in bottom of 10th inning ... Went 5-for-10 with four runs scored and a pair of RBI in Tucson Regional sweep of Missouri (6/1) and Louisville (6/2-3) ... Collected four hits, one run and a pair of RBI in three game series victory over Arizona State to close regular season (5/25-27) ... Had two hits, a run scored and an RBI in three-game set at USC (5/18-20) ... Went 1-for-5 with a pair of RBI in victory at Arizona State (5/16) ... Reached base eight times (four walks, two hits and two HBP), scored two runs and stole two bases over three games at California (5/11-13) ... Batted 3-for-11 with a run scored and two RBI in three games against Oregon (5/4-6) ... Went 3-for-9 with a run and two RBI in two starts against East Tennessee State (4/27-28). Missed only start of season in third game (4/29) ... Collected three hits in 14 at bats with two runs scored and an RBI in three games at Washington (4/20-22) ... Went 2-for-4 with a run and an RBI at Arizona State (4/17) ... Picked up a hit in each of three games against UCLA with one run scored and a pair of RBI (4/13-15) ... Batted 4-for-12 with two runs scored and a pair of RBI in three games at Utah (4/5-7) ... Hitless in three at bats but did have a sacrifice at Utah Valley (4/4) ... Went 1-for-3 in each of three games to go with a run scored and two RBI in sweep of then-No. 2 Stanford (3/30-4/1) ... Combined 2-for-10 in series at Oregon State (3/23-25), but had a pair of hits, including a double, a walk and an RBI in second game victory ... Went 1-for-6 with a run scored over two mid-week games against New Mexico State (3/20-21) ... Batted 2-for-11 with a double, a run scored and two RBI in three games against Washington State (3/16-17) ... Tallied a base hit in each of two games at Rice (3/13-14), and had a run and RBI in second game ... Batted 4-for-12 in three-game sweep of Eastern Michigan (3/9-11), highlighted by first career three hit game that included a double and four runs scored in second game ... Had three hits and four RBI in two mid-week games against UC Davis (3/6-7) ... Combined to hit 5-for-11, including first career triples, with two runs and five RBI over three-game sweep of Harvard (3/2-4) ... Batted 2-for-11 with three runs scored and a pair of RBI in three games against Auburn (2/24-25) ... Went 2-for-6 with a run scored in mid-week tilt against Utah Valley (2/21) ... Opened season with three starts at second base against North Dakota State (2/17-19) and registered first career base hit in second game.

2011 Draft: Selected by the Florida Marlins with the 1,213th overall pick in the 40th round of the 2011 MLB First-Year Player Draft.

High School: Starred as a left-hand hitting shortstop at Torrance High School, the same school that produced long time major league catcher Jason Kendall ... Earned three varsity letters under coach Ollie Turner ... Led school to a 27-6 record in senior year ... Hit .447 with 39 runs scored and 47 RBI ... Slugged .816 with 13 doubles, seven triples and five home runs to go with nine stolen bases ... Team MVP for second straight year ... Named to the All-CIF Southern Section team by the CIF-SS Baseball Coaches' Association ... Named a Co-MVP of the Pioneer League ... An all-state honoree by Max Preps ... A first team All-Southern California selection by the Los Angeles Times ... Set school records as a junior with 58 hits and 17 doubles ... Hit .527 with 45 RBI as a junior ... Named team's most valuable player ... A second team All-CIF Southern Section honoree ... A first team All-Pioneer League selection.

Personal: Born in 1993 in Torrance, Calif., ... Graduated from Torrance High School in Torrance, Calif., in 2011 ... Son of Bob and Karen Gilbert ... Has two siblings, including older brother Miles and younger sister Hannah, a freshman gymnast at San Jose State ... Is enrolled in the Eller College of Management as a pre-business major ... Earned recognition on school's honor roll all four years of high school ... Chose to attend Arizona for academics and opportunity to play baseball ... Hobbies include racquetball, bowling and video games ... Rooms with teammates Tyler Parmenter, Xavier Borde, Mathew Troupe and Sam Parris.

Trent Gilbert's Career Game Highs

Hits: 3, Missouri, Jun 01, 2012; Eastern Michigan, Mar 10, 2012; Arizona State, May 26, 2012

Doubles: 1, 7 times

Triples: 1, St. John's, Jun 08, 2012; Harvard, Mar 4, 2012

Total bases: 4, 4 times

RBI: 3, vs South Carolina, Jun 25, 2012; Harvard, Mar 2, 2012

Runs scored: 4, Eastern Michigan, Mar 10, 2012

Walks: 3, at St. John's, Jun 09, 2012; at California, May 11, 2012

Hit by pitch: 2, New Mexico State, Mar 21, 2012

Struck out: 2, 5 times

Sac flies: 1, at Utah, Apr 5, 2012; Washington State, Mar 17, 2012; UC Davis, Mar 7, 2012

Sac bunts: 2, at Louisville, Jun 03, 2012

At bats: 6, Utah Valley, Feb 21, 2012

Stolen bases: 1, 4 times

Caught stealing: 1, Eastern Michigan, Mar 9, 2012

Field chances: 10, at St. John's, Jun 09, 2012; Arizona State, May 25, 2012

Putouts: 5, at Washington, Apr 20, 2012

Assists: 9, Arizona State, May 25, 2012

Trent Gilbert's Career Statistics


Year	Avg	GP	GS	AB	R	H	2B	3B	HR	RBI	TB	SLG%	BB	HBP	SO	OB%	SB	ATT	A	E
2012	.272	64	64	235	34	64	7	2	0	42	75	0.319	20	5	42	0.337	4	5	197	14
TOTAL	.272	64	64	235	34	64	7	2	0	42	75	0.319	20	5	42	0.337	4	5	197	14

Trent Gilbert's
2012 Game-by-Game Stats

Date	Opponent	GS	AB	R	H	RBI	2B	3B	HR	BB	SB	HBP	SAC	SF	K	PO	A	E	
2/17	NORTH DAKOTA STATE	*	4	0	0	0	0	0	0	0	0	0	0	0	0	2	7	0	
2/18	NORTH DAKOTA STATE	*	4	0	1	0	0	0	0	0	0	0	0	0	0	0	1	0	
2/19	NORTH DAKOTA STATE	*	4	0	0	0	0	0	0	0	0	0	0	1	0	1	0	4	
2/21	UTAH VALLEY	*	6	1	2	0	0	0	0	0	0	0	0	0	0	1	1	5	
2/24	AUBURN	*	3	2	1	0	0	0	0	1	1	0	0	0	0	0	0	4	
2/25	AUBURN-1	*	5	1	1	2	0	0	0	0	0	0	0	0	0	1	2	3	
2/25	AUBURN-2	*	3	0	0	0	0	0	0	1	0	0	0	0	0	1	4	1	
3/2	HARVARD	*	4	1	2	3	0	0	0	0	1	0	0	0	1	0	2	0	
3/3	HARVARD	*	4	0	1	0	0	0	0	0	0	0	0	0	0	1	1	0	
3/4	HARVARD	*	3	1	2	2	0	1	0	0	0	0	0	0	0	0	1	2	
3/6	UC DAVIS	*	4	0	2	2	1	0	0	0	0	0	0	0	0	0	1	6	
3/7	UC DAVIS	*	3	0	1	2	0	0	0	0	0	0	0	0	1	0	3	1	
3/9	EASTERN MICHIGAN	*	4	0	1	1	0	0	0	0	0	0	0	0	0	0	2	0	
3/10	EASTERN MICHIGAN	*	4	4	3	0	1	0	0	1	0	0	0	0	0	0	1	6	
3/11	EASTERN MICHIGAN	*	4	0	0	0	0	0	0	1	0	0	0	0	0	0	0	2	
3/13	Rice	*	4	0	1	0	0	0	0	0	0	0	0	0	0	1	4	2	
3/14	Rice	*	3	1	1	1	0	0	0	0	0	0	1	1	0	1	0	3	
3/16	WASHINGTON STATE	*	4	0	0	0	0	0	0	0	0	0	0	0	0	0	2	3	
3/17	WASHINGTON STATE-1	*	4	1	1	1	1	0	0	0	0	0	0	0	1	1	1	3	
3/17	WASHINGTON STATE-2	*	3	0	1	1	0	0	0	0	0	0	0	0	1	1	0	6	
3/20	NEW MEXICO STATE	*	4	0	1	0	0	0	0	0	0	0	0	0	0	1	1	4	
3/21	NEW MEXICO STATE	*	2	1	0	0	0	0	0	0	0	0	2	0	0	0	1	1	
3/23	Oregon State	*	4	0	0	0	0	0	0	0	0	0	0	0	0	2	2	3	
3/24	Oregon State	*	3	0	2	1	1	0	0	1	0	0	0	0	0	1	2	3	
3/25	Oregon State	*	3	0	0	1	0	0	0	1	0	0	0	0	0	2	1	0	
3/30	STANFORD	*	3	0	1	1	1	0	0	0	0	0	0	1	0	1	1	2	
3/31	STANFORD	*	3	1	1	0	0	0	0	0	0	0	0	1	0	1	2	1	
4/1	STANFORD	*	3	0	1	2	0	0	0	1	0	0	0	0	0	0	2	1	
4/4	Utah Valley	*	3	0	0	0	0	0	0	0	0	0	0	0	1	0	0	1	
4/5	Utah	*	4	1	1	1	0	0	0	0	0	0	0	0	1	1	1	3	
4/6	Utah	*	4	1	2	1	1	0	0	0	0	0	0	0	0	0	2	2	
4/7	Utah	*	4	0	1	0	0	0	0	1	0	0	0	0	0	1	1	2	
4/13	UCLA	*	4	1	1	0	0	0	0	0	0	0	0	0	0	0	1	3	
4/14	UCLA	*	3	0	1	1	0	0	0	1	0	0	0	0	0	0	3	1	
4/15	UCLA	*	4	0	1	1	0	0	0	0	0	0	0	0	0	0	1	0	
4/17	Arizona State	*	4	1	2	1	0	0	0	0	0	0	0	0	0	0	1	2	
4/20	Washington	*	5	1	1	1	0	0	0	0	0	0	0	0	0	1	5	4	
4/21	Washington	*	4	0	0	0	0	0	0	0	0	0	0	0	0	2	2	4	
4/22	Washington	*	5	1	2	0	0	0	0	1	0	0	0	0	0	1	0	1	
4/27	EAST TENNESSEE STATE	*	5	1	2	0	0	0	0	0	0	0	0	0	0	0	0	1	
4/28	EAST TENNESSEE STATE	*	4	1	1	0	0	0	0	0	0	0	0	0	0	1	3	2	
5/4	OREGON	*	3	0	1	0	0	0	0	0	0	0	0	0	0	1	4	3	
5/5	OREGON	*	5	1	2	2	0	0	0	0	0	0	0	0	0	1	2	6	
5/6	OREGON	*	3	0	0	0	0	0	0	0	0	0	0	0	0	1	0	4	
5/11	California	*	1	2	0	0	0	0	0	3	0	0	0	0	0	1	1	2	
5/12	California	*	3	0	2	0	0	0	0	0	1	1	0	0	0	1	0	2	
5/13	California	*	2	0	0	0	0	0	0	1	1	1	0	0	0	0	1	5	
5/16	Arizona State	*	5	0	1	2	0	0	0	0	0	0	0	0	0	1	1	0	
5/18	USC	*	5	0	1	0	0	0	0	0	0	0	0	0	0	2	2	3	
5/19	USC	*	4	1	1	1	0	0	0	0	0	0	0	0	0	1	2	3	
5/20	USC	*	4	0	0	0	0	0	0	0	0	0	0	0	0	1	0	5	
5/25	ARIZONA STATE	*	3	0	0	0	0	0	0	0	0	0	0	0	0	1	1	9	
5/26	ARIZONA STATE	*	4	1	3	2	0	0	0	0	0	0	0	0	0	0	0	1	
5/27	ARIZONA STATE	*	5	0	1	0	0	0	0	0	0	0	0	0	0	2	2	1	
6/1	MISSOURI	*	4	1	3	2	1	0	0	0	0	0	0	1	0	0	4	4	
6/2	LOUISVILLE	*	4	1	2	0	0	0	0	0	0	0	0	1	0	0	1	5	
6/3	LOUISVILLE	*	2	2	0	0	0	0	0	1	0	0	2	0	1	1	4	1	
6/8	ST. JOHN'S	*	4	2	2	2	0	1	0	1	0	0	0	0	0	0	2	7	
6/9	ST. JOHN'S	*	2	0	0	0	0	0	0	3	0	0	0	0	0	3	5	2	
6/15	Florida State	*	3	0	0	0	0	0	0	1	0	0	1	0	1	0	3	0	
6/17	UCLA	*	2	0	0	0	0	0	0	0	0	0	0	1	0	0	2	5	
6/21	Florida State	*	5	0	1	2	0	0	0	0	0	0	0	0	0	0	3	1	
6/24	South Carolina	*	3	1	0	0	0	0	0	0	0	0	0	1	0	1	1	3	
6/25	South Carolina	*	4	0	2	3	0	0	0	0	0	0	0	0	0	0	1	4	
TOTALS			GS	AB	R	H	RBI	2B	3B	HR	BB	SB	HBP	SAC	SF	K	PO	A	E
			64	235	34	64	42	7	2	0	20	4	5	12	4	42	90	197	14

TYLER HALE

#10



Senior • 5-10 • 170

Bats/Throws: R/R

Abilene, Texas

Abilene HS

PITCHER

Arizona 2012: One of the top right-handed arms out of the bullpen and a spot starter ... Made 12 appearances with two starts, earning a 2-0 record ... Struck out 23 batters in 20.0 innings, allowing nine earned runs for a 4.05 earned run average ... Pitched a scoreless 1.0 inning with a pair of strikeouts in relief against Arizona State (5/27). Tossed 1.2 innings with one run allowed and three strikeouts a day earlier against the Sun Devils (5/26) ... Did not allow a run and struck out one in 1.0 innings at USC (5/19) ... Picked up second victory of season in relief at California (5/13). Gave up a run on no hits but four walks in 2.0 innings ... Allowed one run in 0.1 innings at Arizona State (4/17) ... Pitched a scoreless inning with two punch-outs to earn first victory of season at Utah (4/7) ... Scattered on hit and one walk to go with a strikeout in a scoreless inning of relief at Utah Valley (4/4) ... Made second start of year and matched career-best with seven strikeouts in 5.0 innings of work in a no-decision against New Mexico State (3/20). Gave up three runs – two earned – while scattering six hits and three walks ... Registered three strikeouts and did not allow a run on one hit and a pair of walks in 3.0 innings of relief at Rice (3/13) ... Pitched a scoreless inning against Eastern Michigan (3/11) ... Tossed a scoreless 0.2 innings with a walk and a strikeout against UC Davis (3/7) ... Made first start of season in mid-week tilt against Utah Valley (2/21). Allowed four runs on seven hits with two walks and two strikeouts over 2.1 innings in a no-decision effort.

Arizona 2011: Pitched in 14 games and made 11 starts ... Began season as team's No. 3 starter behind Kurt Heyer and Kyle Simon ... Earned start in first championship game of College Station Regional against Texas A&M (6/5). Was struck with a line drive on his throwing arm (fractured bone) and forced from the game in the third inning. Surrendered two runs – one earned – on four hits before leaving game, which UA went on to win ... Pitched a scoreless inning out of bullpen with one hit and two walks allowed against Seton Hall at College Station Regional (6/3) ... Pitched 1.1 scoreless innings with two strikeouts out of bullpen in victory over Washington (5/29) ... Suffered loss after giving up four runs on three hits in 1.2 innings in start at Oregon (4/23) ... No decision at UCLA (4/17) after giving up three runs – two earned – in 5.2 innings. Gave up seven hits and four walks, but struck out six ... Suffered loss in second game of double header against California (4/10). Gave up seven runs – six earned – on eight hits with three strikeouts and two walks in 4.2 innings ... Gave up seven runs on 10 hits in 2.2 innings in loss to Oregon State (4/3) ... Suffered first loss of season at Arizona State (3/27). Gave up three runs on five hits with four strikeouts and three walks ... Improved to 3-0 on the season in 5.2 innings of work against San Francisco (3/21). Struck out two and scattered seven hits in 5.2 innings of work ... Did not factor into decision despite giving up just one run on three hits in five innings of work against Northern Colorado (3/13). Registered six strikeouts and four walks ... Strong outing with 6.2 innings of work but did not factor into decision against Utah Valley (3/2). Allowed three runs on three hits with three strikeouts and three walks ... Picked up second win as a starter with season-high 7.0 shutout innings at Long Beach State (2/27). Scattered four hits, walked two and struck out five ... Earned first victory of season in 6.0 innings of work against North Dakota State (2/20). Struck-out a career-high seven hitters, issued just two walks and surrendered one run on four hits.

Arizona 2010: Appeared in 25 games, fourth-most on the staff, and made one start ... Limited opposing hitters to a .238 average, second-best on club ... Turned in best pitching performance of season in only start of the year against Baylor at the Fort Worth Regional (6/6). Picked up a no decision despite pitching 7.0 innings in which he allowed just two runs while striking out career-high seven batters ... Walked two batters and did not record an out while being charged with an earned run against Arizona State (5/15) ... Allowed two runs but struck out for batters in 3.0 innings of relief against Cal State Bakersfield (5/9) ... gave up four runs on two hits and two walks in 0.1 innings against Arizona State in non-conference game (5/4) ... Allowed two runs in 2.2 combined innings at USC in two appearances (4/30 and 5/2) ... Racked up three strikeouts in solid 2.2 innings of relief against UCLA (4/24) ... Struck out one, walked one and allowed one run in 0.2 innings against Washington State (4/18) ... Allowed three runs in 1.2 innings pitched at Washington (4/10) ... Surrendered just on earned run in 2.1 combined innings in two appearances at California (4/1 and 4/3) ... Pitched 1.0 scoreless innings of relief against Oregon (3/26) ... Yielded one hit and did not surrender a run in 2.0 combined innings of work in two mid-week games against New Mexico (3/23-24) ... Earned first career victory with 1.1 innings of scoreless relief against Sacramento State (3/20) ... Allowed one earned run in 1.0 pitched against Wichita State (3/16) and followed up performance with a scoreless inning of work and three strikeouts the next night against Shockers ... Picked up first career save in 7-6 victory over Northern Colorado (3/13). Allowed one run on two hits and two strikeouts in 1.0 inning. Tallied two strikeouts in a scoreless inning next day ... Allowed a run on a hit and two walks against Saint Joseph's (3/10) ... Struck out three in 3.0 innings pitched in 8-7 win over Cal State Fullerton (3/5) ... Gave up four combined runs in 3.1 innings pitched over two games against UNLV (3/2-3). Charged with first career loss in first game against Rebels as he allowed two earned runs in 1.0 innings pitched ... Turned in 3.0 innings of work and allowed two runs with three strikeouts against Long Beach State (2/27) ... Made collegiate debut against Utah Valley (2/19), collecting three strikeouts and scattering two hits in 2.0 scoreless innings.

High School: Graduated from Abilene High School in Abilene, Texas, in 2009 ... Earned varsity letters under head coach Scottie Sanchez ... Named to the Rawlings All-State team as a senior ... Threw three no-hitters as a senior ... Named district MVP as a junior and was on the all-district team as a sophomore and senior ... Also starred on the football field earning recognition on the all-district teams as a junior and senior ... Member of the National Honor Society.

Personal: Born in Dallas, Texas ... Son of Bill and D.D. Hale ... Older brother, Chris, played baseball at Abilene Christian University ... Has one sister, Tori, a sophomore and member of the soccer team at Texas State ... Is enrolled in the College of Social and Behavioral Sciences with a major in regional development and a minor in general business administration ... Future career aspirations include being a city planner and preserving the natural environment ... Outside of baseball, enjoys bass fishing and golf ... Favorite professional sports teams include the Texas Rangers, Dallas Mavericks and Dallas Cowboys ... Rooms with teammates Vincent Littleman and Auguey Bill.

Tyler Hale's Career Game Highs

Innings pitched: 7.0, at Long Beach State, Feb 27, 2011 ; vs Baylor, Jun 06, 2010

Walks allowed: 5, vs Baylor, Jun 06, 2010

Strikeouts: 7, North Dakota State, Feb 20, 2011 ; vs Baylor, Jun 06, 2010 ; New Mexico State, Mar 20, 2012

Batters faced: 31, vs Baylor, Jun 06, 2010

Field chances: 3, Northern Colorado, Mar 13, 2011

Putouts: 2, at UCLA, Apr 17, 2011 ; vs Baylor, Jun 06, 2010

Assists: 3, Northern Colorado, Mar 13, 2011

Runners CS: 2, 4 times

Tyler Hale's Career Statistics

Year	ERA	W	L	App	GS	CG	SHO	CBO	SV	IP	H	R	ER	BB	SO	2B	3B	HR	B/Avg	WP	HBP
2010	5.71	1	1	25	1	0	0	1	1	41.0	38	28	26	31	41	8	2	2	0.238	6	5
2011	5.01	3	4	14	11	0	0	0	0	55.2	63	34	31	33	42	10	1	3	0.297	8	3
2012	4.05	2	0	12	2	0	0	0	0	20.0	19	10	9	16	23	6	0	0	0.26	6	1
TOTAL	5.09	6	5	51	14	0	0	1	1	116.2	120	72	66	80	106	24	3	5	0.27	20	9

**Tyler Hale's
2012 Game-by-Game Stats**

Date	Opponent	GS	IP	H	R	ER	BB	SO	2B	3B	HR	WP	BK	HBP	IBB	W	L	SV	
2/21	UTAH VALLEY	*	2.1	7	4	4	2	2	2	0	0	2	0	0	0	0	0	0	
3/7	UC DAVIS		0.2	2	0	0	1	1	0	0	0	0	0	0	0	0	0	0	
3/11	EASTERN MICHIGAN		1.0	0	0	0	1	0	0	0	0	0	0	0	0	0	0	0	
3/13	Rice		3.0	1	0	0	2	3	0	0	0	0	0	0	0	0	0	0	
3/20	NEW MEXICO STATE	*	5.0	6	3	2	3	7	2	0	0	0	0	0	0	0	0	0	
4/4	Utah Valley		1.0	1	0	0	1	1	0	0	0	0	0	1	0	0	0	0	
4/7	Utah		1.0	1	0	0	1	2	1	0	0	2	0	0	0	1	0	0	
4/17	Arizona State		0.1	0	1	1	0	0	0	0	0	0	0	1	0	1	0	0	
5/13	California		2.0	0	1	1	4	1	0	0	0	1	0	0	0	2	0	0	
5/19	USC		1.0	0	0	0	0	1	0	0	0	0	0	0	0	2	0	0	
5/26	ARIZONA STATE		1.2	1	1	1	0	3	1	0	0	1	0	0	0	2	0	0	
5/27	ARIZONA STATE		1.0	0	0	0	1	2	0	0	0	0	0	0	0	2	0	0	
TOTALS			GS	IP	H	R	ER	BB	SO	2B	3B	HR	WP	BK	HBP	IBB	W	L	SV
			2	20.0	19	10	9	16	23	6	0	0	6	1	1	0	2	0	0

**Tyler Hale's
2011 Game-by-Game Stats**

Date	Opponent	GS	IP	H	R	ER	BB	SO	2B	3B	HR	WP	BK	HBP	IBB	W	L	SV	
2/20	NORTH DAKOTA STATE	*	6	4	1	1	2	7	0	0	0	0	0	0	0	1	0	0	
2/27	Long Beach State	*	7	4	0	0	2	5	0	0	0	0	0	0	0	2	0	0	
3/6	UTAH VALLEY	*	6.2	6	3	3	3	3	1	0	0	1	1	0	0	2	0	0	
3/13	NORTHERN COLORADO	*	5	3	1	1	4	6	1	0	0	0	0	2	0	2	0	0	
3/21	SAN FRANCISCO	*	5.2	7	3	3	4	2	1	0	1	0	0	0	0	3	0	0	
3/27	Arizona State	*	6.1	5	3	3	3	4	0	0	1	2	0	1	0	3	1	0	
4/3	OREGON STATE	*	2.2	10	7	7	1	2	3	0	0	0	0	0	0	3	2	0	
4/10	CALIFORNIA-2	*	4.2	8	7	6	2	3	1	1	1	0	0	0	0	3	3	0	
4/17	UCLA	*	5.2	7	3	2	4	6	1	0	0	2	1	0	0	3	3	0	
4/23	Oregon	*	1.2	3	4	4	3	1	0	0	0	3	0	0	0	3	4	0	
5/14	Washington State		0	0	0	0	1	0	0	0	0	0	0	0	0	3	4	0	
5/29	WASHINGTON		1.1	1	0	0	1	2	0	0	0	0	0	0	0	3	4	0	
6/3	Seton Hall		1	1	0	0	2	0	0	0	0	0	0	0	0	3	4	0	
6/5	Texas A&M	*	2	4	2	1	1	1	2	0	0	0	0	0	0	3	4	0	
TOTALS			GS	IP	H	R	ER	BB	SO	2B	3B	HR	WP	BK	HBP	IBB	W	L	SV
			11	55.2	63	34	31	33	42	10	1	3	8	2	3	0	3	4	0

**Tyler Hale's
2010 Game-by-Game Stats**

Date	Opponent	GS	IP	H	R	ER	BB	SO	2B	3B	HR	WP	BK	HBP	IBB	W	L	SV
2/19	UTAH VALLEY		2	2	0	0	1	3	0	0	0	0	0	0	0	0	0	0
2/27	LONG BEACH STATE		3	3	2	2	2	3	0	0	0	1	0	0	0	0	0	0
3/2	UNLV		1	0	2	2	1	2	0	0	0	0	0	0	1	0	0	1
3/3	UNLV		2.1	2	2	2	0	0	0	0	1	0	0	0	1	0	0	1
3/5	CAL STATE FULLERTON		3	2	1	1	2	3	1	0	1	0	0	0	0	1	0	1
3/10	SAINT JOSEPH'S-2		1	1	1	1	2	1	0	0	0	0	0	0	0	0	1	0
3/13	NORTHERN COLORADO		1	2	1	1	0	2	0	0	0	1	0	0	0	0	1	1
3/14	NORTHERN COLORADO		1	0	0	0	0	2	0	0	0	0	0	0	0	0	1	1
3/16	WICHITA STATE		1	1	1	1	1	0	0	0	0	1	0	0	0	0	1	1
3/17	WICHITA STATE		1	0	0	0	0	3	0	0	0	0	0	0	0	0	0	1
3/20	SACRAMENTO STATE		1.1	1	0	0	2	1	1	0	0	0	0	0	0	0	1	1
3/23	NEW MEXICO		1	1	0	0	2	0	0	0	0	0	0	0	0	0	1	1
3/24	NEW MEXICO		1	0	0	0	0	1	0	0	0	0	0	0	0	0	1	1
3/26	OREGON		1	0	0	0	3	1	0	0	0	1	0	0	0	0	1	1
4/1	California		0.1	2	1	1	0	0	0	1	0	0	0	0	0	0	1	1
4/3	California-1		2	3	2	0	1	1	1	0	0	0	0	0	0	1	0	1
4/10	Washington		1.2	2	3	3	1	2	2	0	0	0	0	0	1	0	1	1
4/18	WASHINGTON STATE		0.2	0	1	1	1	1	0	0	0	0	0	0	0	0	1	1
4/24	UCLA		2.2	1	0	0	2	3	0	0	0	0	0	0	1	0	1	1
4/30	USC		0.2	1	0	0	0	1	0	0	0	0	0	0	0	0	1	1
5/2	USC		2	4	2	2	1	0	1	0	0	0	0	0	0	0	1	1
5/4	Arizona State		0.1	2	4	4	2	0	1	0	0	1	0	0	0	0	1	1
5/9	CSU BAKERSFIELD		3	4	2	2	0	4	1	1	0	0	0	0	0	0	1	1
5/15	ARIZONA STATE		0	1	1	1	2	0	0	0	0	0	0	0	0	0	1	1
6/6	Baylor	*	7	3	2	2	5	7	0	0	0	1	0	0	0	0	1	1
TOTALS		GS	IP	H	R	ER	BB	SO	2B	3B	HR	WP	BK	HBP	IBB	W	L	SV
		1	41	38	28	26	31	41	8	2	2	6	0	5	1	1	1	1

VINCENT LITTLEMAN

#14



Senior • 6-0 • 180
Bats/Throws: L/L
LeChee, Ariz.
Page HS

PITCHER

Honors/Awards

2012 Pac-12 All-Academic (Honorable Mention)
2011 Pac-10 All-Academic (Honorable Mention)
2010 UA Freshman Student-Athlete of the Year

Arizona 2012: One of primary left-handed arms out of bullpen and spot starter ... Appeared in nine games and made two mid-week starts ... Allowed nine runs – six earned – on nine hits in 4.2 innings of relief against UCLA (4/2). Struck out three and did not factor into decision ... Gave up a run on one hit with a strikeout in 0.2 innings out of bullpen at Utah Valley (4/4) ... Pitched 1.2 innings of relief against New Mexico State (3/21), giving up a one on two hits with three walks and a pair of punch-outs. Tossed 1.1 innings with one run allowed and a strikeout a day earlier against Aggies (3/20) ... Charged with two runs allowed on three hits and two walks to go with three strikeouts in relief against Washington State (3/16) ... Pitched 2.0 innings in second start of season at Rice (3/14). Gave up three runs – two earned – on three hits and a walk to go with three strikeouts ... Turned in 6.1 strong innings in first start of season against UC Davis (3/7), but did not factor into decision. Allowed three runs – two earned – on four hits while striking out a season-high three batters ... Pitched 3.0 scoreless innings of relief and scattered just two hits in no-decision effort against Auburn in second game of double-header (2/25) ... Suffered loss in first appearance of season after giving up a run and walking only batter faced against North Dakota State (2/18).

Arizona 2011: Made 14 total appearances, including three starts in mid-week contests ... Made one relief appearance in the 2011 College Station Regional, retiring each batter faced against Seton Hall (6/3) ... Earned a victory in relief against USC (4/30). Pitched 4.2 shutout innings, struck out two, walked one and scattered three hits ... Surrendered two runs on three hits and a walk in second game of double header against California (4/10) ... Suffered the loss in third start of season against Arizona State (4/5). Struck out two, walked one and gave up four runs on four hits in 3.1 innings of work ... Retired only batter faced against Oregon State (4/2) ... Did not factor into decision after pitching 2.1 innings with six runs - five earned - allowed in start against New Mexico. Registered season-high three strikeouts ... Suffered loss after giving up a run on two hits with a walk and a strikeout at Wichita State (3/16) ... Picked up first win of season with a strong five inning performance as starter at UNLV (3/8). Allowed a run on one hit with two strikeouts ... Charged with the loss in relief after allowing five runs on three hits in 1.2 innings against Rice (3/2) ... Made season debut by striking out only batter faced against North Dakota State (2/20).

Arizona 2010: Appeared in 14 games with two starts ... Pitched 2.0 innings in opening game at Fort Worth Regional against Baylor (6/4). Allowed two runs on two hits and struck out two ... Made start in regular finale at Oregon State (5/30), tossing 2.2 innings of work with just one run allowed. UA went on to win game 3-1 ... Combined to pitch 1.1 innings in two appearances against Stanford (5/22-23). Did not allow a run and tallied one strikeout ... Surrendered three runs in 0.1 innings against Cal State Bakersfield (5/9) ... Allowed two runs - one earned - in 0.1 innings at Arizona State (5/4) ... Pitched 1.1 combined scoreless innings against UCLA (4-24-25) ... Earned a win in relief after allowing one run in 1.0 inning pitched against Washington State (4/18) ... Gave up three runs - two earned - on three hits in appearance against New Mexico (3/24) ... Pitched 0.1 inning against Northern Colorado (3/14) ... Made first career start and earned first pitching victory in 5.0 innings of work against Saint Joseph's (3/10). Allowed just two runs and scattered seven

High School: Graduated from Page High School in Page, Arizona in 2009 ... Earned four varsity letters under coach Chad Kentworthy ... Helped lead school to its first-ever play-off victory ... Named to the all-region first team as a junior and senior, while collecting honorable mention recognition as a sophomore ... As a senior, tallied an 8-3 record with a 1.88 ERA as a starter with 117 strikeouts and a 0.174 opponent batting average ... Earned on victory as a pitcher in the 2008 Connie Mack World Series ... Played basketball all four years at Page, earning three varsity letters.

Personal: Born in 1990 in Page, Arizona, ... Son of Raymond Littleman and Mae Curley ... One of five siblings, including sister Tiffany and brothers Craig, Ramon, Anthony and KC ... Brother, Craig, played baseball for Phoenix College ... Hobbies include playing golf and basketball ... Listens to native American songs before games ... Favorite professional sports teams include the Boston Red Sox, Arizona Diamondbacks and Arizona Cardinals ... Rooms with teammates Augiey Bill and Tyler Hale ... Is enrolled in the College of Agriculture and Life Sciences with a major in agribusiness economics and management with a business administration minor.

Vincent Littleman's Career Game Highs

Innings pitched: 6.1, UC Davis, Mar 7, 2012

Walks allowed: 3, Washington St., Mar 16, 2012 ; New Mexico St., Mar 21, 2012

Strikeouts: 5, Saint Joseph's, Mar 10, 2010

Batters faced: 26, UCLA, Apr 14, 2012

Field chances: 2, UCLA, Apr 14, 2012 ; USC, Apr 30, 2011 ; Auburn, Feb 25, 2012

Putouts: 1, USC, Apr 30, 2011

Assists: 2, Auburn, Feb 25, 2012

Runners CS: 1, Washington State, Apr 18, 2010 ; Auburn, Feb 25, 2012 ; UC Davis, Mar 7, 2012

Vincent Littleman's Career Statistics

Year	ERA	W	L	App	GS	CG	SHO	CBO	SV	IP	H	R	ER	BB	SO	2B	3B	HR	B/Avg	WP	HBP
2010	5.95	2	0	14	2	0	0	0	0	19.2	22	16	13	11	13	5	1	1	0.275	1	2
2011	8.10	2	3	10	3	0	0	0	0	20.0	21	19	18	10	11	3	1	4	0.276	1	3
2012	6.26	0	1	9	2	0	0	0	0	23.0	25	21	16	10	15	3	4	0	0.284	4	5
TOTAL	6.75	4	4	33	7	0	0	0	0	62.2	68	56	47	31	39	11	6	5	0.279	6	10

Vincent Littleman's 2012 Game-by-Game Stats

Date Opponent	GS	IP	H	R	ER	BB	SO	2B	3B	HR	WP	BK	HBP	IBB	W	L	SV
2/18 NORTH DAKOTA STATE	0.0	0	1	1	1	0	0	0	0	0	0	0	0	0	0	1	0
2/25 AUBURN-2	3.0	2	0	0	0	0	0	0	0	0	0	0	0	0	0	1	0
3/7 UC DAVIS	*	6.1	4	3	2	1	3	1	0	0	1	0	1	0	0	1	0
3/14 Rice	*	2.0	3	3	2	1	3	0	1	0	0	0	1	0	0	1	0
3/16 WASHINGTON STATE	3.1	3	2	2	3	2	1	0	0	1	0	0	1	0	1	0	0
3/20 NEW MEXICO STATE	1.1	1	1	1	0	1	1	0	0	0	0	0	1	0	0	1	0
3/21 NEW MEXICO STATE	1.2	2	1	1	3	2	0	0	0	1	0	0	0	0	0	1	0
4/4 Utah Valley	0.2	1	1	1	0	1	0	0	0	1	0	0	0	0	0	1	0
4/14 UCLA	4.2	9	9	6	1	3	0	3	0	0	0	0	2	0	0	1	0
TOTALS	GS	IP	H	R	ER	BB	SO	2B	3B	HR	WP	BK	HBP	IBB	W	L	SV
	2	23.0	25	21	16	10	15	3	4	0	4	0	5	1	0	1	0

Vincent Littleman's 2011 Game-by-Game Stats

Date Opponent	GS	IP	H	R	ER	BB	SO	2B	3B	HR	WP	BK	HBP	IBB	W	L	SV
2/20 NORTH DAKOTA STATE	0.1	0	0	0	0	1	0	0	0	0	0	0	0	0	0	0	0
3/2 RICE	1.2	3	5	5	2	0	0	1	1	0	0	1	0	0	1	0	0
3/8 UNLV	*	5	1	1	1	2	2	0	0	0	1	1	0	0	1	1	0
3/16 Wichita State	1.2	2	1	1	1	1	1	0	1	0	0	0	0	0	1	2	0
3/30 NEW MEXICO	*	2.1	5	6	5	2	3	0	0	1	0	0	0	0	1	2	0
4/2 OREGON STATE	0.1	0	0	0	0	0	0	0	0	0	0	0	0	0	1	2	0
4/5 ARIZONA STATE	*	3.1	4	4	4	1	2	2	0	1	0	0	1	0	1	3	0
4/10 CALIFORNIA-2	0	3	2	2	1	0	0	0	0	0	0	0	0	0	1	3	0
4/30 USC	4.2	3	0	0	1	2	0	0	0	0	0	1	1	0	2	3	0
6/3 Seton Hall	0.2	0	0	0	0	0	0	0	0	0	0	0	0	0	2	3	0
TOTALS	GS	IP	H	R	ER	BB	SO	2B	3B	HR	WP	BK	HBP	IBB	W	L	SV
	3	20	21	19	18	10	11	3	1	4	1	2	3	0	2	3	0

Vincent Littleman's 2010 Game-by-Game Stats

Date Opponent	GS	IP	H	R	ER	BB	SO	2B	3B	HR	WP	BK	HBP	IBB	W	L	SV
3/3 UNLV	3.1	2	1	0	1	4	0	1	0	1	0	0	0	0	0	0	0
3/7 CAL STATE FULLERTON	2	2	0	0	1	1	0	0	0	0	0	0	0	0	0	0	0
3/10 SAINT JOSEPH'S-1	*	5	7	2	2	2	5	0	0	0	0	0	0	0	1	0	0
3/14 NORTHERN COLORADO	0.1	0	1	1	1	0	0	0	0	0	0	0	0	0	1	0	0
3/24 NEW MEXICO	0	3	3	2	0	0	2	0	0	0	0	0	0	0	1	0	0
4/18 WASHINGTON STATE	1	2	1	1	0	0	0	0	1	0	0	0	0	0	2	0	0
4/24 UCLA	1	0	0	0	1	0	0	0	0	0	0	0	0	0	2	0	0
4/25 UCLA	0.1	0	0	0	0	0	0	0	0	0	0	0	0	0	2	0	0
5/4 Arizona State	0.1	1	2	1	1	0	1	0	0	0	0	0	0	0	2	0	0
5/9 CSU BAKERSFIELD	0.1	1	3	3	1	0	1	0	0	0	0	1	0	2	0	0	0
5/22 STANFORD	0.1	0	0	0	0	1	0	0	0	0	0	0	0	0	2	0	0
5/23 STANFORD	1	0	0	0	1	0	0	0	0	0	0	0	0	0	2	0	0
5/30 Oregon State	*	2.2	2	1	1	0	0	1	0	0	0	0	1	0	2	0	0
6/4 Baylor	2	2	2	2	2	2	0	0	0	0	0	0	0	0	2	0	0
TOTALS	GS	IP	H	R	ER	BB	SO	2B	3B	HR	WP	BK	HBP	IBB	W	L	SV
	2	19.2	22	16	13	11	13	5	1	1	1	0	2	0	2	0	0

DAVID LOPEZ

#28



Junior • 5-7 • 175
Bats/Throws: L/R
Tucson, Ariz.
Sabino HS

INFIELDER

Arizona 2012: A top reserve at second base ... Appeared in five games with one start ... Went 1-for-5 with a walk and two runs scored and had career-high four putouts and two assists in only start of season against East Tennessee State (4/29). Entered as a defensive replacement and went 0-for-1 in first game of series against Bucs (4/27) ... Entered as a defensive replacement and went hitless in only at bat in appearance against New Mexico State (3/21) ... Pinch hit (0-for-1) and remained in game to play second base, registering one putout against Eastern Michigan (3/10) ... Went 0-for-1 with a walk and an RBI in pinch-hit performance against Harvard (3/4).

Arizona 2011: Played in three games as a redshirt freshman ... Made two pinch-hit appearances and one defensive appearance at second base ... Tallied first career assist defensively at second base against Alcorn State (5/8) ... Went 0-for-1 following pinch-hit opportunity against New Mexico (3/29) and stayed in game to play second base ... Drew a walk and scored a run in first career plate appearance at UNLV (3/8).

Arizona 2010: Redshirted.

High School: Graduated from Sabino High School in Tucson, Ariz., in 2009 ... Earned two varsity letters under coach Rod Allen ... Named a First Team All-Kino Region member ... Hit .450 and reached base at a .490 clip as a senior ... Played for the 2009 American Legion State Championship team ... Also played basketball in high school, earning one varsity letter.

Personal: Born in Thousand Oaks, Calif. ... Son of Andrew and Linda Lopez ... Has two older sisters, Kristi and Kerri ... Played three seasons with older brother Michael, who is now the team's volunteer assistant coach ... Is enrolled in the College of Humanities with a major in religious studies and a minor in history ... Hobbies include reading, playing Temple Run and finding peace in nature ... Favorite professional sports team is the Los Angeles Dodgers ... Future career aspirations include moving to an under-developed country or going to seminary ... Rooms with teammates Brandon Dixon, Johnny Field and Stephen Manthei.

David Lopez's Career Game Highs

Hits: 1, East Tennessee State, Apr 29, 2012

Total bases: 1, East Tennessee State, Apr 29, 2012

RBI: 1, Harvard, Mar 4, 2012

Runs scored: 2, East Tennessee State, Apr 29, 2012

Walks: 1, E. Tenn. St., Apr 29, 2012 ; Harvard, Mar 4, 2012 ; at UNLV, Mar 8, 2011

Struck out: 2, East Tennessee State, Apr 29, 2012

At bats: 5, East Tennessee State, Apr 29, 2012

Field chances: 6, East Tennessee State, Apr 29, 2012

Putouts: 4, East Tennessee State, Apr 29, 2012

Assists: 2, East Tennessee State, Apr 29, 2012

David Lopez's Career Statistics

Year	Avg	GP	GS	AB	R	H	2B	3B	HR	RBI	TB	SLG%	BB	HBP	SO	OB%	SB	ATT	A	E
2011	.000	3	0	1	1	0	0	0	0	0	0	0	1	0	0	0.5	0	0	1	0
2012	.111	5	1	9	2	1	0	0	0	1	1	0.111	2	0	2	0.273	0	0	2	0
TOTAL	.100	8	1	10	3	1	0	0	0	1	1	0.1	3	0	2	0.308	0	0	3	0

David Lopez's
2012 Game-by-Game Stats

Date Opponent	GS	AB	R	H	RBI	2B	3B	HR	BB	SB	HBP	SAC	SF	K	PO	A	E
3/4 HARVARD	1	0	0	1	0	0	0	0	1	0	0	0	0	0	0	0	0
3/10 EASTERN MICHIGAN	1	0	0	0	0	0	0	0	0	0	0	0	0	0	1	0	0
3/21 NEW MEXICO STATE	1	0	0	0	0	0	0	0	0	0	0	0	0	0	1	0	0
4/27 EAST TENNESSEE STATE	1	0	0	0	0	0	0	0	0	0	0	0	0	0	0	0	0
4/29 EAST TENNESSEE STATE*	5	2	1	0	0	0	0	1	0	0	0	0	0	2	4	2	0
TOTALS	GS	AB	R	H	RBI	2B	3B	HR	BB	SB	HBP	SAC	SF	K	PO	A	E
	1	9	2	1	1	0	0	2	0	0	0	0	0	2	6	2	0

David Lopez's
2011 Game-by-Game Stats

Date Opponent	GS	AB	R	H	RBI	2B	3B	HR	BB	SB	HBP	SAC	SF	K	PO	A	E
3/8 UNLV	0	1	0	0	0	0	0	0	1	0	0	0	0	0	0	0	0
3/29 NEW MEXICO	1	0	0	0	0	0	0	0	0	0	0	0	0	0	0	0	0
5/8 ALCORN STATE	0	0	0	0	0	0	0	0	0	0	0	0	0	0	0	1	0
TOTALS	GS	AB	R	H	RBI	2B	3B	HR	BB	SB	HBP	SAC	SF	K	PO	A	E
	0	1	1	0	0	0	0	0	1	0	0	0	0	0	0	1	0



JOSEPH MAGGI

#15



Sophomore • 5-10 • 178

Bats/Throws: L/L

Phoenix, Ariz.

Brophy College Prep

OUTFIELDER/INFIELDER

Arizona 2012: Played in 45 games and made 45 starts ... First 14 career starts were as designated hitter before starting 27 games at first base ... Also made four starts in left field ... Finished season with a .326 average, highest among UA's freshmen ... Scored 19 runs and added 19 runs batted in while committing just two errors on defense ... Had 11 multi-hit games during season and hit safely in six-straight games from April 4-17 ... Hit .308 with a pair of doubles and three runs scored over team's perfect 10-0 run through postseason ... Tallied Arizona's first hit of the game — a double off Michael Roth — and scored the game's first run in the third inning of second championship game against South Carolina (6/25) ... Hitless in two at bats of first championship game against Gamecocks (6/25) ... Went 2-for-3 with a run and an RBI in victory over Florida State to advance to CWS championship series (6/21) ... Went 0-for-2 in start against UCLA (6/17) ... Hitless in three at bats of College World Series debut against Florida State (6/15) ... Went 2-for-6 with a run and an RBI in two Tucson Super Regional games against St. John's (6/8-9) ... Collected three hits in eight official at bats over three games against Missouri (6/1) and Louisville (6/2-3) at Tucson Regional ... Had one hit and an RBI in three games against Arizona State to end regular season (5/25-27) ... Registered a hit in each of three games, including first career triple in second game, to go with a pair of RBI in series at USC (5/18-20) ... Went 2-for-3 with an RBI in victory at Arizona State (5/16) ... Hitless in three at bats in one start at California (5/12) ... Went 2-for-4 over two games played against Oregon (5/4 and 5/6) ... Combined to hit 6-for-14 in three starts in left field against East Tennessee State (4/27-29). Set a career-high with four runs scored in first game, and capped series with three runs, two RBI and a double as part of four-hit day at the plate in final game ... Hitless in 10 at bats in series at Washington (4/20-22), where he started two games at first base and the finale in left field ... Collected a hit and an RBI in each of two games against UCLA (4/13-4/14) ... Batted 4-for-9 with a pair of RBI in first three career starts at first base at Utah (4/5-7) ... Drew a walk in pinch-hit at bat at Utah Valley (4/4) ... Hitless in four at bats in one start as designated hitter at Oregon State (3/23) ... Went 2-for-6 at plate with an RBI in two games against New Mexico State (3/20-21) ... Batted 3-for-6 with two runs scored in first two games against Washington State, then had a walk and two sacrifices in final game of series (3/16-17) ... Hitless in seven at bats over two games starting as designated hitter at Rice (3/13-14) ... Batted 3-for-8 with two runs scored and two RBI in starts during first two games of series against Eastern Michigan (3/9-10) ... Went 4-for-7 with a run and a pair of RBI in two starts at designated hitter against UC Davis (3/6-7) ... Batted 2-for-6 with a run scored and a walk in first two career starts at designated hitter against Harvard (3/3-4) ... Opened collegiate career with a hit and a run scored in each game after pinch-hitting in both games of double-header against Auburn (2/25).

High School: Earned varsity letters at Brophy College Prep under coach Tom Succow ... Named 5A-I First-Team All-State by the Arizona Baseball Coaches Association following senior year ... A first team All-Region selection in 2010 and 2011 ... Returned as starting outfielder for senior year after recovering from ACL injury sustained before start of 2010 football season ... As a junior, hit .446 with 41 runs scored to earned second team All-State honors ... Stole 20-of-21 bases ... Registered 74 tackles and four interceptions as a junior for the Broncos' football team in 2009 ... Football and baseball team captain senior season.

Personal: Born in 1992, in Phoenix, Arizona ... Graduated from Brophy College Preparatory in 2011 ... Son of Craig and Sara Maggi ... Has six total siblings, including older siblings Craig Jr., Taryn, Drew and Beau, as well as younger siblings Christian and Dane ... Older brothers Drew and Beau played baseball at Arizona State ... Younger brothers currently play football, basketball and baseball at Brophy ... Is enrolled in the College of Letters, Arts and Science as Sports and Society major ... Besides baseball, enjoys playing video games and rap with roommate Jordan Berger ... Favorite professional sports teams include the Arizona Diamondbacks, Arizona Cardinals, Phoenix Suns and Phoenix Coyotes.

Joseph Maggi's Career Game Highs

Hits: 4, East Tennessee State, Apr 29, 2012**Doubles:** 1, 5 times**Triples:** 1, at USC, May 19, 2012**Total bases:** 5, East Tennessee State, Apr 29, 2012**RBI:** 2, East Tennessee State, Apr 29, 2012 ; Eastern Michigan, Mar 10, 2012 ; at USC, May 19, 2012**Runs scored:** 4, East Tennessee State, Apr 27, 2012**Walks:** 1, 10 times**Hit by pitch:** 1, 4 times**Struck out:** 3, at Oregon State, Mar 23, 2012**Sac bunts:** 2, Washington State, Mar 17, 2012**At bats:** 6, East Tennessee State, Apr 29, 2012**Stolen bases:** 1, at Louisville, Jun 03, 2012 ; New Mexico State, Mar 20, 2012 ; Eastern Michigan, Mar 9, 2012**Caught stealing:** 1, Harvard, Mar 4, 2012 ; at USC, May 20, 2012**Field chances:** 15, UCLA, Apr 13, 2012**Putouts:** 14, UCLA, Apr 13, 2012**Assists:** 1, 7 times

Joseph Maggi's Career Statistics

Year	Avg	GP	GS	AB	R	H	2B	3B	HR	RBI	TB	SLG%	BB	HBP	SO	OB%	SB	ATT	A	E
2012	.326	49	45	144	19	47	5	1	0	19	54	0.375	10	5	14	0.39	3	5	7	2
TOTAL	.326	49	45	144	19	47	5	1	0	19	54	0.375	10	5	14	0.39	3	5	7	2

Joseph Maggi's
2012 Game-by-Game Stats

Date	Opponent	GS	AB	R	H	RBI	2B	3B	HR	BB	SB	HBP	SAC	SF	K	PO	A	E	
2/25	AUBURN-1		1	1	1	0	0	0	0	0	0	0	0	0	0	0	0	0	
2/25	AUBURN-2		1	1	1	0	0	0	0	1	0	0	0	0	0	3	0	0	
3/3	HARVARD	*	3	0	0	0	0	0	0	0	0	0	0	0	0	0	0	0	
3/4	HARVARD	*	3	1	2	0	0	0	0	1	0	0	0	0	0	0	0	0	
3/6	UC DAVIS	*	3	0	2	1	0	0	0	0	0	0	0	0	0	0	0	0	
3/7	UC DAVIS	*	4	1	2	1	0	0	0	0	0	0	0	0	0	0	0	0	
3/9	EASTERN MICHIGAN	*	3	1	1	0	0	0	0	0	1	0	0	0	0	0	0	0	
3/10	EASTERN MICHIGAN	*	5	1	2	2	0	0	0	0	0	0	0	0	0	0	0	0	
3/13	Rice	*	4	0	0	0	0	0	0	0	0	0	0	0	0	0	0	0	
3/14	Rice	*	3	0	0	0	0	0	0	0	0	0	0	0	0	1	0	0	
3/16	WASHINGTON STATE	*	3	0	2	0	0	0	0	0	0	0	0	0	0	0	0	0	
3/17	WASHINGTON STATE-1	*	3	2	1	0	0	0	0	0	0	1	0	0	0	0	0	0	
3/17	WASHINGTON STATE-2	*	1	0	0	0	0	0	0	0	0	1	2	0	0	0	0	0	
3/20	NEW MEXICO STATE	*	3	0	1	1	0	0	0	0	1	1	0	0	1	0	0	0	
3/21	NEW MEXICO STATE	*	3	0	1	0	0	0	0	1	0	1	0	0	1	0	0	0	
3/23	Oregon State	*	4	0	0	0	0	0	0	0	0	0	0	0	3	0	0	0	
4/4	Utah Valley		0	0	0	0	0	0	0	1	0	0	0	0	0	0	0	0	
4/5	Utah	*	4	0	2	1	0	0	0	0	0	0	0	0	0	4	0	1	
4/6	Utah	*	2	0	1	0	0	0	0	0	0	0	0	0	0	5	0	0	
4/7	Utah	*	3	0	1	1	0	0	0	0	0	0	1	0	0	6	0	0	
4/13	UCLA	*	3	0	1	1	1	0	0	1	0	0	0	0	0	14	1	0	
4/14	UCLA	*	4	0	1	1	0	0	0	0	0	0	0	0	0	8	0	0	
4/17	Arizona State	*	3	1	3	0	1	0	0	0	0	0	0	0	0	3	0	0	
4/20	Washington	*	2	0	0	0	0	0	0	0	0	0	0	0	0	5	1	0	
4/21	Washington	*	3	0	0	0	0	0	0	0	0	0	0	0	0	6	0	0	
4/22	Washington	*	5	0	0	1	0	0	0	1	0	0	0	0	0	3	0	0	
4/27	EAST TENNESSEE STATE	*	4	4	1	1	0	0	0	1	0	1	0	0	1	2	0	0	
4/28	EAST TENNESSEE STATE	*	4	0	1	0	0	0	0	0	0	0	0	0	0	1	0	0	
4/29	EAST TENNESSEE STATE	*	6	3	4	2	1	0	0	0	0	0	0	0	0	1	0	0	
5/4	OREGON	*	3	0	1	0	0	0	0	0	0	0	0	0	0	10	1	1	
5/6	OREGON		1	0	1	0	0	0	0	0	0	0	0	0	0	1	0	0	
5/12	California	*	3	0	0	0	0	0	0	0	0	0	0	0	0	4	0	0	
5/16	Arizona State	*	3	0	2	1	0	0	0	0	0	0	0	0	1	5	0	0	
5/18	USC	*	2	0	1	0	0	0	0	0	0	0	1	0	0	8	0	0	
5/19	USC	*	3	0	1	2	0	1	0	0	0	0	0	0	0	6	0	0	
5/20	USC	*	3	0	1	0	0	0	0	0	0	0	0	0	0	6	0	0	
5/25	ARIZONA STATE	*	3	0	0	0	0	0	0	0	0	0	0	0	0	11	1	0	
5/26	ARIZONA STATE	*	4	0	0	0	0	0	0	0	0	0	0	0	0	11	0	0	
5/27	ARIZONA STATE	*	3	0	1	1	0	0	0	1	0	0	0	0	0	3	0	0	
6/1	MISSOURI	*	3	0	1	0	0	0	0	0	0	0	0	0	0	7	0	0	
6/2	LOUISVILLE	*	2	0	0	0	0	0	0	0	0	0	0	1	0	1	4	0	0
6/3	LOUISVILLE	*	3	0	2	0	0	0	0	0	1	0	0	0	0	1	7	0	0
6/8	ST. JOHN'S	*	3	1	1	0	1	0	0	1	0	0	0	0	0	9	1	0	
6/9	ST. JOHN'S	*	3	0	1	1	0	0	0	1	0	0	0	0	0	12	0	0	
6/15	Florida State	*	3	0	0	0	0	0	0	0	0	0	0	0	1	3	0	0	
6/17	UCLA	*	2	0	0	0	0	0	0	0	0	0	0	0	1	8	1	0	
6/21	Florida State	*	3	1	2	1	0	0	0	0	0	0	0	0	0	3	0	0	
6/24	South Carolina	*	2	0	0	0	0	0	0	0	0	0	0	1	0	1	6	0	0
6/25	South Carolina	*	2	1	1	0	1	0	0	0	0	0	0	0	1	7	1	0	
TOTALS		GS	AB	R	H	RBI	2B	3B	HR	BB	SB	HBP	SAC	SF	K	PO	A	E	
		45	144	19	47	19	5	1	0	10	3	5	6	0	14	192	7	2	

STEPHEN MANTHEI

#31



Junior • 6-1 • 202
Bats/Throws: R/R
Las Vegas, Nev.
Bishop Gorman HS

PITCHER

Arizona 2012: One of Arizona's top right-handed arms in bullpen, appearing in 23 games ... Served as primary set-up man and occasional closer throughout season ... Posted a 6-4 record with two saves ... Struck out 25 and walked 16 in 35.2 innings of work, allowing 22 runs – 17 earned – for a 4.29 earned run average ... Second-lowest opposing batting average (.241) on the club ... Earned win in relief after allowed two runs on three hits with a pair of strikeouts over 2.0 innings in regular season finale against Arizona State (5/27) that clinched share of Pac-12 Championship ... Two no-decision appearances with 2.0 combined innings and just one run allowed with a pair of strikeouts against Oregon (5/5-6) ... Allowed a run on two hits with two strikeouts in 1.2 innings of relief to earn second save of season against East Tennessee State (4/28) ... Suffered loss despite giving up just one run in 4.1 innings of relief at Washington (4/22). Scattered six hits and three walks while matching career-high with four strikeouts ... Gave up three runs on two hits and two walks in 1.2 innings at Arizona State (4/17) ... Allowed two runs on two hits in 1.1 innings against UCLA (4/15) ... Tossed 1.2 scoreless innings of relief in series-clinching win over Utah (4/7). Suffered tough-luck loss night before to Utes (4/6) after being charged with two unearned runs in 1.1 innings of relief ... Pitched a perfect inning with one strikeout to earn fifth win of season against Stanford (3/30) ... Earned a win in relief despite allowing one run in 0.1 innings at Oregon State (3/24). Suffered loss despite allowing just one unearned run in 1.2 innings of relief with a career-high four strikeouts against Beavers the night before (3/23) ... Suffered first loss of season after being charged with two unearned runs in 1.1 innings against New Mexico State (3/20) ... Picked up consecutive wins in relief in both games of a double-header against Washington State (3/17). Gave up just one run on one hit in 2.1 innings of second game. Allowed a run on three hits and a walk in 1.2 innings of first game ... Recorded first win of season with 2.0 scoreless innings and one strikeout at Rice (3/14) ... Combined to pitch 3.2 scoreless innings with just two hits allowed over two outings against Eastern Michigan (3/9-10) ... Tossed 2.1 scoreless innings with a pair of punchouts against UC Davis (3/6) ... Gave up two runs on a hit in 1.0 innings of relief in second game of double-header against Auburn (2/25) ... Charged with two runs allowed in outing against North Dakota State (2/18). Made season debut day prior with three strikeouts in 2.0 scoreless innings of work against Bison (2/17).

Arizona 2011: Redshirted.

Arizona 2010: Appeared in 29 games on the season, tied for second-most on the club ... Finished season strong with just one earned run allowed in final 11.2 innings pitched ... Allowed two unearned runs in 0.2 innings against Baylor at Fort Worth Regional (6/6), suffering the loss ... Struck out one and scattered a hit with no runs allowed in 0.2 innings against TCU in regional (6/5) ... Pitched 3.2 combined scoreless innings in regular season finale series at Oregon State (5/28 and 5/30). Tallied three strikeouts in each game and allowed just one hit on weekend ... Surrendered just one run on five hits in 4.2 combined innings in two outings against Stanford (5/21 and 5/23) ... Pitched 2.0 combined innings with three strikeouts in two games Arizona State (5/15 and 5/17) ... Gave up four earned runs in 0.1 innings against Cal State Bakersfield (5/9) ... Allowed three runs on three hits in 1.2 innings at Arizona State (5/4) ... Turned in 1.2 scoreless innings at USC (5/2) ... Threw 1.1 scoreless innings in two appearances against UCLA (4/24-25) with two strikeouts ... Allowed five runs - two earned - in 1.2 innings at Cal while suffering first career loss (4/1) ... Pitched in three consecutive games against Or-

egon (3/26-28). Gave up just one run in the 2.2 combined innings on the weekend with two strikeouts ... Issued a walk in appearance against New Mexico (3/24) ... Pitched in consecutive games against Sacramento State (3/20-21), giving up three runs in 1.2 innings in the first game and turning in a scoreless inning the next day ... Struck out three hitters in 2.1 scoreless innings against Wichita State (3/16) to earn the victory in relief ... Earned first victory with three strikeouts in 3.0 shutout innings against Northern Colorado (5/14). Also pitched one scoreless inning with a strikeout the day prior (5/13) ... Turned in a scoreless inning with a strikeout against St. Joseph's (3/10) ... Appeared in all three games against Cal State Fullerton (3/5-7). Gave up a run in 0.2 innings in first game, but pitched 1.2 scoreless innings with three strikeouts in next two outings ... Allowed five runs - four earned - in first inning of first career start against UNLV (3/2) ... Tossed 4.1 shutout innings with two strikeouts in collegiate debut against Utah Valley (2/21).

High School: Graduated from Bishop Gorman High School in Las Vegas, Nevada, in 2009 ... Earned varsity letters under coach Chris Sheff and helped lead team to a fourth-straight state championship in 2009 ... Turned in an impressive 10-1 record and a 1.58 ERA while striking out 84 batters against six walks as a senior ... Named a first team all-state member.

Personal: Born in Henderson, Nevada ... Pronunciation: Man-thee ... Son of Rudy and Cheryl Manthei ... Has two sisters, Katie and Elizabeth ... Is enrolled in the College of Science with a major in psychology and a minor in history ... Hobbies includes playing cards and ping pong ... Says his superstition is that he never wears long sleeves with his uniform ... Favorite professional sports teams include the Atlanta Braves and Denver Broncos ... Rooms with teammates David Lopez, Brandon Dixon and Johnny Field.

Stephen Manthei's Career Game Highs

Innings pitched: 4.1, at Washington, Apr 22, 2012 ; Utah Valley, Feb 21, 2010
Walks allowed: 3, at Washington, Apr 22, 2012 ; New Mexico State, Mar 20, 2012 ; at Arizona State, May 04, 2010
Strikeouts: 4, at Washington, Apr 22, 2012 ; at Oregon State, Mar 23, 2012
Batters faced: 20, at Washington, Apr 22, 2012
Field chances: 2, at California, Apr 01, 2010 ; Washington State, Mar 17, 2012
Putouts: 1, Utah Valley, Feb 21, 2010 ; Eastern Michigan, Mar 9, 2012
Assists: 2, at California, Apr 01, 2010 ; Washington State, Mar 17, 2012
Runners CS: 1, at California, Apr 01, 2010 ; at Washington, Apr 22, 2012 ; Stanford, May 21, 2010

Stephen Manthei's Career Statistics

Year	ERA	W	L	App	GS	CG	SHO	CBO	SV	IP	H	R	ER	BB	SO	2B	3B	HR	B/Avg	WP	HBP
2010	4.54	2	2	29	1	0	0	0	0	37.2	33	26	19	18	36	2	0	2	0.244	8	6
2012	4.29	6	4	23	0	0	0	1	2	35.2	32	22	17	16	25	7	0	1	0.241	4	6
TOTAL	4.42	8	6	52	1	0	0	1	2	73.1	65	48	36	34	61	9	0	3	0.243	12	12

Stephen Manthei's 2012 Game-by-Game Stats

Date Opponent	GS	IP	H	R	ER	BB	SO	2B	3B	HR	WP	BK	HBP	IBB	W	L	SV
2/17 NORTH DAKOTA STATE	2.0	1	0	0	0	3	0	0	0	0	0	0	0	0	0	0	1
2/18 NORTH DAKOTA STATE	0.0	2	2	2	0	0	1	0	0	0	0	0	0	0	0	0	1
2/25 AUBURN-2	1.0	1	2	2	0	0	0	0	0	0	0	0	2	0	0	0	1
3/6 UC DAVIS	2.1	0	0	0	0	2	0	0	0	0	0	0	0	0	0	0	1
3/9 EASTERN MICHIGAN	1.0	0	0	0	0	0	0	0	0	0	0	0	0	0	0	0	1
3/10 EASTERN MICHIGAN	2.2	2	0	0	0	0	0	0	0	0	0	0	0	0	0	0	1
3/14 Rice	2.0	0	0	0	1	0	0	0	0	0	0	0	0	0	1	0	1
3/17 WASHINGTON STATE-1	1.2	3	1	1	1	0	0	0	0	0	0	0	0	0	2	0	1
3/17 WASHINGTON STATE-2	2.1	1	1	1	0	0	0	0	1	0	0	0	0	0	3	0	1
3/20 NEW MEXICO STATE	1.1	2	2	0	3	2	1	0	0	0	0	0	0	0	3	1	1
3/23 Oregon State	1.2	0	1	0	0	4	0	0	0	0	0	0	0	0	3	2	1
3/24 Oregon State	0.1	0	1	1	1	0	0	0	0	0	0	0	0	0	4	2	1
3/30 STANFORD	1.0	0	0	0	0	1	0	0	0	0	0	0	0	0	5	2	1
4/4 Utah Valley	0.1	0	0	0	0	1	0	0	0	0	0	0	0	0	5	2	1
4/6 Utah	1.1	1	2	0	1	2	1	0	0	1	0	0	0	0	5	3	1
4/7 Utah	1.2	1	0	0	1	0	0	0	0	0	0	0	2	0	5	3	1
4/15 UCLA	1.1	2	2	2	1	0	0	0	0	0	0	1	0	0	5	3	1
4/17 Arizona State	1.2	2	3	3	2	0	0	0	0	0	0	0	0	0	5	3	1
4/22 Washington	4.1	6	1	1	3	4	2	0	0	0	0	0	0	2	5	4	1
4/28 EAST TENNESSEE STATE	1.2	2	1	1	0	2	1	0	0	1	0	1	0	0	5	4	2
5/5 OREGON	0.2	0	0	0	0	1	0	0	0	0	0	0	0	0	5	4	2
5/6 OREGON	1.1	3	1	1	0	1	0	0	0	1	0	0	0	0	5	4	2
5/27 ARIZONA STATE	2.0	3	2	2	2	2	1	0	0	1	0	0	1	0	6	4	2
TOTALS	GS	IP	H	R	ER	BB	SO	2B	3B	HR	WP	BK	HBP	IBB	W	L	SV
	0	35.2	32	22	17	16	25	7	0	1	4	0	6	3	6	4	2

Stephen Manthei's 2010 Game-by-Game Stats

Date Opponent	GS	IP	H	R	ER	BB	SO	2B	3B	HR	WP	BK	HBP	IBB	W	L	SV
2/21 UTAH VALLEY-2	4.1	3	0	0	0	2	0	0	0	0	0	0	0	0	0	0	0
3/2 UNLV	*	0	2	5	4	1	0	0	0	1	0	0	1	0	0	0	0
3/5 CAL STATE FULLERTON	0.2	0	1	1	1	0	0	0	0	0	0	0	0	0	0	0	0
3/6 CAL STATE FULLERTON	0.2	0	0	0	0	2	0	0	0	0	0	0	0	0	0	0	0
3/7 CAL STATE FULLERTON	1	0	0	0	0	1	0	0	0	0	0	0	0	0	0	0	0
3/10 SAINT JOSEPH'S-2	1	1	0	0	0	1	0	0	0	0	0	0	0	0	0	0	0
3/13 NORTHERN COLORADO	1	1	0	0	0	1	0	0	0	0	0	0	0	0	0	0	0
3/14 NORTHERN COLORADO	3	0	0	0	1	3	0	0	0	0	0	0	0	0	1	0	0
3/16 WICHITA STATE	2.1	1	0	0	1	3	0	0	0	2	0	0	0	0	2	0	0
3/20 SACRAMENTO STATE	1.2	3	3	3	0	2	1	0	0	0	0	0	0	0	2	0	0
3/21 SACRAMENTO STATE	1	1	0	0	1	0	0	0	0	0	0	0	0	0	2	0	0
3/24 NEW MEXICO	0	0	0	0	1	0	0	0	0	1	0	0	0	0	2	0	0
3/26 OREGON	1	1	0	0	0	0	0	0	0	0	0	0	0	0	2	0	0
3/27 OREGON	1	0	1	1	1	0	0	0	0	0	0	0	1	0	2	0	0
3/28 OREGON	0.2	0	0	0	1	1	0	0	0	0	0	0	0	0	2	0	0
4/1 California	1.2	5	5	2	1	0	1	0	0	0	1	0	0	0	2	1	0
4/24 UCLA	0.1	0	0	0	1	0	0	0	0	0	0	0	0	0	2	1	0
4/25 UCLA	1	2	0	0	0	2	0	0	0	2	0	0	0	0	2	1	0
5/2 USC	1.2	1	0	0	0	1	0	0	0	0	0	0	0	0	2	1	0
5/4 Arizona State	1.2	3	3	3	3	2	0	0	1	1	0	0	0	0	2	1	0
5/9 CSU BAKERSFIELD	0.1	1	5	4	2	0	0	0	0	1	0	2	0	2	1	0	0
5/15 ARIZONA STATE	1.1	1	0	0	0	2	0	0	0	0	0	0	0	0	2	1	0
5/17 ARIZONA STATE	0.2	0	0	0	0	1	0	0	0	0	0	0	1	0	2	1	0
5/21 STANFORD	2	1	0	0	0	2	0	0	0	0	0	0	0	0	2	1	0
5/23 STANFORD	2.2	4	1	1	0	3	0	0	0	0	0	0	0	0	2	1	0
5/28 Oregon State	1.2	0	0	0	2	3	0	0	0	0	0	0	0	0	2	1	0
5/30 Oregon State	2	1	0	0	0	3	0	0	0	0	0	0	0	0	2	1	0
6/5 TCU	0.2	1	0	0	0	1	0	0	0	1	0	0	0	0	2	1	0
6/6 Baylor	0.2	0	2	0	1	0	0	0	0	0	0	0	1	1	2	2	0
TOTALS	GS	IP	H	R	ER	BB	SO	2B	3B	HR	WP	BK	HBP	IBB	W	L	SV
	1	37.2	33	26	19	18	36	2	0	2	8	1	6	1	2	2	0

RILEY MOORE

#6



Sophomore • 6-3 • 190
Bats/Throws: L/R
Santa Barbara, Calif.
San Marcos HS

CATCHER

Honors/Awards

2013 Louisville Slugger Preseason All-American (3rd team)
2012 Baseball America Freshman All-American
2012 College World Series All-Tournament Team

Arizona 2012: Named a first-team Freshman All-American by Baseball America ... Hit .301 with 10 doubles, two triples and a home run to go with 40 runs scored and 38 runs batted in as he played in 64 of the team's 65 games, including 62 starts ... Caught 561 of the 586 (96 percent) innings pitched by Wildcat hurlers in 2012 ... Set a UA freshman record with eight sacrifice flies on season, a mark that also tied for sixth-most overall in program history. Had 11 sacrifice bunts on season to tie for eighth-most in single-season school history ... Turned in 18 multi-hit games and had a season-high streak of 11-straight games reaching base from May 26-June 24 ... A switch-hitter, spent final six weeks of season hitting solely from his more natural left side to help team win 18 of its final 20 games. Had the fourth-highest batting average on the team (.347) and scored 16 runs during that stretch ... In 10 postseason games, had the second-highest batting average on the club (.389), including a career-high four hits on June 3 against Louisville in the Tucson Regional Championship game at Hi Corbett Field ... Continued torrid hitting at the College World Series, batting .412 (7-for-17), which was second-best among Wildcat hitters and fifth-highest among all players ... Named to the CWS All-Tournament Team ... Hitless in three at-bats but did record a sacrifice in second championship game against South Carolina (6/25) ... Tallied three hits in four at-bats of first championship game against Gamecocks (6/24) ... Drew a walk in four trips to the plate against Florida State (6/21) ... Went 1-for-2 with a walk in victory over UCLA (6/17) ... Collected three hits and scored a run in opening game of College World Series against Florida State (6/15) ... Tallied one hit in eight at-bats with an RBI in two games against St. John's at Tucson Super Regional (6/8-9) ... Had at least one hit, one run scored and one RBI in each game of Tucson Regional, where he went a combined 6-for-11 with seven runs scored and three RBI. Collected a career-high four hits and four runs scored to go with an RBI in 4-for-4 night at the plate in championship game victory over Louisville (6/3). Scored two runs and drove in a run a day earlier against the Cardinal (6/2), and picked up a hit, a run and an RBI in opening game against Missouri (6/1) ... Batted 4-for-9 with four runs scored in three-game series against Arizona State (5/25-27). Had two runs scored with two hits and a pair of walks in final game to help clinch share of Pac-12 Championship ... Had three hits and a run scored in 12 at-bats in three-game set at USC (5/18-20) ... Tallied a pair of hits and two runs scored in non-conference tilt at Arizona State (5/16) ... Had a pair of hits in 12 at-bats in road series at California (5/11-13) ... Batted 2-for-9 with three runs batted in and a run scored in three games against Oregon (5/4-6) ... Went 5-for-12 at the plate with seven RBI and two runs scored in three-game sweep of East Tennessee State (4/27-29). Set a career-high with four RBI in opening game and added three more in finale ... Batted 2-for-12 with two runs scored in three games at Washington (4/20-22) ... Drew a walk and scored a run in single-game at Arizona State (4/17) ... One hit, one run and one RBI in three games against UCLA (4/13-15) ... Three-straight multi-hit games highlighted a 7-for-13 weekend at the plate at Utah (4/5-7). Matched a then-career high with three hits, including a triple, to go with two runs scored and two RBI in final game ... Earned a well-deserved day off from the starting lineup at Utah Valley (4/4), and went hitless in one pinch-hit at bat ... Went 2-for-9 with a run scored in three-game sweep of then-No. 2 Stanford (3/30-4/1), while catching a pair of complete games from UA pitchers ... Batted 2-for-9 with three runs and two RBI in series victory at Oregon State (3/23-25).

Instrumental in UA's victory in second game of series, delivering first career home run – solo blast to right field – for what proved to be winning run ... Went 1-for-6 with a run and an RBI in two mid-week games against New Mexico State (3/20-21). Did not start second game, but came off bench for three at-bats and scored a run ... Turned in a 3-for-10 weekend with two runs scored and an RBI in first Pac-12 series against Washington State (3/16-17) ... Went 1-for-4 in each game at Rice (3/13-14), driving in a pair of runs in second game ... Collected two hits, two runs scored and one RBI in each of last two games against Eastern Michigan, finishing series 4-for-9 (3/9-11) ... Picked up one hit in five at-bats over two games against UC Davis (3/6-7) ... Batted 3-for-9 with a run scored and three RBI in three contests against Harvard (3/2-4) ... Tallied four hits and scored a run in two starts against Auburn (2/24-25). Collected a double and a triple to go with three RBI in first game of double-header on Feb. 25, before sitting out the second game ... Collected first career hit and added three RBI in mid-week game against Utah Valley (2/21) ... Hitless in nine at-bats in opening weekend against North Dakota State (2/17-19).

2011 Draft: Selected by the Philadelphia Phillies with the 661st overall pick in the 21st round of the 2011 MLB First-Year Player Draft.

High School: A natural left-hand hitting catcher who can hit from both sides of the plate and has a strong throwing arm ... A two-time First Team All-Channel League selection ... Starred as a junior with a .493 batting average and three home runs ... Scored 22 runs and walked 22 times ... Limited opportunities as senior to show offensive skills as team struggled to lose final 17 games, leaving Riley to be walked for most of his plate appearances ... Played in the Area Code games in 2010 for the Milwaukee Brewers Blue.

Personal: Born in Santa Barbara, Calif., ... Graduated from San Marcos High School in Santa Barbara, Calif., in 2011 ... Son of Mitch and Mary Moore ... Has four older siblings who are quadruplets, including sister Clare and brothers Payton, Shane and Keric ... Father, Mitch, played minor league baseball in the Angels organization ... Borthier, Keric, fences and attends UC San Diego ... Is enrolled in the College of Letters, Arts and Science with a major in sports and society ... Besides baseball, enjoys surfing and beach volleyball ... Favorite professional sports teams include Los Angeles Dodgers, Dallas Cowboys and Charlotte Bobcats ... Rooms with teammates Tyler Crawford and David Real.

Riley Moore's Career Game Highs

Hits: 4, at Louisville, Jun 03, 2012
Doubles: 2, Arizona State, May 26, 2012
Triples: 1, at Utah, Apr 7, 2012; Auburn, Feb 25, 2012
Home runs: 1, at Oregon State, Mar 24, 2012
Total bases: 6, Auburn, Feb 25, 2012
RBI: 4, East Tennessee State, Apr 27, 2012
Runs scored: 4, at Louisville, Jun 03, 2012
Walks: 2, 6 times
Hit by pitch: 1, Missouri, Jun 01, 2012; at Louisville, Jun 02, 2012; vs Florida State, Jun 21, 2012
Struck out: 3, at Arizona State, Apr 17, 2012; at Utah, Apr 5, 2012
Sac flies: 2, East Tennessee State, Apr 29, 2012
Sac bunts: 1, 11 times
At bats: 6, East Tennessee State, Apr 27, 2012
Stolen bases: 1, Harvard, Mar 2, 2012; at Arizona State, May 16, 2012
Caught stealing: 1, East Tennessee State, Apr 29, 2012; Stanford, Mar 31, 2012; at USC, May 19, 2012
Field chances: 14, North Dakota State, Feb 18, 2012; Harvard, Mar 2, 2012
Putouts: 13, North Dakota State, Feb 18, 2012
Assists: 3, 4 times
Runners CS: 2, Auburn, Feb 25, 2012; UC Davis, Mar 7, 2012

Riley Moore's Career Statistics

Year	Avg	GP	GS	AB	R	H	2B	3B	HR	RBI	TB	SLG%	BB	HBP	SO	OB%	SB	ATT	A	E
2012	.301	64	62	219	40	66	10	2	1	38	83	0.379	32	3	53	0.385	2	5	63	14
TOTAL	.301	64	62	219	40	66	10	2	1	38	83	0.379	32	3	53	0.385	2	5	63	14

Riley Moore's 2012 Game-by-Game Stats

Date Opponent	GS	AB	R	H	RBI	2B	3B	HR	BB	SB	HBP	SAC	SF	K	PO	A	E
2/17 NORTH DAKOTA STATE *	3	0	0	0	0	0	0	0	0	0	0	0	0	1	7	3	0
2/18 NORTH DAKOTA STATE *	3	0	0	0	0	0	0	0	0	0	0	0	0	1	13	0	1
2/19 NORTH DAKOTA STATE *	3	0	0	0	0	0	0	0	1	0	0	0	0	0	5	2	0
2/21 UTAH VALLEY *	4	0	1	3	0	0	0	0	0	0	0	0	1	2	8	3	0
2/24 AUBURN *	4	1	1	0	0	0	0	0	0	0	0	0	0	0	4	2	0
2/25 AUBURN-1 *	4	0	3	3	1	1	0	1	0	0	0	0	0	0	11	2	0
3/2 HARVARD *	3	0	1	1	0	0	0	1	1	0	0	0	0	0	12	2	0
3/3 HARVARD *	3	1	2	1	1	0	0	1	0	0	0	0	0	0	12	1	0
3/4 HARVARD *	3	0	0	1	0	0	0	1	0	0	0	0	1	1	8	2	0
3/6 UC DAVIS *	3	1	1	0	0	0	0	0	0	0	0	1	0	0	8	1	0
3/7 UC DAVIS *	2	0	0	0	0	0	0	2	0	0	0	0	0	1	5	3	0
3/9 EASTERN MICHIGAN *	3	0	0	1	0	0	0	0	0	0	0	0	1	0	7	1	0
3/10 EASTERN MICHIGAN *	3	2	2	1	1	0	0	1	0	0	1	0	1	5	0	1	
3/11 EASTERN MICHIGAN *	3	2	2	1	0	0	0	1	0	0	1	0	0	6	1	1	
3/13 Rice *	4	0	1	0	0	0	0	0	0	0	0	0	0	1	3	0	0
3/14 Rice *	4	0	1	2	0	0	0	1	0	0	0	0	0	1	8	2	1
3/16 WASHINGTON STATE *	2	0	1	0	0	0	0	2	0	0	0	0	0	1	4	1	0
3/17 WASHINGTON STATE-1 *	4	1	2	1	0	0	0	1	0	0	0	0	0	2	6	1	0
3/17 WASHINGTON STATE-2 *	4	1	0	0	0	0	0	0	0	0	0	0	0	3	1	0	
3/20 NEW MEXICO STATE *	3	0	1	1	0	0	0	1	0	0	0	0	0	1	10	2	0
3/21 NEW MEXICO STATE *	3	1	0	0	0	0	0	0	0	0	0	0	0	0	4	0	0
3/23 Oregon State *	2	1	0	0	0	0	0	2	0	0	0	0	0	0	9	1	0
3/24 Oregon State *	4	2	2	1	0	0	1	0	0	0	0	0	0	1	1	3	0
3/25 Oregon State *	3	0	0	1	0	0	0	0	0	0	0	0	1	2	8	1	0
3/30 STANFORD *	4	0	1	0	0	0	0	0	0	0	0	0	0	1	10	2	0
3/31 STANFORD *	3	0	1	0	0	0	0	0	0	0	0	1	0	2	6	1	0
4/1 STANFORD *	2	1	0	0	0	0	0	1	0	0	1	0	0	5	0	0	
4/4 Utah Valley	1	0	0	0	0	0	0	0	0	0	0	0	0	1	0	0	0
4/5 Utah *	5	1	2	0	1	0	0	0	0	0	0	0	0	3	4	0	0
4/6 Utah *	3	0	2	1	1	0	0	0	0	0	0	1	0	1	6	1	2
4/7 Utah *	5	2	3	2	0	1	0	0	0	0	0	0	0	1	9	1	1
4/13 UCLA *	3	0	1	1	1	0	0	0	0	0	0	0	1	0	2	0	0
4/14 UCLA *	4	0	0	0	0	0	0	0	0	0	0	0	0	0	5	0	1
4/15 UCLA *	2	1	0	0	0	0	0	1	0	0	0	0	0	1	4	1	0
4/17 Arizona State *	4	1	1	0	1	0	0	1	0	0	0	0	0	3	6	1	1
4/20 Washington *	5	1	0	0	0	0	0	0	0	0	0	0	0	1	5	0	1
4/21 Washington *	4	0	1	1	0	0	0	0	0	0	0	0	0	0	7	0	0
4/22 Washington *	4	1	1	0	1	0	0	1	0	0	1	0	0	11	1	0	
4/27 EAST TENNESSEE STATE *	6	1	3	4	0	0	0	0	0	0	0	0	0	2	10	2	0
4/28 EAST TENNESSEE STATE *	4	0	0	0	0	0	0	0	0	0	0	0	0	2	10	1	0
4/29 EAST TENNESSEE STATE *	2	1	2	3	0	0	0	0	0	0	0	0	2	0	6	0	0
5/4 OREGON *	4	0	1	1	0	0	0	0	0	0	0	0	0	2	5	2	0
5/5 OREGON *	2	1	1	2	0	0	0	2	0	0	1	0	0	0	6	0	0
5/6 OREGON *	3	0	0	0	0	0	0	0	0	0	0	0	0	1	6	1	0
5/11 California *	3	0	0	0	0	0	0	0	0	0	0	1	0	1	7	2	1
5/12 California *	4	0	1	0	0	0	0	0	0	0	0	0	0	0	9	0	0
5/13 California *	5	0	1	0	0	0	0	0	0	0	0	0	0	2	4	1	0
5/16 Arizona State *	3	2	2	0	0	0	2	1	0	0	0	0	0	0	9	0	0
5/18 USC *	4	0	2	0	0	0	0	1	0	0	0	0	0	0	5	2	0
5/19 USC *	4	1	1	0	0	0	0	0	0	0	0	0	0	1	6	2	0
5/20 USC *	4	0	0	0	0	0	0	0	0	0	0	0	0	2	6	0	0
5/25 ARIZONA STATE *	3	0	0	0	0	0	0	0	0	0	0	0	0	2	1	1	0
5/26 ARIZONA STATE *	3	3	2	1	2	0	0	1	0	0	0	0	0	0	7	1	1
5/27 ARIZONA STATE *	3	2	2	0	0	0	0	2	0	0	0	0	0	0	7	1	0
6/1 MISSOURI *	3	1	1	1	0	0	0	0	0	1	0	1	1	7	0	0	
6/2 LOUISVILLE *	4	2	1	1	0	0	0	0	0	1	0	0	0	1	6	1	1
6/3 LOUISVILLE *	4	4	4	1	0	0	0	1	0	0	0	0	0	0	6	1	0
6/8 ST. JOHN'S *	4	0	0	0	0	0	0	1	0	0	0	0	0	0	5	0	0
6/9 ST. JOHN'S *	4	0	1	1	0	0	0	0	0	0	1	0	1	2	0	0	
6/15 Florida State *	5	1	3	0	0	0	0	0	0	0	0	0	0	1	12	1	0
6/17 UCLA *	2	0	1	0	0	0	0	1	0	0	0	0	0	0	4	0	0
6/21 Florida State *	3	0	0	0	0	0	0	1	0	1	0	0	0	1	4	1	0
6/24 South Carolina *	4	0	3	0	0	0	0	0	0	0	0	0	0	1	3	0	0
6/25 South Carolina *	3	0	0	0	0	0	0	0	0	0	1	0	2	6	0	1	
TOTALS	GS	AB	R	H	RBI	2B	3B	HR	BB	SB	HBP	SAC	SF	K	PO	A	E
Totals	62	219	40	66	38	10	2	1	32	2	3	11	8	53	406	63	14

TYLER PARMENTER

#24



Sophomore • 6-2 • 188

Bats/Throws: R/R

Yuma, Ariz.

Cibola HS

OUTFIELDER

Arizona 2012: A righted-handed bat off the bench ... Appeared in four games and made one start at designated hitter ... Finished season with two hits in five at bats (.400) ... Hitless in pinch-hit at bat against Louisville in the Tucson Regional (6/2) ... Entered as a pinch-hitter and remained in game as designated hitter, going 2-for-2 against East Tennessee State (4/29) ... Was inserted as a pinch hitter but did not record an official plate appearance after a pitching change by Rice (3/14) ... Went 0-for-2 in first career start as designated hitter in second game of double-header against Auburn (2/25).

2011 Draft: Selected by the Tampa Bay Rays with the 480th overall pick in the 15th round of the 2011 MLB First-Year Player Draft.

High School: Played two seasons at Cibola High School in Yuma, Ariz., for coach Duane Evans ... Wrapped up career with a .500 batting average, four home runs, 13 doubles and 29 RBI ... Had a three to one walk to strikeout ratio and scored 34 runs ... Selected 5A-II First Team All-State by the Arizona Baseball Coaches Association ... Played in 5A-II All-Star game in Surprise following senior season ... Named a Rawlings West All-Region First Team Selection ... An honorable mention all-state selection by Arizona Republic ... A top-25 prospect in state of Arizona by Perfectgame.org.

Personal: Born in Laguna Hills, Calif., ... Graduated from Cibola High School in Yuma, Ariz., in 2011 ... Son of Scott and Zelda Parmenter ... Is enrolled in the College of Social and Behavioral Sciences with a major in Public Management and Policy ... Future aspirations to be an FBI agent ... Hobbies include racket ball, video games and working out ... Favorite professional sports team is the New Orleans Saints ... Favorite professional major league player is Derek Jeter, but also considers himself a Boston Red Sox fan ... Rooms with teammates Trent Gilbert, Xavier Borde and Mathew Troupe.

Tyler Parmenter's Career Game Highs

Hits: 2, East Tennessee State, Apr 29, 2012

Total bases: 2, East Tennessee State, Apr 29, 2012

Struck out: 1, Auburn, Feb 25, 2012

At bats: 2, East Tennessee State, Apr 29, 2012 ; Auburn, Feb 25, 2012

Tyler Parmenter's
2012 Game-by-Game Stats

Date	Opponent	GS	AB	R	H	RBI	2B	3B	HR	BB	SB	HBP	SAC	SF	K	PO	A	E
2/25	AUBURN-2	*	2	0	0	0	0	0	0	0	0	0	0	0	1	0	0	0
3/14	Rice		0	0	0	0	0	0	0	0	0	0	0	0	0	0	0	0
4/29	EAST TENNESSEE STATE		2	0	2	0	0	0	0	0	0	0	0	0	0	0	0	0
6/2	LOUISVILLE		1	0	0	0	0	0	0	0	0	0	0	0	0	0	0	0
TOTALS		GS	AB	R	H	RBI	2B	3B	HR	BB	SB	HBP	SAC	SF	K	PO	A	E
			1	5	0	2	0	0	0	0	0	0	0	0	1	0	0	0

Tyler Parmenter's Career Statistics

Year	Avg	GP	GS	AB	R	H	2B	3B	HR	RBI	TB	SLG%	BB	HBP	SO	OB%	SB	ATT	A	E
2012	.400	4	1	5	0	2	0	0	0	0	2	0.4	0	0	1	0.4	0	0	0	0
TOTAL	.400	4	1	5	0	2	0	0	0	0	2	0.4	0	0	1	0.4	0	0	0	0

MATHEW TROUPE

#44



Sophomore • 6-2 • 195
Bats/Throws: R/R
Northridge, Calif.
Chaminade College Prep

PITCHER

Arizona 2012: Emerged as the team's closer throughout much of true freshman season ... Pitched in 24 games with a 6-1 record and a 3.47 ERA with a team-leading six saves ... Made one mid-week start ... Led all UA relievers with 44 strikeouts over 36.1 innings pitched ... Allowed just one earned run over final 13.2 innings pitched (0.66 ERA), including no earned runs allowed in 4.2 innings pitched over three post-season appearances ... Earned two victories at the College World Series ... Pitched 1.1 innings with no runs allowed and two strikeouts to earn the win in 4-1 victory over South Carolina in second game of championship series to clinch national title (6/25) ... Tossed the final 2.2 innings to earn a victory in 4-3, 12-inning affair against Florida State in opening game of College World Series. Allowed just one base runner and struck out three (6/15) ... Pitched 0.2 innings to earn the win in an 8-7, 10-inning victory over St. John's in Game 1 of the Tucson Super Regional (6/8) ... Gave up one run on a hit and two walks in 1.1 innings against Arizona State in regular season finale (5/27) ... Threw 2.2 scoreless innings with three strikeouts in victory at USC (5/20) ... Made first career start in non-conference mid-week tilt at Arizona State (5/16). Pitched five scoreless innings with a career-high six strikeouts to earn the win ... Gave up a run on a hit and a walk in 0.1 innings against Oregon (5/4) ... Allowed a run on two hits and a walk with a strikeout in 1.0 innings of work against East Tennessee State (4/29) ... Surrendered two runs on a hit and a walk in relief outing at Washington (4/22) ... Suffered first career loss with four earned runs allowed on two hits and two walks in appearance at Arizona State (4/17) ... Pitched 3.0 strong innings with just one unearned run allowed and two strikeouts against UCLA (4/15) ... Picked up sixth save of season with 2.1 shutout innings and three strikeouts at Utah (4/7) ... Pitched in all three games of first Pac-12 road series at Oregon State (3/23-25). Collected a strikeout and a walk in 0.1 innings of series opener. Earned fourth save of season next day with a strikeout in 1.0 shutout innings to close game. Followed that up with fifth save next day in 1.1 scoreless innings with three strikeouts in 7-5, series-clinching victory ... Pitched in both games of double-header sweep against Washington State (3/17). Registered third save of season in 1.0 scoreless innings of 8-7 win in first game. Gave up one run on a hit with a strikeout in 0.2 innings of second game ... Gave up two earned runs on two hits and three walks, but also struck out four, including three in the bottom of the ninth inning, to earn second career save at Rice (3/14) ... Allowed two runs on two hits and a walk, but struck out three in 1.2 innings of relief to earn pitching win against Eastern Michigan (3/11) ... Struck out two and gave up one unearned run in 2.0 innings against UC Davis (3/7) to earn first collegiate pitching victory ... Recorded a pair of strikeouts and allowed one hit in 1.0 innings against Harvard (3/4) ... Earned first career save in 1.1 scoreless innings with two strikeouts against Harvard (3/3) ... Turned in 2.0 scoreless innings with two strikeouts and four hits allowed against Auburn (2/24) ... Made collegiate debut with 1.2 scoreless innings and two strikeouts in no decision against Utah Valley (2/21).

Draft: Selected by the New York Yankees with the 539th overall pick in the 16th round of the 2011 MLB First-Year Player Draft.

High School: Earned varsity letters at Chaminade College Prep under coach Frank Mutz ... A talented all-around baseball player that was at one time a prospect as a catcher ... Emerged as a top pitcher late in high school career ... Registered a 5-2 record and a 1.00 ERA as a senior at Chaminade ... Struck out 91, allowed just 19 walks and limited opponents to a .157 batting average as a senior ... Hit .358 with a home run and nine doubles as a senior ... Racked up five double-digit strikeout performances ... Tallied 20 strikeouts in nine innings pitched over two games in same week as a senior

... Earned 2011 Rawlings Second Team All-American recognition ... Named a Perfect Game Underclass Honorable Mention honoree in 2009 and 2010 ... All-CIF Division 2 Second Team in 2011 ... Named to First Team All-Mission League in 2011 ... Named to the All-Daily News Preseason team entering senior campaign ... Began high school career at Granada Hills as a freshman ... Burst onto scene with a four-hit shutout as freshman at Dodger Stadium in City Selection Invitational ... Recognized as LA Daily News Newcomer of the Year in 2008.

Personal: Born in Glendale, Calif. ... Graduated from Chaminade College Preparatory in West Hills, Calif., in 2011 ... Son of Mark and Lyndy Troupe ... Has one younger sister, Christina, a freshman volleyball player at Chaminade College Prep ... Is enrolled in the Eller College of Management as a pre-business major ... Earned recognition on school honor rolls all four years ... Began high school at Granada Hills ... Outside of baseball, enjoys video games and wakeboarding ... Favorite professional sports teams include the San Francisco 49ers, Los Angeles Dodgers, Los Angeles Lakers and the Los Angeles Kings ... Future career aspirations include becoming a CEO of a Fortune 500 company ... Rooms with teammates Xavier Borde, Tyler Parmenter and Trent Gilbert.

Mathew Troupe's Career Game Highs

Innings pitched: 5.0, at Arizona State, May 16, 2012
Walks allowed: 3, at Rice, Mar 14, 2012; at Arizona State, May 16, 2012
Strikeouts: 6, at Arizona State, May 16, 2012
Batters faced: 20, at Arizona State, May 16, 2012
Field chances: 2, UCLA, Apr 15, 2012; vs Florida State, Jun 15, 2012
Putouts: 1, UCLA, Apr 15, 2012
Assists: 2, vs Florida State, Jun 15, 2012
Runners CS: 1, vs Florida State, Jun 15, 2012; UC Davis, Mar 7, 2012

Mathew Troupe's

2012 Game-by-Game Stats

Date	Opponent	GS	IP	H	R	ER	BB	SO	2B	3B	HR	WP	BK	HBP	IBB	W	L	SV
2/21	UTAH VALLEY	1.2	1	0	0	0	2	0	1	0	0	0	0	0	0	0	0	0
2/24	AUBURN	2.0	4	0	0	0	2	0	0	0	0	0	0	0	0	0	0	0
3/3	HARVARD	1.1	1	0	0	0	2	0	0	0	0	0	0	0	0	0	0	1
3/4	HARVARD	1.0	1	0	0	0	2	0	0	0	0	0	0	0	0	0	0	1
3/7	UC DAVIS	2.0	1	1	0	0	2	1	0	0	0	0	1	0	1	0	1	1
3/11	EASTERN MICHIGAN	1.2	2	2	2	1	3	2	0	0	0	0	0	0	0	2	0	1
3/14	Rice	2.0	2	2	2	3	4	1	0	0	0	0	0	0	0	2	0	2
3/17	WASHINGTON STATE-1	1.0	1	0	0	0	1	0	0	0	0	0	0	0	0	2	0	3
3/17	WASHINGTON STATE-2	0.2	1	1	1	0	1	1	0	0	1	0	0	0	0	2	0	3
3/23	Oregon State	0.1	1	0	0	1	1	0	0	0	0	0	0	0	1	2	0	3
3/24	Oregon State	1.0	1	0	0	0	1	1	0	0	0	0	0	0	0	2	0	4
3/25	Oregon State	1.1	0	0	0	1	3	0	0	0	0	1	0	0	0	2	0	5
4/7	Utah	2.1	2	0	0	1	3	0	0	0	1	0	0	0	0	2	0	6
4/15	UCLA	3.0	3	1	0	1	2	1	0	0	1	0	0	0	0	2	0	6
4/17	Arizona State	0.0	2	4	4	2	0	1	0	0	0	0	1	0	2	1	6	6
4/22	Washington	0.0	1	2	2	1	0	1	0	0	0	0	0	0	0	2	1	6
4/29	EAST TENNESSEE STATE	1.0	2	1	1	0	1	0	0	0	0	0	0	0	1	0	2	1
5/4	OREGON	0.1	1	1	1	1	0	0	0	0	1	0	0	0	0	2	1	6
5/16	Arizona State	* 5.0	2	0	0	3	6	0	1	0	0	0	0	0	0	3	1	6
5/20	USC	2.2	3	0	0	0	3	0	0	0	0	0	0	1	0	3	1	6
5/27	ARIZONA STATE	1.1	3	1	1	2	0	0	0	0	0	0	0	0	0	3	1	6
6/8	ST. JOHN'S	0.2	1	0	0	0	0	0	0	0	0	0	0	0	0	4	1	6
6/15	Florida State	2.2	1	0	0	0	3	0	0	0	1	0	1	0	1	0	5	1
6/25	South Carolina	1.1	1	0	0	2	2	0	0	0	0	0	0	0	0	6	1	6
TOTALS		GS	IP	H	R	ER	BB	SO	2B	3B	HR	WP	BK	HBP	IBB	W	L	SV
		1	36.1	38	16	14	19	44	9	2	1	5	0	5	1	6	1	6

Mathew Troupe's Career Statistics

Year	ERA	W	L	App	GS	CG	SHO	CBO	SV	IP	H	R	ER	BB	SO	2B	3B	HR	B/Avg	WP	HBP
2012	3.47	6	1	24	1	0	0	0	6	36.1	38	16	14	19	44	9	2	1	0.271	5	5
TOTAL	3.47	6	1	24	1	0	0	0	6	36.1	38	16	14	19	44	9	2	1	0.271	5	5

KONNER WADE

#48



Junior • 6-3 • 190
Bats/Throws: L/R
Scottsdale, Ariz.
Chaparral HS

PITCHER

Honors/Awards

2013 Louisville Slugger Preseason All-American (2nd team)
2012 College World Series All-Tournament Team
2012 Tucson Regional All-Tournament Team
Pac-12 Pitcher of the Week (4/2/2012)

Arizona 2012: Turned in a strong season as the team's No. 2 starter, posting an 11-3 record and a 3.96 earned run average with six complete games over 21 total appearances, including 19 starts ... Tossed 136.1 innings on the season, ranking second on the club and third in the nation ... Six complete games were second-most on the team and tied for ninth-most nationally ... Struck out 105 opponents (third-most in Pac-12) and limited opponents to a team-leading .237 batting average ... Finished the season on a spectacular postseason run, notching a perfect 4-0 record to go with a 1.29 earned run average while striking out 14 and walking just three in 35.0 innings over four starts in NCAA play. Tossed three complete games in those four starts, including two at the College World Series to earn recognition on the CWS All-Tournament team ... Impressive away from home all season, tallying a 4-1 record and a 2.91 earned run average in eight road/neutral games (seven starts) ... Earned his 11th win of the season and second at the CWS by allowing just one run over nine innings a complete game 5-1 victory over South Carolina in the first championship game (6/24) to become the first pitcher to throw two complete games in the same CWS since 2004. Yielded his only run allowed of the CWS in the sixth inning, snapping a string of 14.2 shutout innings in Omaha. That same inning, allowed his only walk at the CWS, which snapped a run of 31-consecutive innings without a walk issued ... Pitched Arizona into the winner's bracket at the CWS with a sensational complete game shutout of UCLA (6/17). In nine innings, scattered five hits and struck out four without allowing a walk. Became the first pitcher to toss a complete game shutout without a walk at the CWS since 1972 ... Pitched Arizona to a Super Regional championship and a berth in the College World Series behind a complete game six-hitter against St. John's at Hi Corbett Field (6/9). Struck out two and did not issue a walk against the Red Storm as he allowed four runs, but just two were earned ... Tossed eight-plus strong innings in 16-4 victory over Louisville in second game of Tucson Regional (6/2). Scattered 10 hits and walked two but strike out five in first postseason start of season as he allowed four runs – two earned ... Surrendered six runs on seven hits in three-plus innings to suffer third loss of season against Arizona State (5/26) ... Took the loss after allowing six runs on eight hits in the sixth inning at USC (5/19). Had carried a no-hitter into the inning ... Pitched a complete game three-hitter and worked around four walks with seven strikeouts in 4-1 win at California (5/12) to secure a series win for Wildcats ... Did not factor into decision after giving up six runs on nine hits in four-plus innings against Oregon (5/5) ... Earned sixth win of season thanks to seven strikeouts and just three runs allowed in 7.1 innings against East Tennessee State (4/28) ... Tossed a complete game with seven strikeouts and scattered six hits and one walk in 4-1 win at Washington (4/21) ... Suffered first career loss after being charged for six runs – five earned – on 10 hits and one walk in three-plus innings against UCLA (4/14) ... Did not factor into decision after giving up five runs on seven hits with six strikeouts at Utah (4/6) ... Pitched first career complete game by giving up just three hits to go with seven strikeouts and just two runs allowed – one earned – in 4-2 win over then-No. 2 Stanford (3/31) ... Did not factor into decision despite a strong 7.2 innings pitched with just three runs allowed at Oregon State (3/24) ... Surrendered four walks and four runs in one-plus innings out of the bullpen in mid-week game against New Mexico State (3/21) ... Gave up six runs – three earned – on seven hits in 6.1 innings in no-decision effort in first game of double-header against Washington State (3/17) ... Retired all nine batters faced with three strikeouts in first relief appearance of season at Rice (3/14) ... Earned third win of season against Eastern Michigan (3/10). Allowed seven runs – six earned – on nine hits and three walks to go with three strikeouts ... Earned second win of season and struck out 10 batters for third-straight start in 7.2 innings against Harvard (3/3).

Allowed one unearned run, walked three and walked five ... Picked up first win of season thanks to 10 strikeouts and one earned run allowed in 6.2 innings of work against Auburn in first game of double-header (2/25) ... Did not factor into decision despite 7.1 strong innings and a career-high 13 strikeouts against North Dakota State in first start of season (2/18). Allowed two runs on two hits with two walks in game.

Arizona 2011: Made 17 total appearances, including eight starts ... Earned a starting spot in the weekend rotation in late April and never looked back ... Established a new school freshman record for lowest earned run average (3.21) ... Set new school record with 1.000 winning percentage (3-0) for freshman pitchers with at least 60 innings thrown ... In six games in regular starting rotation, posted a 2-0 record with a 2.94 ERA in 33.2 innings. Struck out 13 and issued just seven walks ... Improved to 3-0 on season with sensational performance against Seton Hall in an elimination game at the College Station Regional (6/5). Tossed 7.0 scoreless innings, scattered three hits and registered a pair of strikeouts ... Did not factor into decision after allowing two runs on eight hits over 4.0 innings against Washington (5/29) ... No decision despite shutting out Stanford over 6.1 innings of work. Scattered seven hits, struck out two and walked one ... Allowed four runs on five hits with two strikeouts in no decision at Washington State (5/16) ... Moved to 2-0 and earned first career win as a starting pitcher in 7.0 innings against Alcorn State (5/8). Allowed a run on four hits with three strikeouts ... Made first start in weekend rotation against USC (4/30). Tossed 4.1 innings, gave up four runs on seven hits and walked one in no-decision effort ... Strong performance in long relief at Oregon (4/23) led to eventual move to starting rotation. Scattered five hits and allowed just two runs in 3.2 innings of work, marking long relief outing of career ... Retired both batters faced in relief appearance at UCLA (4/17) ... Gave up three runs on three hits and struck out two in 3.0 innings of relief in second game of double-header against California (4/10) ... Surrendered a hit and three walks in 2.1 innings of relief against Oregon State (4/3), but did not allow a run ... Made second career start and lasted 4.1 innings at New Mexico. Gave up two runs – one earned – on six hits and two walks, but had two strikeouts in no-decision outing ... Threw 2.2 scoreless innings of relief with one hit allowed and two strikeouts at Wichita State (3/15) ... Made first career start but did not factor into decision at UNLV (3/9). Tossed 6.0 shutout innings with two scattered hits, one walk and established a career-high seven strikeouts ... Earned first career victory out the bullpen in 6-5 victory over Utah Valley (3/4). Walked two but did not allow a run in full inning of relief ... Gave up three runs on one hit and two walks in 3.0 innings of relief against Rice (3/1) ... Collected two strikeouts in 1.0 inning of work out of bullpen in collegiate debut against North Dakota State (2/20).

Draft: Drafted by the Arizona Diamondbacks in the 35th Round of the 2010 Major League Baseball First-Year Player Draft.

High School: Graduated from Chaparral High School in Scottsdale, Ariz., in 2010 ... Earned varsity letters for coach Jerry Dawson ... As a senior, posted a 6-4 record and one save with a 3.46 ERA ... Tallied 50 strikeouts in 58 innings pitched ... Hit .298 with seven doubles and two home runs and scored 21 runs ... Named second team All-State by the Arizona Republic as a senior ... Was named first team 4A-I Desert Sky region ... Prior to senior year, was named to the Rawlings/Perfect Game Preseason West Region All-High School second team ... As a junior, collected a 3-3 record and struck out 21 batters against three walks in 22 innings ...

Personal: Born in 1991 in Phoenix, Ariz., ... Son of Bob and Gayla Wade ... Has one older sister, Kendall, and one older brother, Kyle ... Is enrolled in the College of Letters, Arts and Sciences as a Sports and Society major ... Hobbies include fishing and spelunking ... Would like to own a fishing boat in the future ... Favorite professional sports teams include the Arizona Diamondbacks, Phoenix Suns and Arizona Cardinals.

Konner Wade's Career Game Highs

Innings pitched: 9.0, 6 times
Walks allowed: 5, Harvard, Mar 3, 2012
Strikeouts: 13, North Dakota State, Feb 18, 2012
Batters faced: 37, at Louisville, Jun 02, 2012
Field chances: 4, at Washington, Apr 21, 2012
Putouts: 3, at Washington, Apr 21, 2012
Assists: 2, 5 times
Runners CS: 2, Auburn, Feb 25, 2012

Konner Wade's Career Statistics

Year	ERA	W	L	App	GS	CG	SHO	CBO	SV	IP	H	R	ER	BB	SO	2B	3B	HR	B/Avg	WP	HBP
2011	3.21	3	0	17	8	0	0	1	0	61.2	56	23	22	19	28	10	1	3	0.251	4	5
2012	3.96	11	3	21	19	6	1	0	0	136.1	121	72	60	37	105	19	5	4	0.237	1	24
TOTAL	3.73	14	3	38	27	6	1	1	0	198.0	177	95	82	56	133	29	6	7	0.241	5	29

Koner Wade's 2012 Game-by-Game Stats

Date	Opponent	GS	IP	H	R	ER	BB	SO	2B	3B	HR	WP	BK	HBP	IBB	W	L	SV
2/18	NORTH DAKOTA STATE *	7.1	2	2	2	2	13	0	0	1	0	2	1	0	0	0	0	0
2/25	AUBURN-1	* 6.2	7	2	1	3	10	1	0	0	0	0	1	0	1	0	0	0
3/3	HARVARD	* 7.2	3	1	0	5	10	0	0	0	0	0	2	0	2	0	0	0
3/10	EASTERN MICHIGAN	* 5.1	9	7	6	3	3	1	2	0	0	0	0	0	3	0	0	0
3/14	Rice	3.0	0	0	0	0	3	0	0	0	0	0	0	0	3	0	0	0
3/17	WASHINGTON STATE-1 *	6.1	7	6	3	1	4	1	0	0	0	0	3	0	3	0	0	0
3/21	NEW MEXICO STATE	1.0	0	4	4	4	1	0	0	0	1	0	2	0	3	0	0	0
3/24	Oregon State	* 7.2	7	3	3	4	1	3	1	0	0	0	1	0	3	0	0	0
3/31	STANFORD	* 9.0	3	2	1	1	7	1	0	0	0	0	1	0	4	0	0	0
4/6	Utah	* 6.2	7	5	5	1	6	1	0	1	0	0	1	0	4	0	0	0
4/14	UCLA	* 3.0	10	6	5	1	1	0	0	0	0	0	1	0	4	1	0	0
4/21	Washington	* 9.0	6	1	1	1	7	0	0	0	0	0	0	0	5	1	0	0
4/28	EAST TENNESSEE STATE*	7.1	8	3	3	1	7	3	0	0	0	0	2	0	6	1	0	0
5/5	OREGON	* 4.0	9	6	6	1	4	0	2	1	0	0	1	0	6	1	0	0
5/12	California	* 9.0	3	1	1	4	7	1	0	1	0	1	2	0	7	1	0	0
5/19	USC	* 5.1	6	8	8	2	5	1	0	0	0	0	3	0	7	2	0	0
5/26	ARIZONA STATE	* 3.0	7	6	6	0	2	3	0	0	0	0	1	0	7	3	0	0
6/2	LOUISVILLE	* 8.0	10	4	2	2	5	0	0	0	0	0	2	0	8	3	0	0
6/9	ST. JOHN'S	* 9.0	6	4	2	0	2	2	0	0	0	0	0	0	9	3	0	0
6/17	UCLA	* 9.0	5	0	0	0	4	0	0	0	0	0	0	0	10	3	0	0
6/24	South Carolina	* 9.0	6	1	1	1	3	1	0	0	0	0	0	0	11	3	0	0
TOTALS		GS	IP	H	R	ER	BB	SO	2B	3B	HR	WP	BK	HBP	IBB	W	L	SV
		19	136.1	121	72	60	37	105	19	5	4	1	3	24	0	11	3	0

Koner Wade's 2011 Game-by-Game Stats

Date	Opponent	GS	IP	H	R	ER	BB	SO	2B	3B	HR	WP	BK	HBP	IBB	W	L	SV
2/20	NORTH DAKOTA STATE	1	0	0	0	0	2	0	0	0	0	0	0	0	0	0	0	0
3/1	RICE	3	1	3	3	2	0	0	0	0	0	0	0	0	0	0	0	0
3/4	UTAH VALLEY	1	0	0	0	2	0	0	0	0	0	0	0	0	0	1	0	0
3/9	UNLV	* 6	2	0	0	1	7	0	0	0	0	0	0	0	0	1	0	0
3/15	Wichita State	2.2	2	0	0	2	1	1	0	0	0	0	0	0	0	1	0	0
3/21	SAN FRANCISCO	0.1	2	2	2	0	0	1	1	0	0	0	0	0	0	1	0	0
3/29	NEW MEXICO	* 4.1	6	2	1	2	2	2	0	0	0	0	1	0	0	1	0	0
4/3	OREGON STATE	2.1	1	0	0	3	0	0	0	0	0	1	0	0	0	1	0	0
4/10	CALIFORNIA-2	3	3	3	3	0	2	0	0	0	0	0	0	0	0	1	0	0
4/17	UCLA	0.2	0	0	0	0	0	0	0	0	0	0	0	0	0	1	0	0
4/23	Oregon	3.2	5	2	2	0	1	0	0	1	1	1	1	1	1	0	1	0
4/30	USC	* 4.1	7	4	4	1	0	2	0	0	0	0	1	1	0	1	0	0
5/8	ALCORN STATE	* 7	4	1	1	2	3	2	0	0	0	1	1	2	0	2	0	0
5/16	Washington State	* 5	5	4	4	0	2	2	0	1	0	0	0	0	0	2	0	0
5/22	Stanford	* 6.1	7	0	0	1	2	0	0	0	0	0	0	0	0	2	0	0
5/29	WASHINGTON	* 4	8	2	2	0	4	0	0	1	1	0	0	0	0	2	0	0
6/5	Seton Hall	* 7	3	0	0	3	2	0	0	0	0	0	0	0	1	0	3	0
TOTALS		GS	IP	H	R	ER	BB	SO	2B	3B	HR	WP	BK	HBP	IBB	W	L	SV
		8	61.2	56	23	22	19	28	10	1	3	4	4	5	0	3	0	0



NATHAN BANNISTER

#35

**Freshman • 6-3 • 225****Bats/Throws: R/R****Peoria, Ariz.****Liberty HS****PITCHER**

High School: Earned varsity letters under the guidance of coach Mark Ernster at Liberty High School in Peoria, Ariz., ... Named the 2012 Arizona Republic Big Schools Player of the Year ... Recognized on the USA Today All-USA Baseball Second Team as a senior ... A 4A Skyline All-Region selection ... Led team to a state-runner up finish after tossing a complete game shutout with 10 strikeouts in semifinal ... Set an Arizona high school record with 55 career doubles as a hitter ... Finished senior season with 104 strikeouts in 74.2 innings pitched and a 1.88 earn run average ... Also played third base and hit .454 on the season with 35 runs batted in ... Threw a perfect game against Copper Canyon in May of senior year ... Selected to play in the 2012 Heartland Baseball Classic

... Posted a 10-3 record with a 2.74 earned run average and 73 strikeouts as a junior ... Also hit .468 ... Named 4A All-State honorable mention by the Arizona Republic as a junior ... Helped school win state championship in 2010.

Personal: Graduated from Liberty High School in Peoria, Ariz., in 2012 ... Born in Phoenix, Ariz., in 1993 ... Son of Glenn and Janette Bannister ... Has one older brother, Matt ... Father played golf at Weber State University ... Hobbies include playing golf and ping pong in spare time ... Is enrolled in the Eller College of Management as a pre-business major.

XAVIER BORDE

#49

**RS-Freshman • 6-2 • 213****Bats/Throws: L/L****Playa del Rey, Calif.****Loyola HS****PITCHER**

Arizona 2012: Redshirted.

High School: Earned varsity letters at Loyola High School under coach Brian Felton ... Pitched and played regularly in the lineup in each of last three seasons ... As a senior, registered a 4-6 record with a 3.35 ERA ... Had three complete games and 62 strikeouts in 60.2 innings ... Offensively, hit .291 with 17 runs scored and 18 RBI ... Had five home runs and five stolen bases ... As a junior, had a 1-1 record with a 4.98 ERA in 19.2 innings pitched ... Batted .290 with 18 runs, 20 RBI and two homers ... As a sophomore, posted a 1-1 record with two saves and a 2.17 ERA in 19.1 innings ... Hit .298 with 12 runs scored in 2009.

Personal: Born in Detroit, Mich. ... Graduated from Loyola High School in 2011 ... Son of Mona and Emile Borge ... Has one older brother, Elijah ... A vegetarian ... Outside of baseball, enjoys cooking ... Is enrolled in the College of Social and Behavioral Sciences with a major in sociology ... Favorite professional sports team is the Los Angeles Lakers ... Has career aspirations in business ... Rooms with teammates Trent Gilbert and Tyler Parmenter.

SAM BROWN

#11

**Freshman • 5-11 • 183****Bats/Throws: L/L****Mill Creek, Wash.****Jackson HS****OUTFIELDER**

High School: Earned varsity letters under the guidance of coach Kirk Nicholson at Henry M. Jackson High School in Mill Creek, Wash., ... A three-sport star at the school, also excelling in basketball and football ... Played both outfield and pitcher on baseball team and was named a team captain during junior and senior seasons ... A First Team Class 4A All-State selection by the Washington State Baseball Coaches Association as a senior ... Hit .357, scored 21 runs, and stole 13 bases ... A Second Team Class 4A All-State selection as a pitcher by the Washington State Baseball Coaches Association as a junior ... Played in the 2011 Area Code Games ... Named first team all-league as a sophomore, junior and senior ... A first team all-league quarterback on the gridiron as a junior and senior ... A second team all-league selection in basketball his senior year.

Personal: Graduated from Henry M. Jackson High School in Mill Creek, Wash., in 2012 ... Born in Seattle, Wash., in 1993 ... Son Rob and Karen Brown ... Father played baseball at Central Washington University from 1983-85 ... Walsh-Platt Student-Athlete of the Year award winner at high school ... Hobbies include spending time with friends and family, being outdoors, and playing pickup football and basketball ... Is enrolled in the College of Letters, Arts and Sciences and has yet to declare a major.

KEVIN ELDER

#12



Freshman • 6-0 • 250
Bats/Throws: R/R
Burlington, Ill.
Burlington Central HS

PITCHER

High School: Earned varsity letters at Westminster Catholic High School (2009-11) before transferring to Burlington Central High School during senior year ... Was ruled ineligible to play at his new school because of the transfer, thus did not play high school ball his senior year ... Instead played in the Perfect Game USA Iowa Spring League while assisting high school team ... In his first three seasons at Westminster Catholic, posted a 22-6 record with 373 strikeouts in 217.2 innings pitched ... Named 2011 2A Illinois High School Baseball Coaches Association All State First Team ... Went 7-2 with a 1.81 earned run average and 132 strikeouts as a junior ... As a sophomore, helped lead school to Class 1A state championship with a 12-4 record and 149 strikeouts in 88

innings pitched ... Named 2010 1A Illinois High School Baseball Coaches Association All-State First Team.

Personal: Graduated from Burlington Central High School in Burlington, Ill., in 2012 ... Born in McAllen, Texas, in 1993 ... Son of James and Cheryl Elder ... Has three older brothers, including Brian, Sean and Aaron ... Hobbies include playing piano and spending time with friends and family ... Is enrolled in the College of Letters, Arts and Sciences and has yet to declare a major.

ZACH GIBBONS

#23



Freshman • 5-11 • 174
Bats/Throws: R/R
Scottsdale, Ariz.
Saguaro HS

OUTFIELDER

High School: Earned varsity letters under the guidance of coach Ryan Dyer at Saguaro High School in Scottsdale, Ariz., ... Played all four seasons on varsity as starting center-fielder and totaled 66 total stolen bases ... Helped school win the 2010 and 2011 state championship ... Named to the All-Arizona high school baseball team by the Arizona Republic ... Also honored as an All-Division II player in the state ... Voted team's most valuable player as a senior ... Hit .458 with 17 extra base hits, 31 runs batted in and 38 runs scored. Led team in batting average (.458), stolen bases (32) and hits (54) ... Also struck out 11 batters in 7.1 innings pitched ... As a junior, hit .411 with 17 stolen bases ... As a sophomore, hit .461 and scored 49 runs with 14 stolen bases.

Personal: Graduated from Saguaro High School in Scottsdale, Ariz., in 2012 ... Born in Scottsdale, Ariz., in 1993 ... Son of Mike and Jean Gibbons ... Hobbies include hunting, fishing and hanging out with friends ... Is enrolled in the College of Letters, Arts and Sciences and has yet to declare a major.

SCOTT KINGERY

#25



Freshman • 5-10 • 175
Bats/Throws: R/R
Phoenix, Ariz.
Mountain Pointe HS

INFIELDER/OUTFIELDER

High School: Earned varsity letters under the guidance of coach Brandon Buck at Mountain Pointe High School in Phoenix, Ariz. ... A First Team Louisville Slugger All-American ... Named a Second Team All-American by Baseball American as a senior ... Named to 2012 Arizona Republic All-Arizona baseball team ... A First Team All-Tribune selection by the East Valley Tribune ... Hit .485 with eight home runs, 36 runs batted in and 12 stolen bases while playing shortstop as a senior ... As a junior hit .495 with 10 home runs, 39 runs batted in and 11 doubles ... Named Arizona Republic Class 5A Honorable Mention selection as a junior.

Personal: Graduated from Mountain Pointe High School in Phoenix, Ariz., in 2012 ... Born in Phoenix, Ariz., in 1994 ... Son of Tom and Patti Kingery ... Has one older brother, Matt, and an identical twin brother, Sam, ... Played for Ahwatukee Little League at the 2006 Little League World Series ... A four-year honor roll student in high school ... Hobbies include playing Nintendo 64, working out and playing basketball ... Is enrolled in the Eller College of Management as a pre-business major.

RYAN KOZIOL

#3



Freshman • 6-3 • 170
Bats/Throws: L/R
Orland Park, Ill.
Providence Catholic HS

INFIELDER

High School: Earned varsity letter his senior season under the guidance of coach Mark Smith at Providence Catholic High school in New Lenox, Ill., after previously attending and earning letters at Brother Rice in nearby Oak Lawn, Ill., ... One of top 10 prospects in the state according to Prep Baseball Report ... Named to the Illinois All-State pre-season team by ESPNHS before senior season ... As a junior at Brother Rice, hit .431 with seven doubles, three home runs, 19 runs scored and 19 RBI ... Named to the All-Area team in 2011 by The Regional News ... As a sophomore at Brother Rice, hit .408 with 41 runs scored, while posting an 8-0 mark and a 2.52 ERA on the mound ... Invited to the 2011 USA Baseball 18U National Team Trials one year after impressing at the 2010 National Team Identification Series where he went 5-for-12 with three doubles

... Attended the Under Armour Preseason All-American Camp in 2010 ... Hit .318 and scored 21 runs playing on varsity as a freshman.

Personal: Graduated from Providence Catholic High School in New Lenox, Ill., in 2012 ... Born in Palos Park, Ill., in 1993 ... Son of Ed and Susan Koziol ... Has one older brother, Kevin ... Father played baseball at St. Xavier University and went on to play professionally in the Baltimore Orioles and Chicago White Sox organizations ... A four-year honor roll member and winner of school's Leadership Award in high school ... Hobbies include golfing and video games ... Is enrolled in the Eller College of Management as a pre-business major.

CODY MOFFETT

#37



Freshman • 6-4 • 205
Bats/Throws: L/L
Gilbert, Ariz.
Highland HS

PITCHER

High School: Earned four varsity letters under the guidance of coach Scott Cook at Highland High School (2009-2012) ... A Rawlings All-West Region First Team Selection in March 2012 ... Ranked as seventh best prospect in state of Arizona by PerfectGame.org ... Earned second team distinction by the Arizona Republic on its 2012 All-Division I team ... Named to the All-Tribune Second Team by the East Valley Tribune as a senior in 2012 ... Named to the Division I, Section II First Team by the Easy Valley Tribune ... As a junior, named an honorable mention selection on the Arizona Republic's All-5A team in 2011 ... Posted a 4-3 record with a 2.57 ERA and 52 strikeouts in 49.0 innings pitched as a sophomore ... Named second team All-Fiesta Region in 2010 ... Attended UA prospect games in 2010 ... Played for Arizona Junior Sunbelt Team as only sopho-

more selected in 2010 ... Named to the honorable mention All-Fiesta Region team as a freshman in 2009 after posting a 3-1 record with 35 strikeouts in 45.1 innings pitched.

Personal: Graduated from Highland high School in Gilbert, Ariz., in 2012 ... Born in Gilbert, Ariz., in 1993 ... Son of Jeff and Linda Moffett ... Has one younger sister, Cheyenne ... Hobbies include playing Xbox and doing homework ... Is currently enrolled in the College of Letters, Arts and Sciences and plans to major in chemical engineering.

KEVIN NEWMAN

#2



Freshman • 6-1 • 175
Bats/Throws: R/R
Poway, Calif.
Poway HS

INFIELDER

High School: Earned varsity letter his senior season under the guidance of coach Bob Parry at Poway High School in Poway, Calif. ... Named First Team All-Palomar League and was a Second Team All-CIF selection as a senior ... Named team's Most Valuable Player as a senior ... Winner of the Silver Bat Award ... Hit .374 with nine doubles, two homers, 20 runs scored, 15 runs batted in and 17 stolen bases as a senior ... Also named First Team All-Palomar League in 2011 ... As a junior, hit .403 with seven doubles, five home runs, 35 runs scored, 22 runs batted in and 14 stolen bases ... Also played basketball in high school.

Personal: Graduated from Poway High School in Poway, Calif., in 2012 ... Born in Poway, Calif., in 1993 ... Son of John and Elizabeth Newman ... Has two older sisters, Regan and Fallon ... Father, John, and sister, Regan, both played tennis at Northern Arizona University, while sister, Fallon, played tennis at San Diego State University ... Hobbies include playing ping pong ... Chose to attend Arizona in part because of the school's business program ... Is enrolled in the Eller College of Management as a pre-business major.

SAM PARRIS

#5



Junior • 6-5 • 225
Bats/Throws: R/R
Lake Stevens, Wash.
Lake Stevens HS/Edmonds CC

INFIELDER

Junior College: Attended Edmonds Community College in Lynnwood, Wash., and played baseball under the guidance of coach Brad Ditter for the 2011 and 2012 seasons ... Named First Team NAACC Northern Conference as a sophomore ... Hit .362 with 11 doubles and four home runs ... As a freshman, hit .258 with a pair of home runs and 16 runs batted in.

High School: Earned varsity letters under the guidance of coach Roger Anderson at Lake Stevens High School in Lake Stevens, Wash., ... First Team All-State first baseman as a senior ... Named First Team All-Wesco in 2010 ... An honorable mention All-Wesco selection in 2009 ... Also played basketball during his school career.

Personal: Graduated from Lake Stevens High School in Lake Stevens, Wash., in 2010 ... Born in Kirkland, Wash., in 1991 ... Son of Scott and Deborah Parris ... Does not have any siblings ... Hobbies include basketball, wake boarding, riding bikes, spending time with family and playing with his dogs ... Used to ride BMX and likes to golf ... A member of high school honor roll every year and finished with a 3.7 grade point average ... First member of his family to play college sports ... Is enrolled in the College of Letters, Arts and Sciences with a major in Sports and Society.

CODY RAMER

#13



Freshman • 5-10 • 174
Bats/Throws: L/R
Simi Valley, Calif.
Simi Valley HS

INFIELDER/OUTFIELDER

High School: Earned varsity letters under the guidance of coach Matt La Belle at Simi Valley High School in Simi Valley, Calif. ... School's all-time leader in varsity games played ... Racked up a batting .390 batting average as a senior with 27 runs scored and 17 stolen bases ... Named first team All-Marmonte League and first team All-Ventura County ... Earned recognition on the All-CIF Southern Section second team ... Also registered a 1.75 ERA on the mound with three saves in 2012 ... Named the Marmonte League Player of the Year as infielder and pitcher in 2011, as well as earning CIF Southern Section Division 1 first team honors ... Batted .470 with five home runs and 25 RBIs ... Earned first team all-league honors a sophomore in 2010, and also played in school's football team that season, garnering Special Teams Player of the Year recognition.

Personal: Graduated from Simi Valley High School in Simi Valley, Calif., in 2012 ... Born Simi Valley, Calif., in 1993 ... Son of Scott and Dawn Ramer ... Has two older sisters, Kari and Kristin, and one younger brother, Dillon ... Father played baseball at the University of La Verne (CA) ... Is currently enrolled in the College of Letters, Arts and Sciences and has yet to declare a major ... Hobbies include watching the television shows "Pawn Stars" and "Duck Dynasty", as well as playing "Zombies" ... A member of high school's honor roll in 2011 and 2012.

DAVID REAL

#21



Freshman • 6-0 • 201
Bats/Throws: R/R
Anthem, Ariz.
Boulder Creek HS

CATCHER

High School: Earned varsity letters under the guidance of coach Joe McDonald at Boulder Creek High School in New River, Ariz., just north of the Phoenix area ... Named to Division I All-Section First Team as a catcher as a senior ... Arizona Republic honorable mention All-Division I All-State team ... Hit .415 with 38 runs batted in and 33 runs scored as a senior to go with five doubles and four home runs ... As a junior, hit .380 with nine doubles and a pair of home runs. Scored 34 runs and drove in 34 runs ... Began high school career at Pinnacle High School in Phoenix, Ariz.

Personal: Graduated from Boulder Creek High School in 2012 ... Born in Milford, Conn., in 1994 ... Son of Hugo and Zenaida Real ... Has two older brothers ... A high school honors student all four years ... Hobbies include hanging out with friends and family, and always having fun ... Is enrolled in the College of Letters, Arts and Sciences as a pre-business major ... Intends to major in business marketing.

JESSE SCHOLTENS

#27

**Freshman • 6-4 • 205****Bats/Throws: R/R****Fairfield, Calif.****Rodriguez HS****PITCHER**

High School: Earned varsity letters under the guidance of coach Jason Chatham at Rodriguez High School in Fairfield, Calif., ... Finished career with five no-hitters ... Led school to first-ever baseball title by winning Sac-Joaquin Division III state championship during his senior year. Struck out nine in a shutout in title game ... Named to Cal-Hi Sports Medium Schools All-State First Team ... All-Solano County Athletic Conference ... As a senior, posted a 7-1 record and a 1.21 earned run average with four shutouts and six complete games. Struck out 122 and walked just 22 ... As a junior, went 8-3 on the mound with a 1.47 ERA, 116 strikeouts and only 23 walks issued ... Had a 6-1 mark as a sophomore with a 0.31 earned run average. Struck out seven and walked just 15 ... Named to Cal-Hi Sports Medium Schools All-State Second Team as a sophomore.

Personal: Graduated from Rodriguez High School in Fairfield, Calif., in 2012 ... Born in Fairfield, Calif., in 1994 ... Son of John and Simona Scholtens ... Has one older brother, Johnny, and an older sister, Briana ... Hobbies include video games and playing other sports ... Is enrolled in the Eller College of Management as a pre-business major ... Intends to major in business management.

TYGER TALLEY

#19

**Freshman • 6-2 • 219****Bats/Throws: R/R****Scottsdale, Ariz.****Chaparral HS****PITCHER**

High School: Earned varsity letters under the guidance of coach Sam Messina at Chaparral High School in Scottsdale, Ariz. ... Honored as one of 14 players on Arizona Republic's All-Arizona Team in 2012 ... All-East Valley Tribune First Team ... Named to Region 7 Rocky Mountain All-Region team ... Posted 6-0 record, 1.85 earned run average and racked up 95 strikeouts in 53 innings pitched as a senior ... Named the MVP of the Arizona Division I North All-Star game after striking out five in two innings at Surprise Stadium in June 2012 ... Helped lead school to 5-3 state championship victory over Brophy ... Tallied 13 strikeouts in quarterfinal game of playoffs ... Also helped Firebirds win state title during junior year in 2011.

Personal: Graduated from Chaparral High School in Scottsdale, Ariz., in 2012 ... Born in Phoenix, Ariz., in 1993 ... Son of Ket and Carrie Talley ... Has one younger sister, Sera ... Is enrolled in the Eller College of Management and intends to major in business ... Hobbies include fishing and basketball ... Choose Arizona because of the academic and athletic programs.

JACKSON WILLEFORD

#17

**Freshman • 5-10 • 178****Bats/Throws: L/R****Ramona, Calif.****Ramona HS****INFIELDER/OUTFIELDER**

2012 Draft: Selected by the Kansas City Royals with the 373rd overall pick in the 12th round of the 2012 Major League Baseball First-Year Player Draft.

High School: Earned varsity letters under the guidance of coach Dean Welch at Ramona High School in Ramona, Calif. ... A four-year varsity starter as a middle infielder, including final three seasons at shortstop ... A second team All-State selection by Cal-Hi Sports as a senior and a first team All-CIF honoree ... Earned First Team All-North County and All-Palomar League honors ... Hit .398 and reached base at a .516 clip as a senior. Scored 32 runs, drove in 28 runs and stole 15 bases. Blasted 11 home runs and

added five doubles. Helped turn 22 double plays defensively ... Also named All-North County and All-Palomar League as a junior ... Hit .381 with 17 doubles and seven home runs. Also scored 32 runs and had 24 RBI as a junior ... School's Most Valuable Player Award winner and the Offensive Player of the Year as a junior ... Collected seven homers to go with a .396 batting average as a sophomore.

Personal: Graduated from Ramona High School in Ramona, Calif., in 2012 ... Born in Grossmont, Calif., in 1994 ... Has three siblings, including older brothers Guy and Alex, and younger sister Emma ... Guy played baseball at Palomar College and San Diego State University, while Alex also played baseball at Palomar College ... Hobbies include hanging out with friends and playing Xbox ... Is enrolled in the College of Letters, Arts and Sciences and has yet to declare to a major.

2012 Arizona Baseball Schedule/Results

Date	Opponent	Score	ARIZ R-H-E	OPP R-H-E	Inns	Overall	Pac-12	UA Pitcher of Record	Attend	Time
Feb 17, 2012	NORTH DAKOTA STATE	W 3-1	3-7-1	1-6-0	9	1-0-0	0-0-0	Heyer, K. (W 1-0)	3997	2:22
Feb 18, 2012	NORTH DAKOTA STATE	2-8 L	2-4-2	8-7-0	9	1-1-0	0-0-0	Littleman (L 0-1)	2920	2:58
Feb 19, 2012	NORTH DAKOTA STATE	W 8-0	8-11-0	0-5-2	9	2-1-0	0-0-0	Farris, J. (W 1-0)	1953	2:42
Feb 21, 2012	UTAH VALLEY	W 12-6	12-12-1	6-12-3	9	3-1-0	0-0-0	Long, L. (W 1-0)	1694	3:35
Feb 24, 2012	AUBURN	W 8-1	8-14-2	1-10-0	9	4-1-0	0-0-0	Heyer, K. (W 2-0)	2470	2:30
Feb 25, 2012	AUBURN	W 15-4	15-17-4	4-8-1	9	5-1-0	0-0-0	Wade, K. (W 1-0)	2056	2:44
Feb 25, 2012	AUBURN	3-8 L	3-7-3	8-14-5	9	5-2-0	0-0-0	Farris, J. (L 1-1)	1362	3:23
Mar 2, 2012	HARVARD	W 7-1	7-13-0	1-6-3	9	6-2-0	0-0-0	Heyer, K. (W 3-0)	1611	2:08
Mar 3, 2012	HARVARD	W 3-1	3-10-1	1-4-1	9	7-2-0	0-0-0	Wade, K. (W 2-0)	2187	2:14
Mar 4, 2012	HARVARD	W 13-2	13-13-0	2-9-6	9	8-2-0	0-0-0	Farris, J. (W 2-1)	1745	2:37
Mar 6, 2012	UC DAVIS	W 6-0	6-12-0	0-6-2	9	9-2-0	0-0-0	Long, L. (W 2-0)	1248	2:19
Mar 7, 2012	UC DAVIS	W 6-4	6-10-3	4-7-3	9	10-2-0	0-0-0	Troupe, M. (W 1-0)	1305	2:48
Mar 9, 2012	EASTERN MICHIGAN	W 9-2	9-13-1	2-6-4	9	11-2-0	0-0-0	Heyer, K. (W 4-0)	1310	2:06
Mar 10, 2012	EASTERN MICHIGAN	W 16-7	16-19-1	7-12-3	9	12-2-0	0-0-0	Wade, K. (W 3-0)	1623	3:02
Mar 11, 2012	EASTERN MICHIGAN	W 9-8	9-12-3	8-9-3	9	13-2-0	0-0-0	Troupe, M. (W 2-0)	1801	3:01
Mar 13, 2012	at Rice	1-5 L	1-9-0	5-8-0	9	13-3-0	0-0-0	Long, L. (L 2-1)	3599	2:51
Mar 14, 2012	at Rice	W 8-5	8-11-1	5-5-1	9	14-3-0	0-0-0	Manthei, S. (W 1-0)	3640	3:38
Mar 16, 2012	WASHINGTON STATE	0-6 L	0-7-2	6-11-1	9	14-4-0	0-1-0	Heyer, K. (L 4-1)	2306	3:03
Mar 17, 2012	WASHINGTON STATE	W 8-7	8-11-2	7-11-2	9	15-4-0	1-1-0	Manthei, S. (W 2-0)	1496	3:01
Mar 17, 2012	WASHINGTON STATE	W 12-9	12-13-2	9-12-3	9	16-4-0	2-1-0	Manthei, S. (W 3-0)	2025	2:54
Mar 20, 2012	NEW MEXICO STATE	4-7 L	4-10-4	7-11-0	9	16-5-0	2-1-0	Manthei, S. (L 3-1)	1286	3:19
Mar 21, 2012	NEW MEXICO STATE	8-13 L	8-11-0	13-16-3	9	16-6-0	2-1-0	Long, L. (L 2-2)	1520	3:23
Mar 23, 2012	at Oregon State	5-6 L	5-8-2	6-11-0	9	16-7-0	2-2-0	Manthei, S. (L 3-2)	1623	3:10
Mar 24, 2012	at Oregon State	W 5-4	5-12-0	4-8-0	9	17-7-0	3-2-0	Manthei, S. (W 4-2)	1873	3:02
Mar 25, 2012	at Oregon State	W 7-5	7-9-1	5-6-2	9	18-7-0	4-2-0	Farris, J. (W 3-1)	1512	2:58
Mar 30, 2012	STANFORD	W 8-7	8-14-5	7-10-3	9	19-7-0	5-2-0	Manthei, S. (W 5-2)	4191	2:45
Mar 31, 2012	STANFORD	W 4-2	4-10-2	2-3-3	9	20-7-0	6-2-0	Wade, K. (W 4-0)	3506	2:32
Apr 1, 2012	STANFORD	W 6-2	6-12-2	2-6-0	9	21-7-0	7-2-0	Farris, J. (W 4-1)	2959	2:20
Apr 4, 2012	at Utah Valley	4-5 L	4-7-1	5-7-2	9	21-8-0	7-2-0	Crawford, T. (L 0-1)	2014	2:47
Apr 5, 2012	at Utah	W 11-2	11-19-1	2-8-1	9	22-8-0	8-2-0	Heyer, K. (W 5-1)	580	2:41
Apr 6, 2012	at Utah	6-7 L	6-12-3	7-8-2	9	22-9-0	8-3-0	Manthei, S. (L 5-3)	461	2:51
Apr 7, 2012	at Utah	W 11-7	11-14-2	7-12-0	9	23-9-0	9-3-0	Hale, T. (W 1-0)	565	3:27
Apr 13, 2012	UCLA	W 4-3	4-12-0	3-8-2	9	24-9-0	10-3-0	Heyer, K. (W 6-1)	4080	2:47
Apr 14, 2012	UCLA	3-15 L	3-10-5	15-20-1	9	24-10-0	10-4-0	Wade, K. (L 4-1)	2380	3:20
Apr 15, 2012	UCLA	2-6 L	2-6-2	6-11-0	9	24-11-0	10-5-0	Farris, J. (L 4-2)	2858	3:17
Apr 17, 2012	at Arizona State	8-12 L	8-13-1	12-12-2	9	24-12-0	10-5-0	Troupe, M. (L 2-1)	2972	3:34
Apr 20, 2012	at Washington	W 10-2	10-11-1	2-7-2	9	25-12-0	11-5-0	Heyer, K. (W 7-1)	334	2:45
Apr 21, 2012	at Washington	W 4-1	4-9-0	1-6-1	9	26-12-0	12-5-0	Wade, K. (W 5-1)	518	2:30
Apr 22, 2012	at Washington	5-6 L	5-10-0	6-11-2	(12)	26-13-0	12-6-0	Manthei, S. (L 5-4)	532	4:09
Apr 27, 2012	EAST TENNESSEE STATE	W 24-7	24-25-0	7-16-2	9	27-13-0	12-6-0	Heyer, K. (W 8-1)	2047	3:06
Apr 28, 2012	EAST TENNESSEE STATE	W 6-4	6-13-2	4-10-2	9	28-13-0	12-6-0	Wade, K. (W 6-1)	1706	2:43
Apr 29, 2012	EAST TENNESSEE STATE	W 21-6	21-27-0	6-12-3	9	29-13-0	12-6-0	Farris, J. (W 5-2)	1737	3:04
May 4, 2012	OREGON	1-6 L	1-7-2	6-13-2	9	29-14-0	12-7-0	Heyer, K. (L 8-2)	3317	2:29
May 5, 2012	OREGON	W 12-6	12-15-2	6-11-3	9	30-14-0	13-7-0	Crawford, T. (W 1-1)	3385	3:30
May 6, 2012	OREGON	1-3 L	1-5-0	3-7-0	9	30-15-0	13-8-0	Farris, J. (L 5-3)	1996	2:28
May 11, 2012	at California	W 3-1	3-6-2	1-5-0	9	31-15-0	14-8-0	Heyer, K. (W 9-2)	276	2:29
May 12, 2012	at California	W 4-1	4-10-0	1-3-0	9	32-15-0	15-8-0	Wade, K. (W 7-1)	474	2:35
May 13, 2012	at California	W 7-4	7-10-0	4-6-4	9	33-15-0	16-8-0	Hale, T. (W 2-0)	774	2:57
May 16, 2012	at Arizona State	W 10-2	10-10-0	2-7-3	9	34-15-0	16-8-0	Troupe, M. (W 3-1)	3098	3:20
May 18, 2012	at USC	W 11-1	11-12-0	1-6-2	9	35-15-0	17-8-0	Heyer, K. (W 10-2)	501	3:06
May 19, 2012	at USC	4-8 L	4-11-0	8-7-2	9	35-16-0	17-9-0	Wade, K. (L 7-2)	548	2:48
May 20, 2012	at USC	W 6-1	6-8-0	1-9-3	9	36-16-0	18-9-0	Farris, J. (W 6-3)	706	3:01
May 25, 2012	ARIZONA STATE	W 1-0	1-6-0	0-6-1	9	37-16-0	19-9-0	Heyer, K. (W 11-2)	5451	2:14
May 26, 2012	ARIZONA STATE	7-9 L	7-12-2	9-13-2	9	37-17-0	19-10-0	Wade, K. (L 7-3)	5677	3:30
May 27, 2012	ARIZONA STATE	W 8-7	8-14-0	7-13-2	9	38-17-0	20-10-0	Manthei, S. (W 6-4)	2927	3:50
Jun 01, 2012	MISSOURI	W 15-3	15-20-2	3-4-1	9	39-17-0	20-10-0	Heyer, K. (W 12-2)	5086	2:40
Jun 02, 2012	LOUISVILLE	W 16-4	16-23-1	4-11-2	9	40-17-0	20-10-0	Wade, K. (W 8-3)	4007	3:31
Jun 03, 2012	LOUISVILLE	W 16-3	16-15-1	3-12-6	9	41-17-0	20-10-0	Farris, J. (W 7-3)	3485	3:15
Jun 08, 2012	ST. JOHN'S	W 7-6	7-11-0	6-18-1	(10)	42-17-0	20-10-0	Troupe, M. (W 4-1)	2514	3:13
Jun 09, 2012	ST. JOHN'S	W 7-4	7-12-2	4-6-1	9	43-17-0	20-10-0	Wade, K. (W 9-3)	3907	2:48
Jun 15, 2012	vsFlorida State	W 4-3	4-10-1	3-8-2	(12)	44-17-0	20-10-0	Troupe, M. (W 5-1)	22391	4:17
Jun 17, 2012	vsUCLA	W 4-0	4-6-0	0-5-1	9	45-17-0	20-10-0	Wade, K. (W 10-3)	19198	2:29
Jun 21, 2012	vsFlorida State	W 10-3	10-15-0	3-11-4	9	46-17-0	20-10-0	Heyer, K. (W 13-2)	20596	3:25
Jun 24, 2012	vsSouth Carolina	W 5-1	5-12-1	1-6-2	9	47-17-0	20-10-0	Wade, K. (W 11-3)	24748	2:40
Jun 25, 2012	vsSouth Carolina	W 4-1	4-7-1	1-3-1	9	48-17-0	20-10-0	Troupe, M. (W 6-1)	23872	3:00

2012 Offensive Stats (Overall)

Record: 48-17 Home: 30-10 Away: 13-7 Neutral: 5-0 Pac-12: 20-10

Player	AVG	GP	GS	AB	R	H	2B	3B	HR	RBI	TB	SLG%	BB	HBP	SO	GDP	OB%	SF	SH	SB	ATT	PO	A	E	FLD%
1 Field, Johnny	.370	65	65	257	72	95	18	7	3	44	136	.529	43	11	28	4	.476	2	8	11	19	124	10	2	.985
2 Refsnyder, Robert	.364	65	65	258	64	94	19	4	8	66	145	.562	34	11	26	14	.453	4	3	14	18	138	6	4	.973
13 Mejia, Alex	.357	65	65	272	54	97	12	6	3	54	130	.478	14	7	22	2	.392	8	15	8	14	105	205	13	.960
5 Mejias-Brean, Seth	.355	65	65	265	57	94	22	4	1	61	127	.479	22	3	23	7	.401	7	1	10	14	47	157	16	.927
37 Brown, Bobby	.348	55	50	207	44	72	13	7	5	59	114	.551	19	0	36	0	.401	1	2	7	7	1	0	0	1.000
15 Maggi, Joseph	.326	49	45	144	19	47	5	1	0	19	54	.375	10	5	14	4	.390	0	6	3	5	192	7	2	.990
35 Rickard, Joey	.320	61	61	259	60	83	17	2	1	33	107	.413	25	12	36	2	.397	6	6	18	24	132	2	3	.978
6 Moore, Riley	.301	64	62	219	40	66	10	2	1	38	83	.379	32	3	53	2	.385	8	11	2	5	406	63	14	.971
4 Gilbert, Trent	.272	64	64	235	34	64	7	2	0	42	75	.319	20	5	42	4	.337	4	12	4	5	90	197	14	.953
22 Dixon, Brandon	.245	62	38	155	30	38	9	0	1	14	50	.323	12	7	34	0	.326	1	11	8	12	478	26	3	.994
47 de Jesus, Anthony	.500	1	1	2	0	1	0	0	0	0	1	.500	0	0	0	0	.500	0	0	0	0	3	1	0	1.000
24 Parmenter, Tyler	.400	4	1	5	0	2	0	0	0	0	2	.400	0	0	1	0	.400	0	0	0	0	0	0	0	.000
29 Berger, Jordan	.200	6	2	10	2	2	0	0	0	1	2	.200	1	0	1	0	.250	1	0	0	0	5	1	2	.750
28 Lopez, David	.111	5	1	9	2	1	0	0	0	1	1	.111	2	0	2	0	.273	0	0	0	0	6	2	0	1.000
14 Littleman, Vincent	.000	2	0	0	0	0	0	0	0	0	0	.000	0	0	0	0	.000	0	0	0	0	0	5	1	.833
Totals	.329	65	65	2297	478	756	132	35	23	432	1027	.447	234	64	318	39	.400	42	75	85	123	1758	741	80	.969
Opponents	.257	65	65	2243	291	577	98	29	17	256	784	.350	168	70	443	51	.326	18	26	43	63	1692	742	121	.953

LOB - Team (543), Opp (482). DPs turned - Team (57), Opp (46). CI - Team (6), Moore, R. 6, Opp (1).

IBB - Team (18), Refsnyder 5, Mejias-Brean 4, Mejia, A. 3, Field, J. 2, Brown, B. 2, Rickard, J. 1, Moore, R. 1, Opp (5). Picked off - Refsnyder 3, Maggi, J. 1, Field, J. 1.

2012 Pitching Stats (Overall)

Player	ERA	W	L	APP	GS	CG	SHO	CBO	SV	IP	H	R	ER	BB	SO	2B	3B	HR	AB	B/Avg	WP	HBP	BK	SFA	SHA
26 Heyer, Kurt	2.24	13	2	19	19	7	1	0	0	153.0	151	55	38	28	113	19	4	3	589	.256	2	11	2	7	6
30 Crawford, Tyler	3.05	1	1	15	2	0	0	0	2	38.1	36	14	13	7	18	5	1	4	145	.248	1	3	1	0	1
44 Troupe, Mathew	3.47	6	1	24	1	0	0	0	6	36.1	38	16	14	19	44	9	2	1	140	.271	5	5	0	1	0
48 Wade, Konner	3.96	11	3	21	19	6	1	0	0	136.1	121	72	60	37	105	19	5	4	511	.237	1	24	3	3	6
36 Farris, James	3.97	7	3	17	17	3	1	0	0	106.2	108	53	47	20	73	20	10	2	412	.262	1	9	3	3	7
10 Hale, Tyler	4.05	2	0	12	2	0	0	0	0	20.0	19	10	9	16	23	6	0	0	73	.260	6	1	1	1	1
31 Manthei, Stephen	4.29	6	4	23	0	0	0	1	2	35.2	32	22	17	16	25	7	0	1	133	.241	4	6	0	2	2
14 Littleman, Vincent	6.26	0	1	9	2	0	0	0	0	23.0	25	21	16	10	15	3	4	0	88	.284	4	5	0	1	3
23 Long, Lucas	7.20	2	2	9	3	0	0	1	0	25.0	34	21	20	10	18	7	2	2	106	.321	3	3	0	0	0
33 Bill, Augey	0.00	0	0	5	0	0	0	0	0	6.2	2	0	0	1	7	1	0	0	21	.095	0	2	0	0	0
45 Lopez, Michael	0.00	0	0	1	0	0	0	0	0	1.0	0	0	0	0	0	0	0	0	3	.000	0	0	0	0	0
42 Cunningham, Nick	15.75	0	0	4	0	0	0	0	0	4.0	11	7	7	4	2	2	1	0	22	.500	2	1	0	0	0
Totals	3.70	48	17	65	65	16	4	1	10	586.0	577	291	241	168	443	98	29	17	2243	.257	29	70	10	18	26
Opponents	6.18	17	48	65	65	1	1	1	3	564.0	756	478	387	234	318	132	35	23	2297	.329	47	64	13	42	75

PB - Team (24), Moore, R. 24, Opp (12). Pickoffs - Team (4), Farris, J. 2, Manthei, S. 1, Troupe, M. 1, Opp (5). SBA/ATT - Moore, R. (36-51), Wade, K. (9-15), Heyer, K. (8-10), Troupe, M. (5-7), Farris, J. (6-7), Berger, J. (5-6), Littleman (4-6), Hale, T. (3-5), Crawford, T. (2-4), Cunningham (3-4), de Jesus, A. (2-2), Bill, A. (2-2), Long, L. (1-2), Manthei, S. (0-1).

2012 Statistical Summary

Inning-by-Inning Summary

	1	2	3	4	5	6	7	8	9	EX	Total
Arizona	59	37	57	66	62	62	51	54	27	3	478
Opponents	41	30	25	35	32	39	33	30	24	2	291

Record Breakdown

Total	48-17	Opp. scores first.....	20-11
Conference	20-10	After 6 leading	40-5
Non-Conf.....	28-7	After 6 trailing.....	2-11
Home	30-10	After 6 tied.....	6-1
Away	13-7	After 7 leading	39-1
Neutral.....	5-0	After 7 trailing.....	2-12
Day.....	22-5	After 7 tied.....	7-4
Night.....	26-12	After 8 leading	40-0
vs Left	12-3	After 8 trailing.....	1-17
vs Right.....	36-14	After 8 tied.....	7-0
1-Run games.....	9-4	Hit 0 home runs	31-14
2-Run games.....	7-2	Hit 1 home run	14-3
5+Run games.....	21-6	Hit 2+ home runs	3-0
Extra inns	2-1	Opponent 0 home runs	38-10
Shutouts	4-1	Opponent 1 home run	10-7
Scoring 0-2 runs.....	1-6	Opponent 2+ HRs	0-0
Scoring 3-5 runs.....	12-7	Made 0 errors	19-5
Scoring 6-9 runs.....	18-4	Made 1 error	14-2
Scoring 10+ runs	17-0	Made 2+ errors.....	15-10
Opponent 0-2 runs.....	22-0	Opp. made 0 errors.....	7-6
Opponent 3-5 runs.....	14-3	Opp. made 1 error	11-2
Opponent 6-9 runs.....	12-11	Opp. made 2+ errors.....	30-9
Opponent 10+ runs	0-3	Out-hit opponent.....	43-4
Scored in 1st inning.....	21-5	Out-hit by opponent	2-12
Scores first.....	28-6	Hits are tied.....	3-1

Record when team scores:

Runs	0	1	2	3	4	5	6	7	8	9	10+
W-L	0-1	1-3	0-2	3-2	7-3	2-2	5-1	5-1	6-2	2-0	17-0

Record when opponent scores:

Runs	0	1	2	3	4	5	6	7	8	9	10+
W-L	4-0	11-0	7-0	5-1	7-0	2-2	4-5	6-2	1-3	1-1	0-3

Record when leading after:

Inn.	1	2	3	4	5	6	7	8
W-L	18-1	23-1	31-4	35-5	40-5	40-5	39-1	40-0

Record when trailing after:

Inn.	1	2	3	4	5	6	7	8
W-L	6-9	7-11	7-12	7-11	5-10	2-11	2-12	1-17

Record when tied after:

Inn.	1	2	3	4	5	6	7	8
W-L	24-7	18-5	10-1	6-1	3-2	6-1	7-4	7-0

General Summary

Current winning streak.....	11
Longest winning streak.....	11
Longest losing streak	3
Home attendance.....	105131 (40 dates avg = 2628)
Away attendance	137405 (25 dates avg = 5496)
Total attendance	242536 (65 dates avg = 3731)

2012 Offensive Game-by-Game Stats

Date	Opponent	AB	R	H	RBI	2B	3B	HR	BB	IBB	SB	CS	HBP	SAC	SF	GDP	K	PO	A	E	Avg
Feb 17, 2012	NORTH DAKOTA STATE	29	3	7	3	2	1	0	2	0	1	1	0	0	1	0	4	27	14	1	.241
Feb 18, 2012	NORTH DAKOTA STATE	29	2	4	1	1	0	0	5	0	4	1	0	0	0	1	5	27	9	2	.190
Feb 19, 2012	NORTH DAKOTA STATE	33	8	11	8	4	0	0	4	0	4	0	3	1	2	0	4	27	15	0	.242
Feb 21, 2012	UTAH VALLEY	35	12	12	10	1	0	0	9	0	4	1	2	0	1	1	7	27	16	1	.270
Feb 24, 2012	AUBURN	37	8	14	8	5	1	1	1	0	2	0	0	0	1	0	5	27	12	2	.294
Feb 25, 2012	AUBURN	40	15	17	14	3	2	1	3	0	4	0	0	0	1	0	5	27	13	4	.320
Feb 25, 2012	AUBURN	35	3	7	3	0	1	0	5	0	0	1	0	0	0	1	7	27	17	3	.303
Mar 2, 2012	HARVARD	35	7	13	6	1	0	0	1	0	5	0	0	1	0	0	4	27	9	0	.311
Mar 3, 2012	HARVARD	32	3	10	3	2	0	0	1	0	2	0	1	1	0	2	1	27	9	1	.311
Mar 4, 2012	HARVARD	36	13	13	12	1	2	0	6	0	3	2	0	0	2	0	3	27	12	0	.317
Mar 6, 2012	UC DAVIS	32	6	12	6	2	1	0	1	0	2	1	0	2	0	0	3	27	16	0	.322
Mar 7, 2012	UC DAVIS	31	6	10	6	2	0	0	4	0	3	0	1	1	1	0	5	27	13	3	.322
Mar 9, 2012	EASTERN MICHIGAN	32	9	13	9	2	1	0	0	0	2	2	0	0	2	1	2	27	9	1	.328
Mar 10, 2012	EASTERN MICHIGAN	39	16	19	14	3	0	0	4	0	1	1	3	2	3	0	7	27	16	1	.341
Mar 11, 2012	EASTERN MICHIGAN	33	9	12	9	3	2	0	3	2	3	1	6	5	1	0	3	27	8	3	.343
Mar 13, 2012	at Rice	35	1	9	1	1	0	0	2	0	1	1	0	0	0	0	5	24	10	0	.337
Mar 14, 2012	at Rice	36	8	11	6	3	0	0	3	0	0	1	2	2	0	0	7	27	10	1	.335
Mar 16, 2012	WASHINGTON STATE	31	0	7	0	0	0	0	3	0	0	0	0	1	0	3	5	27	13	2	.330
Mar 17, 2012	WASHINGTON STATE	33	8	11	7	1	0	0	5	1	1	1	5	0	1	0	3	27	15	2	.330
Mar 17, 2012	WASHINGTON STATE	36	12	13	9	1	1	0	1	0	0	0	1	2	1	0	3	27	15	2	.331
Mar 20, 2012	NEW MEXICO STATE	34	4	10	3	3	0	0	3	0	1	1	2	1	0	1	3	27	14	4	.330
Mar 21, 2012	NEW MEXICO STATE	39	8	11	7	4	0	0	2	0	1	0	4	0	1	0	6	27	6	0	.327
Mar 23, 2012	at Oregon State	34	5	8	5	1	0	0	6	1	0	1	0	0	0	0	9	25	12	2	.323
Mar 24, 2012	at Oregon State	33	5	12	5	3	0	2	3	0	0	0	1	1	0	4	6	27	18	0	.325
Mar 25, 2012	at Oregon State	34	7	9	7	1	0	1	4	0	0	1	0	1	1	0	9	27	10	1	.322
Mar 30, 2012	STANFORD	37	8	14	7	3	1	0	3	0	0	1	1	1	0	1	6	27	7	5	.325
Mar 31, 2012	STANFORD	30	4	10	1	3	0	0	5	2	0	2	2	3	0	1	7	27	12	2	.325
Apr 1, 2012	STANFORD	30	6	12	6	0	0	1	3	0	0	1	0	4	0	1	3	27	10	2	.327
Apr 4, 2012	at Utah Valley	33	4	7	4	0	0	1	2	0	0	0	1	1	1	0	3	24	6	1	.323
Apr 5, 2012	at Utah	41	11	19	11	4	1	0	4	0	0	1	0	0	2	1	7	27	10	1	.329
Apr 6, 2012	at Utah	36	6	12	6	3	0	0	2	0	4	0	0	1	2	0	4	24	8	3	.329
Apr 7, 2012	at Utah	37	11	14	10	1	1	1	6	1	1	1	0	1	1	1	4	27	12	2	.331
Apr 13, 2012	UCLA	34	4	12	4	2	0	0	2	0	0	0	0	2	1	0	0	27	16	0	.332
Apr 14, 2012	UCLA	37	3	10	3	2	0	0	2	0	0	0	0	0	0	1	3	27	8	5	.330
Apr 15, 2012	UCLA	31	2	6	2	1	0	0	2	0	1	1	0	0	1	0	7	27	12	2	.326
Apr 17, 2012	at Arizona State	40	8	13	6	2	0	1	1	0	1	0	1	1	0	0	7	24	8	1	.326
Apr 20, 2012	at Washington	38	10	11	9	5	0	1	5	1	2	2	2	0	0	0	5	27	15	1	.325
Apr 21, 2012	at Washington	35	4	9	4	5	0	0	1	0	1	0	2	1	0	1	5	27	14	0	.323
Apr 22, 2012	at Washington	44	5	10	4	3	0	0	5	0	2	0	2	3	0	1	4	35	9	0	.320
Apr 27, 2012	EAST TENNESSEE STATE	49	24	25	23	5	6	0	5	0	1	1	1	0	1	0	4	27	6	0	.327
Apr 28, 2012	EAST TENNESSEE STATE	34	6	13	6	2	2	1	1	0	1	0	0	2	2	0	5	27	10	2	.328
Apr 29, 2012	EAST TENNESSEE STATE	46	21	27	19	5	1	0	3	1	3	1	0	1	3	0	3	27	10	0	.336
May 4, 2012	OREGON	32	1	7	1	1	1	0	2	0	0	2	0	0	0	1	7	27	16	2	.334
May 5, 2012	OREGON	36	12	15	10	2	0	1	7	1	0	1	0	2	0	0	1	27	14	2	.335
May 6, 2012	OREGON	28	1	5	1	0	0	1	2	0	0	1	1	0	0	2	3	27	16	0	.333
May 11, 2012	at California	28	3	6	3	1	0	1	6	0	0	0	0	3	0	2	5	27	8	2	.331
May 12, 2012	at California	35	4	10	4	0	0	2	2	0	2	1	1	1	0	0	6	27	6	0	.330
May 13, 2012	at California	35	7	10	6	2	0	1	4	1	1	0	1	1	2	0	6	27	11	0	.329
May 16, 2012	at Arizona State	35	10	10	10	2	0	1	8	0	2	0	3	2	0	2	5	27	6	0	.328
May 18, 2012	at USC	39	11	12	8	2	1	0	6	1	4	0	1	1	0	0	5	27	13	0	.327
May 19, 2012	at USC	37	4	11	4	0	1	0	4	0	0	1	0	0	1	0	7	24	9	0	.327
May 20, 2012	at USC	31	6	8	4	0	1	0	6	0	0	2	2	1	0	1	5	27	9	0	.326
May 25, 2012	ARIZONA STATE	29	1	6	1	1	0	0	1	0	1	0	2	0	0	1	4	27	16	0	.324
May 26, 2012	ARIZONA STATE	37	7	12	5	3	1	0	4	0	0	0	0	1	0	2	5	27	9	2	.324
May 27, 2012	ARIZONA STATE	39	8	14	7	2	0	0	5	0	2	1	1	2	0	0	5	27	5	0	.325
Jun 01, 2012	MISSOURI	37	15	20	14	4	3	0	2	0	2	0	3	1	3	0	3	27	9	2	.329
Jun 02, 2012	LOUISVILLE	45	16	23	15	5	1	1	2	0	3	0	1	3	1	0	4	27	8	1	.333
Jun 03, 2012	LOUISVILLE	41	16	15	13	1	1	1	8	0	2	0	0	3	0	1	10	27	14	1	.333
Jun 08, 2012	ST. JOHN'S	36	7	11	6	2	1	0	6	0	1	1	1	2	0	1	2	30	17	0	.333
Jun 09, 2012	ST. JOHN'S	34	7	12	7	2	0	0	8	0	0	0	1	3	1	0	2	27	19	2	.333
Jun 15, 2012	vs Florida State	44	4	10	4	2	0	0	3	1	1	0	1	2	0	1	10	36	9	1	.331
Jun 17, 2012	vs UCLA	29	4	6	4	1	0	0	1	0	0	0	0	1	0	0	9	27	14	0	.329
Jun 21, 2012	vs Florida State	39	10	15	9	1	0	2	7	0	3	0	2	0	1	1	3	27	8	0	.330
Jun 24, 2012	vs South Carolina	33	5	12	5	0	0	1	5	3	0	0	0	2	0	2	7	27	9	1	.331
Jun 25, 2012	vs South Carolina	33	4	7	4	2	0	0	2	2	0	0	0	2	0	0	6	27	12	1	.329
Totals		AB	R	H	RBI	2B	3B	HR	BB	IBB	SB	CS	HBP	SAC	SF	GDP	K	PO	A	E	Avg
		2297	478	756	432	132	35	23	234	18	85	38	64	75	42	39	318	1758	741	80	.329

2012 Pitching Game-by-Game Stats

Date	Opponent	IP	H	R	ER	BB	SO	2B	3B	HR	WP	BK	HBP	DP	IBB	Score	W	L	SV	ERA	
Feb 17, 2012	NORTH DAKOTA STATE	9.0	6	1	1	2	10	1	1	0	0	0	1	1	0	3-1	1	0	1	1.00	
Feb 18, 2012	NORTH DAKOTA STATE	9.0	7	8	8	6	13	1	0	1	1	2	1	1	0	2-8	1	1	1	4.50	
Feb 19, 2012	NORTH DAKOTA STATE	9.0	5	0	0	0	6	0	0	0	0	0	0	1	0	8-0	2	1	1	3.00	
Feb 21, 2012	UTAH VALLEY	9.0	12	6	6	2	10	3	1	0	2	0	0	1	0	12-6	3	1	1	3.75	
Feb 24, 2012	AUBURN	9.0	10	1	0	1	6	0	0	0	0	0	0	1	0	8-1	4	1	1	3.00	
Feb 25, 2012	AUBURN	9.0	8	4	2	4	11	1	0	1	1	0	1	1	0	15-4	5	1	1	2.83	
Feb 25, 2012	AUBURN	9.0	14	8	8	3	0	1	2	0	0	1	2	0	0	3-8	5	2	1	3.57	
Mar 2, 2012	HARVARD	9.0	6	1	1	0	14	0	0	1	0	0	0	0	0	7-1	6	2	1	3.25	
Mar 3, 2012	HARVARD	9.0	4	1	0	5	12	0	0	0	0	0	2	4	0	3-1	7	2	2	2.89	
Mar 4, 2012	HARVARD	9.0	9	2	2	1	8	2	0	0	0	0	0	0	0	13-2	8	2	2	2.80	
Mar 6, 2012	UC DAVIS	9.0	6	0	0	0	9	0	0	0	0	0	1	1	0	6-0	9	2	2	2.55	
Mar 7, 2012	UC DAVIS	9.0	7	4	2	2	6	2	0	0	1	0	2	1	0	6-4	10	2	2	2.50	
Mar 9, 2012	EASTERN MICHIGAN	9.0	6	2	0	1	8	1	1	0	0	0	0	1	0	9-2	11	2	2	2.31	
Mar 10, 2012	EASTERN MICHIGAN	9.0	12	7	6	6	4	1	2	0	1	0	0	1	0	16-7	12	2	2	2.57	
Mar 11, 2012	EASTERN MICHIGAN	9.0	9	8	7	2	7	3	4	0	0	0	1	3	0	9-8	13	2	2	2.87	
Mar 13, 2012	at Rice	8.0	8	5	5	6	3	3	0	1	0	0	0	2	0	1-5	13	3	2	3.02	
Mar 14, 2012	at Rice	9.0	5	5	4	5	10	1	1	0	0	0	1	0	0	8-5	14	3	3	3.08	
Mar 16, 2012	WASHINGTON STATE	9.0	11	6	5	5	4	3	0	0	1	0	0	1	1	0-6	14	4	3	3.19	
Mar 17, 2012	WASHINGTON STATE	9.0	11	7	4	2	5	1	0	0	0	0	3	1	0	8-7	15	4	4	3.23	
Mar 17, 2012	WASHINGTON STATE	9.0	12	9	9	0	4	4	3	1	1	0	2	0	0	12-9	16	4	4	3.52	
Mar 20, 2012	NEW MEXICO STATE	9.0	11	7	4	6	11	4	0	0	1	0	1	1	0	4-7	16	5	4	3.54	
Mar 21, 2012	NEW MEXICO STATE	9.0	16	13	13	9	7	3	1	0	3	0	3	0	0	8-13	16	6	4	3.97	
Mar 23, 2012	at Oregon State	8.1	11	6	5	2	10	2	0	0	0	0	2	1	1	5-6	16	7	4	4.03	
Mar 24, 2012	at Oregon State	9.0	8	4	4	5	2	4	1	0	0	0	1	0	0	5-4	17	7	5	4.03	
Mar 25, 2012	at Oregon State	9.0	6	5	4	3	9	2	0	1	1	0	0	0	0	7-5	18	7	6	4.03	
Mar 30, 2012	STANFORD	9.0	10	7	2	2	12	2	0	0	0	0	0	0	0	8-7	19	7	6	3.95	
Mar 31, 2012	STANFORD	9.0	3	2	1	1	7	1	0	0	0	0	1	0	0	4-2	20	7	6	3.84	
Apr 1, 2012	STANFORD	9.0	6	2	2	0	5	0	1	0	0	0	0	0	0	6-2	21	7	6	3.77	
Apr 4, 2012	at Utah Valley	8.0	7	5	5	3	3	1	0	1	1	1	1	0	0	4-5	21	8	6	3.83	
Apr 5, 2012	at Utah	9.0	8	2	2	0	4	0	0	1	1	0	1	2	0	11-2	22	8	6	3.77	
Apr 6, 2012	at Utah	8.0	8	7	5	2	8	2	0	1	1	0	1	1	0	6-7	22	9	6	3.82	
Apr 7, 2012	at Utah	9.0	12	7	5	3	11	3	1	0	3	0	3	1	0	11-7	23	9	7	3.86	
Apr 13, 2012	UCLA	9.0	8	3	2	1	2	1	0	0	0	0	1	0	1	0	4-3	24	9	7	3.80
Apr 14, 2012	UCLA	9.0	20	15	11	2	5	1	3	0	0	0	3	1	0	3-15	24	10	7	4.02	
Apr 15, 2012	UCLA	9.0	11	6	5	4	4	2	0	0	2	0	1	1	0	2-6	24	11	7	4.05	
Apr 17, 2012	at Arizona State	8.0	12	12	11	5	6	2	0	1	0	0	2	0	0	8-12	24	12	7	4.26	
Apr 20, 2012	at Washington	9.0	7	2	1	2	5	1	0	0	0	0	1	2	0	10-2	25	12	7	4.17	
Apr 21, 2012	at Washington	9.0	6	1	1	1	7	0	0	0	0	0	0	2	0	4-1	26	12	7	4.08	
Apr 22, 2012	at Washington	11.2	11	6	6	6	11	4	1	0	0	0	1	1	2	5-6	26	13	7	4.10	
Apr 27, 2012	EAST TENNESSEE STATE	9.0	16	7	7	1	11	2	1	0	0	0	1	0	0	24-7	27	13	7	4.17	
Apr 28, 2012	EAST TENNESSEE STATE	9.0	10	4	4	1	9	4	0	0	1	0	3	1	0	6-4	28	13	8	4.17	
Apr 29, 2012	EAST TENNESSEE STATE	9.0	12	6	6	1	8	3	1	0	0	0	1	1	0	21-6	29	13	8	4.21	
May 4, 2012	OREGON	9.0	13	6	4	2	5	0	0	1	1	0	2	2	0	1-6	29	14	8	4.21	
May 5, 2012	OREGON	9.0	11	6	6	3	6	0	2	1	0	0	1	1	0	12-6	30	14	8	4.25	
May 6, 2012	OREGON	9.0	7	3	2	2	7	1	0	0	1	1	0	0	0	1-3	30	15	8	4.20	
May 11, 2012	at California	9.0	5	1	0	1	9	0	0	0	0	0	1	0	0	3-1	31	15	8	4.11	
May 12, 2012	at California	9.0	3	1	1	4	7	1	0	1	0	1	2	0	0	4-1	32	15	8	4.04	
May 13, 2012	at California	9.0	6	4	4	7	4	1	0	0	1	1	1	1	0	7-4	33	15	9	4.04	
May 16, 2012	at Arizona State	9.0	7	2	2	3	9	0	1	1	0	0	0	0	0	10-2	34	15	10	4.00	
May 18, 2012	at USC	9.0	6	1	1	2	5	0	0	0	0	0	0	1	0	11-1	35	15	10	3.94	
May 19, 2012	at USC	8.0	7	8	8	3	7	1	0	0	0	0	3	0	0	4-8	35	16	10	4.03	
May 20, 2012	at USC	9.0	9	1	1	1	6	1	0	1	0	0	2	1	0	6-1	36	16	10	3.97	
May 25, 2012	ARIZONA STATE	9.0	6	0	0	3	2	2	0	0	0	1	0	1	0	1-0	37	16	10	3.89	
May 26, 2012	ARIZONA STATE	9.0	13	9	9	1	7	5	0	1	1	1	6	0	0	7-9	37	17	10	3.99	
May 27, 2012	ARIZONA STATE	9.0	13	7	7	7	6	2	0	0	1	0	2	1	1	8-7	38	17	10	4.04	
Jun 01, 2012	MISSOURI	9.0	4	3	2	2	7	1	1	0	0	0	1	2	0	15-3	39	17	10	4.01	
Jun 02, 2012	LOUISVILLE	9.0	11	4	2	2	7	0	0	0	1	0	2	1	0	16-4	40	17	10	3.97	
Jun 03, 2012	LOUISVILLE	9.0	12	3	2	1	7	1	0	0	0	0	0	2	0	16-3	41	17	10	3.94	
Jun 08, 2012	ST. JOHN'S	10.0	18	6	6	0	4	1	0	0	0	0	1	3	0	7-6	42	17	10	3.96	
Jun 09, 2012	ST. JOHN'S	9.0	6	4	2	0	2	2	0	0	0	0	0	2	0	7-4	43	17	10	3.93	
Jun 15, 2012	vs Florida State	12.0	8	3	1	3	12	2	0	1	1	0	1	0	0	4-3	44	17	10	3.86	
Jun 17, 2012	vs UCLA	9.0	5	0	0	0	4	0	0	0	0	0	0	1	0	4-0	45	17	10	3.80	
Jun 21, 2012	vs Florida State	9.0	11	3	3	3	4	4	0	0	0	0	0	0	0	10-3	46	17	10	3.79	
Jun 24, 2012	vs South Carolina	9.0	6	1	1	1	3	1	0	0	0	0	0	1	0	5-1	47	17	10	3.74	
Jun 25, 2012	vs South Carolina	9.0	3	1	1	4	6	0	0	0	0	0	1	0	0	4-1	48	17	10	3.70	
Totals		IP	H	R	ER	BB	SO	2B	3B	HR	WP	BK	HBP	DP	IBB	Score	W	L	SV	ERA	
		586.0	577	291	241	168	443	98	29	17	29	10	70	57	5	478-291	48	17	10	3.70	

2012 Team Game Highs

Batting

At bats:.....49vs East Tennessee State (Apr 27, 2012)
 Runs scored:.....24vs East Tennessee State (Apr 27, 2012)
 Hits:.....27vs East Tennessee State (Apr 29, 2012)
 RBIs:.....23vs East Tennessee State (Apr 27, 2012)
 Doubles:.....5(6 games)
 Triples:.....6vs East Tennessee State (Apr 27, 2012)
 Home runs:.....2(3 games)
 Total bases:.....42vs East Tennessee State (Apr 27, 2012)
 Walks:.....9vs Utah Valley (Feb 21, 2012)
 Strikeouts:.....10vs Louisville (Jun 03, 2012)
10vs Florida State (Jun 15, 2012 at Omaha, Neb.)
 Sac hits:.....5vs Eastern Michigan (Mar 11, 2012)
 Sac flies:.....3(3 games)
 Stolen bases:.....5vs Harvard (Mar 2, 2012)
 Hit by pitch:.....6vs Eastern Michigan (Mar 11, 2012)
 Caught stealing:.....2(6 games)
 Runners LOB:.....15vs Florida State (Jun 21, 2012 at Omaha, Neb.)
 Hit into DP:.....4at Oregon State (Mar 24, 2012)

Fielding

Putouts:.....36vs Florida State (Jun 15, 2012 at Omaha, Neb.)
 Assists:.....19vs St. John's (Jun 09, 2012)
 Errors:.....5vs Stanford (Mar 30, 2012)
5vs UCLA (Apr 14, 2012)
 Passed balls:.....3vs Oregon (May 6, 2012)
 DPs turned:.....4vs Harvard (Mar 3, 2012)

Pitching

Innings pitched:.....12.0vs Florida State (Jun 15, 2012 at Omaha, Neb.)
 Runs allowed:.....15vs UCLA (Apr 14, 2012)
 Earned runs:.....13vs New Mexico State (Mar 21, 2012)
 Walks allowed:.....9vs New Mexico State (Mar 21, 2012)
 Strikeouts:.....14vs Harvard (Mar 2, 2012)
 Hits allowed:.....20vs UCLA (Apr 14, 2012)
 Doubles allowed:.....5vs Arizona State (May 26, 2012)
 Triples allowed:.....4vs Eastern Michigan (Mar 11, 2012)
 Homers allowed:.....1(17 games)
 Wild pitches:.....3vs New Mexico State (Mar 21, 2012)
3at Utah (Apr 7, 2012)
 Hit batters:.....6vs Arizona State (May 26, 2012)

2012 Individual Game Highs

Batting

At bats:.....7Mejia, Alex vs East Tennessee State (Apr 27, 2012)
 Runs scored:.....4.....(9 games)
 Hits:.....5.....Field, Johnny vs East Tennessee State (Apr 27, 2012)
5.....Mejia, Alex vs Louisville (Jun 02, 2012)
 RBIs:.....7.....Field, Johnny vs Louisville (Jun 03, 2012)
 Doubles:.....3.....Rickard, Joey at Washington (Apr 20, 2012)
 Triples:.....2.....Brown, Bobby vs East Tennessee State (Apr 27, 2012)
2.....Mejia, Alex vs East Tennessee State (Apr 27, 2012)
 Home runs:.....1.....(23 games)
 Total bases:.....9.....Brown, Bobby vs East Tennessee State (Apr 27, 2012)
9.....Field, Johnny vs East Tennessee State (Apr 27, 2012)
 Walks:.....4.....Field, Johnny vs Utah Valley (Feb 21, 2012)
 Strikeouts:.....3.....(6 games)
 Sac hits:.....2.....(4 games)
 Sac flies:.....2.....Mejias-Brean, Seth vs East Tennessee State (Apr 28, 2012)
2.....Moore, Riley vs East Tennessee State (Apr 29, 2012)
 Stolen bases:.....3.....Refsnyder, Robert vs North Dakota State (Feb 18, 2012)
3.....Dixon, Brandon vs Utah Valley (Feb 21, 2012)
 Hit by pitch:.....3.....Refsnyder, Robert vs Eastern Michigan (Mar 11, 2012)
 Caught stealing:.....1.....(38 games)
 Runners LOB:.....6.....Mejia, Alex vs UC Davis (Mar 7, 2012)

Fielding

Putouts:.....18.....Dixon, Brandon at Oregon State (Mar 24, 2012)
18.....Dixon, Brandon vs Oregon (May 5, 2012)
 Assists:.....9.....Gilbert, Trent vs Arizona State (May 25, 2012)
 Errors:.....2.....(8 games)
 Passed balls:.....3.....Moore, Riley vs Oregon (May 6, 2012)

Pitching

Innings pitched:.....9.1Heyer, Kurt vs St. John's (Jun 08, 2012)
 Runs allowed:.....9.....Littleman, Vincent vs UCLA (Apr 14, 2012)
 Earned runs:.....8.....Wade, Konner at USC (May 19, 2012)
 Walks allowed:.....5.....Wade, Konner vs Harvard (Mar 3, 2012)
 Strikeouts:.....14.....Heyer, Kurt vs Harvard (Mar 2, 2012)
 Hits allowed:.....17.....Heyer, Kurt vs St. John's (Jun 08, 2012)
 Doubles allowed:.....3.....(5 games)
 Triples allowed:.....3.....Farris, James vs Eastern Michigan (Mar 11, 2012)
3.....Littleman, Vincent vs UCLA (Apr 14, 2012)
 Homers allowed:.....1.....(17 games)
 Wild pitches:.....2.....Hale, Tyler vs Utah Valley (Feb 21, 2012)
2.....Hale, Tyler at Utah (Apr 7, 2012)
 Hit batters:.....3.....(3 games)

Pac-12 Conference Games Offensive Stats

Record: 20-10 Home: 9-6 Away: 11-4

Player	AVG	GP	GS	AB	R	H	2B	3B	HR	RBI	TB	SLG%	BB	HBP	SO	GDP	OB%	SF	SH	SB	ATT	PO	A	E	FLD%
1 Field, Johnny	.371	30	30	116	30	43	7	1	2	11	58	.500	20	8	10	2	.493	0	3	3	6	56	4	1	.984
2 Refsnyder, Robert	.345	30	30	116	24	40	7	1	5	26	64	.552	19	2	10	9	.442	1	1	1	4	65	2	3	.957
13 Mejia, Alex	.339	30	30	121	21	41	3	1	1	22	49	.405	7	4	11	2	.385	3	8	2	4	59	93	7	.956
37 Brown, Bobby	.337	27	26	104	17	35	7	3	2	24	54	.519	9	0	17	0	.389	0	2	2	2	0	0	0	.000
5 Mejias-Brean, Seth	.331	30	30	121	21	40	11	1	0	22	53	.438	11	0	15	3	.381	2	0	3	7	22	78	8	.926
35 Rickard, Joey	.279	29	29	122	24	34	6	0	1	10	43	.352	13	4	13	2	.362	2	2	7	10	61	0	2	.968
6 Moore, Riley	.267	30	30	105	19	28	6	1	1	12	39	.371	14	0	27	2	.347	2	6	0	2	174	28	7	.967
4 Gilbert, Trent	.257	30	30	109	12	28	4	0	0	17	32	.294	10	2	28	1	.323	3	2	2	2	43	90	7	.950
15 Maggi, Joseph	.242	21	20	62	2	15	1	1	0	8	18	.290	3	2	3	3	.299	0	4	0	1	111	4	2	.983
22 Dixon, Brandon	.183	27	15	60	6	11	1	0	0	2	12	.200	5	3	15	0	.279	0	5	2	5	211	9	1	.995
29 Berger, Jordan	.000	1	0	1	0	0	0	0	0	0	0	.000	0	0	0	0	.000	0	0	0	0	0	0	0	.000
14 Littleman, Vincent	.000	2	0	0	0	0	0	0	0	0	0	.000	0	0	0	0	.000	0	0	0	0	0	2	1	.667
Totals	.304	30	30	1037	176	315	53	9	12	154	422	.407	111	25	149	24	.380	13	33	22	43	810	348	40	.967
Opponents	.258	30	30	1038	144	268	47	12	9	126	366	.353	77	40	186	22	.330	11	15	23	32	796	371	46	.962

LOB - Team (247), Opp (228). **DPs turned** - Team (23), Opp (27). **CI** - Team (1), Moore, R. 1.

IBB - Team (9), Mejias-Brean 3, Refsnyder 3, Field, J. 2, Brown, B. 1, Opp (5). **Picked off** - Refsnyder 2, Maggi, J. 1.

Pac-12 Conference Games Pitching Stats

Player	ERA	W	L	APP	GS	CG	SHO	CBO	SV	IP	H	R	ER	BB	SO	2B	3B	HR	AB	B/Avg	WP	HBP	BK	SFA	SHA
30 Crawford, Tyler	1.29	1	0	5	0	0	0	0	1	14.0	8	2	2	4	4	1	0	1	47	.170	0	3	1	0	1
26 Heyer, Kurt	2.11	6	2	10	10	5	1	0	0	81.0	80	30	19	15	49	10	0	1	311	.257	2	7	2	3	5
44 Troupe, Mathew	3.21	0	0	11	0	0	0	0	4	14.0	17	6	5	8	15	4	0	1	56	.304	4	1	0	1	0
31 Manthei, Stephen	4.12	5	3	12	0	0	0	0	0	19.2	20	12	9	10	15	4	0	1	76	.263	3	3	0	1	1
36 Farris, James	4.45	3	2	10	10	1	0	0	0	58.2	59	33	29	14	41	12	5	2	230	.257	1	7	2	2	4
48 Wade, Konner	5.57	3	3	10	10	3	0	0	0	63.0	65	44	39	16	44	11	3	3	244	.266	0	14	1	3	4
33 Bill, Augey	0.00	0	0	3	0	0	0	0	0	3.1	2	0	0	0	3	1	0	0	11	.182	0	2	0	0	0
10 Hale, Tyler	2.70	2	0	5	0	0	0	0	0	6.2	2	2	2	6	9	2	0	0	19	.105	4	0	0	1	0
14 Littleman, Vincent	9.00	0	0	2	0	0	0	0	0	8.0	12	11	8	4	5	1	3	0	35	.343	1	2	0	0	0
23 Long, Lucas	21.60	0	0	1	0	0	0	0	0	1.2	3	4	4	0	1	1	1	0	9	.333	0	1	0	0	0
Totals	3.90	20	10	30	30	9	1	0	5	270.0	268	144	117	77	186	47	12	9	1038	.258	15	40	6	11	15
Opponents	4.82	10	20	30	30	1	1	1	1	265.1	315	176	142	111	149	53	9	12	1037	.304	22	25	2	13	33

PB - Team (12), Moore, R. 12, Opp (4). **Pickoffs** - Team (1), Manthei, S. 1, Opp (3).

SBA/ATT - Moore, R. (23-30), Wade, K. (6-9), Heyer, K. (6-7), Troupe, M. (4-4), Crawford, T. (2-3), Farris, J. (2-3), Hale, T. (1-3), Bill, A. (2-2), Manthei, S. (0-1).

2012 NCAA Postseason Offensive Stats

NCAA Postseason Record: 10-0 Home: 5-0 Away: 0-0 Neutral: 5-0

Player	AVG	GP	GS	AB	R	H	2B	3B	HR	RBI	TB	SLG%	BB	HBP	SO	GDP	OB%	SF	SH	SB	ATT	PO	A	E	FLD%
2 Refsnyder, Robert	.390	10	10	41	11	16	2	0	2	9	24	.585	7	1	7	2	.480	1	1	2	2	21	1	0	1.000
6 Moore, Riley	.389	10	10	36	8	14	0	0	0	4	14	.389	4	3	8	0	.477	1	2	0	0	55	4	2	.967
5 Mejias-Brean, Seth	.372	10	10	43	7	16	3	0	0	9	19	.442	4	0	3	2	.417	1	1	1	1	11	22	3	.917
35 Rickard, Joey	.372	10	10	43	14	16	3	2	0	11	23	.535	6	2	9	0	.462	1	3	2	2	24	1	0	1.000
37 Brown, Bobby	.366	10	10	41	10	15	3	0	1	12	21	.512	6	0	9	0	.447	0	0	0	0	0	0	0	.000
13 Mejia, Alex	.356	10	10	45	7	16	2	1	0	8	20	.444	4	1	3	0	.412	1	2	4	4	11	36	0	1.000
1 Field, Johnny	.326	10	10	46	13	15	3	2	1	13	25	.543	4	1	4	0	.385	1	1	1	2	27	3	0	1.000
22 Dixon, Brandon	.313	10	0	16	8	5	1	0	1	4	9	.563	1	1	4	0	.389	0	0	1	1	40	1	0	1.000
15 Maggi, Joseph	.308	10	10	26	3	8	2	0	0	2	10	.385	2	0	6	1	.357	0	2	1	1	66	3	0	1.000
4 Gilbert, Trent	.303	10	10	33	7	10	1	1	0	9	13	.394	6	0	3	1	.410	0	7	0	0	18	41	4	.937
24 Parmenter, Tyler	.000	1	0	1	0	0	0	0	0	0	0	.000	0	0	0	0	.000	0	0	0	0	0	0	0	.000
Totals	.353	10	10	371	88	131	20	6	5	81	178	.480	44	9	56	6	.428	6	19	12	13	282	119	9	.978
Opponents	.239	10	10	351	28	84	12	1	1	24	101	.288	16	6	56	12	.282	3	0	3	4	268	100	21	.946

LOB - Team (94), Opp (66). **DPs turned** - Team (12), Opp (6). **CI** - Team (0), Opp (1). **IBB** - Team (6), Refsnyder 2, Mejias-Brean 1, Rickard, J. 1, Brown, B. 1, Mejia, A. 1.

2012 Postseason Pitching Stats

Player	ERA	W	L	APP	GS	CG	SHO	CBO	SV	IP	H	R	ER	BB	SO	2B	3B	HR	AB	B/Avg	WP	HBP	BK	SFA	SHA
44 Troupe, Mathew	0.00	3	0	3	0	0	0	0	0	4.2	3	0	0	2	5	0	0	0	14	.214	1	1	0	0	0
48 Wade, Konner	1.29	4	0	4	4	3	1	0	0	35.0	27	9	5	3	14	3	0	0	129	.209	0	2	0	0	0
36 Farris, James	1.62	1	0	2	2	1	0	0	0	16.2	14	4	3	3	11	1	0	0	62	.226	0	1	0	0	0
30 Crawford, Tyler	2.08	0	0	3	0	0	0	0	0	4.1	4	1	1	0	4	2	0	0	17	.235	1	0	0	0	0
26 Heyer, Kurt	2.97	2	0	4	4	1	0	0	0	33.1	36	14	11	8	22	6	1	1	129	.279	0	2	0	3	0
Totals	1.91	10	0	10	10	5	1	0	0	94.0	84	28	20	16	56	12	1	1	351	.239	2	6	0	3	0
Opponents	7.25	0	10	10	10	0	0	0	0	89.1	131	88	72	44	56	20	6	5	371	.353	3	9	1	6	19

PB - Team (5), Moore, R. 5, Opp (1). **Pickoffs** - Team (1), Troupe, M. 1. **SBA/ATT** - Moore, R. (3-4), Wade, K. (1-1), Farris, J. (1-1), Heyer, K. (1-1), Troupe, M. (0-1).

2012 College World Series Offensive Stats

CWS Record: 5-0 Home: 0-0 Away: 0-0 Neutral: 5-0

Player	AVG	GP	GS	AB	R	H	2B	3B	HR	RBI	TB	SLG%	BB	HBP	SO	GDP	OB%	SF	SH	SB	ATT	PO	A	E	FLD%
2 Refsnyder, Robert	.476	5	5	21	6	10	0	0	2	5	16	.762	3	0	5	1	.542	0	1	2	2	11	1	0	1.000
6 Moore, Riley	.412	5	5	17	1	7	0	0	0	0	7	.412	2	1	5	0	.500	0	1	0	0	29	2	1	.969
13 Mejia, Alex	.304	5	5	23	2	7	0	0	0	2	7	.304	1	1	0	0	.360	0	0	2	2	6	14	0	1.000
35 Rickard, Joey	.261	5	5	23	3	6	1	0	0	2	7	.304	1	1	7	0	.320	0	1	0	0	17	0	0	1.000
37 Brown, Bobby	.250	5	5	16	3	4	1	0	1	5	8	.500	5	0	5	0	.429	0	0	0	0	0	0	0	.000
15 Maggi, Joseph	.250	5	5	12	2	3	1	0	0	1	4	.333	0	0	4	0	.250	0	1	0	0	27	2	0	1.000
1 Field, Johnny	.227	5	5	22	5	5	1	0	0	1	6	.273	3	0	3	0	.320	0	0	0	0	15	1	0	1.000
5 Mejias-Brean, Seth	.211	5	5	19	2	4	1	0	0	4	5	.263	2	0	1	2	.273	1	0	0	0	6	10	2	.889
4 Gilbert, Trent	.176	5	5	17	1	3	0	0	0	5	3	.176	1	0	2	1	.222	0	3	0	0	7	16	0	1.000
22 Dixon, Brandon	.125	5	0	8	2	1	1	0	0	1	2	.250	0	0	3	0	.125	0	0	0	0	22	1	0	1.000
Totals	.281	5	5	178	27	50	6	0	3	26	65	.365	18	3	35	4	.355	1	7	4	4	144	52	3	.985
Opponents	.192	5	5	172	8	33	7	0	1	8	43	.250	11	2	29	2	.247	1	0	1	2	135	45	10	.947


LOB - Team (45), Opp (34). **DPs turned** - Team (2), Opp (4). **IBB** - Team (6), Refsnyder 2, Mejias-Brean 1, Rickard, J. 1, Mejia, A. 1, Brown, B. 1.

2012 College World Series Pitching Stats

Player	ERA	W	L	APP	GS	CG	SHO	CBO	SV	IP	H	R	ER	BB	SO	2B	3B	HR	AB	B/Avg	WP	HBP	BK	SFA	SHA
44 Troupe, Mathew	0.00	2	0	2	0	0	0	0	0	4.0	2	0	0	2	5	0	0	0	12	.167	1	1	0	0	0
48 Wade, Konner	0.50	2	0	2	2	2	1	0	0	18.0	11	1	1	1	7	1	0	0	63	.175	0	0	0	0	0
36 Farris, James	1.17	0	0	1	1	0	0	0	0	7.2	2	1	1	2	4	0	0	0	25	.080	0	1	0	0	0
26 Heyer, Kurt	1.80	1	0	2	2	0	0	0	0	15.0	15	5	3	6	11	4	0	1	59	.254	0	0	0	1	0
30 Crawford, Tyler	2.70	0	0	2	0	0	0	0	0	3.1	3	1	1	0	2	2	0	0	13	.231	0	0	0	0	0
Totals	1.12	5	0	5	5	2	1	0	0	48.0	33	8	6	11	29	7	0	1	172	.192	1	2	0	1	0
Opponents	4.00	0	5	5	5	0	0	0	0	45.0	50	27	20	18	35	6	0	3	178	.281	1	3	0	1	7

PB - Team (1), Moore, R. 1, Opp (1). **Pickoffs** - Team (1), Troupe, M. 1. **SBA/ATT** - Moore, R. (1-2), Farris, J. (1-1), Troupe, M. (0-1).

Hi Corbett Field



Beginning in 2012, Hi Corbett Field became the new home of Arizona baseball. Located approximately two miles southeast of the University of Arizona campus, Hi Corbett Field is the former Spring Training home of the Colorado Rockies and offers Major League-caliber amenities to the UA baseball program.

The historic ballpark has a capacity of 9,500 and includes spacious concourses, hundreds of box seats, and large grandstands behind home plate and down each base line complete with chair-back seating to create one of the best gameday environments for fans in the nation. Down each foul line are additional oversized grandstands with bleacher seats, and down the right field foul line is a large grass lawn with shade trees.

The stadium has an abundance of amenities for visitors, including large concessions stands and restrooms. The venue is handicapped accessible and includes nearly 1,000 parking spaces in the surrounding areas. The press box features an elevator, a large media workroom, home and visiting radio booths and operations rooms. A roof extends from atop the press box and provides shade on sunny days to the seats behind home plate.

The Arizona baseball offices are located on-site in an executive suites building down the right field line. The complex includes five offices, a conference room, restrooms and an academic study area.

For players, a newly renovated and oversized home clubhouse is attached to the home dugout along the first base line. Inside is a large locker room area with individual wooden lockers for each player, showers and restrooms, a rehabilitation center, a training room, coaches gameday locker room, televisions, new furniture, a video room for film study and an equipment room. Cosmetic upgrades to flooring, painting and UA branding were completed in January 2012.

Behind the right field fence is a lighted and covered batting cage facility. The batting cage features four tunnels and pitching mounds to provide hitters and pitchers a place to workout any day of the year. A professionally-maintained auxiliary field beyond the right field fence is also available for the team to use for practice and training at any time.

Hi Corbett Field sits in the heart of mid-town Tucson and is nestled inside Gene C. Reid Park. Over the left field fence is the Reid Park Zoo and to the east behind the third-base grandstands are the greens to the second hole at Randolph North Golf Course and the fourth hole at Dell Urich Golf Course – yes, two 18-hole municipal courses. Surrounding views include the Santa Catalina Mountains to the north, the Rincon Mountains to the east, the Santa Rita Mountains to the south and the Tucson Mountains to the west.

Tucson's most centrally-located park, walking and biking paths, a lake, picnic areas and ball fields complete the spacious confines of Reid Park. Other nearby attractions includes Randolph Recreation Center, the El Con Mall, shopping centers, and dining establishments.

Hi Corbett Field was built in 1927 and originally named Randolph Municipal Baseball Park. The initial home teams in the early years included the Tucson Waddies and the Tucson Cowboys of the Arizona State League. In 1931, the Tucson Missions played in the Arizona-Texas

League and the Tucson Lizards were the name in 1932. From 1933-1958 the Tucson Cowboys occupied the ballpark.

In 1946, the Cleveland Indians moved their spring training operations to Tucson. Hiram Steven Corbett, a long-time Arizona state senator and president of the Tucson Baseball Commission, played a key role in luring the Indians. Corbett worked with Bill Veeck, then owner of the Indians, to make the deal happen.

In the Cactus League's inaugural opener on March 8, 1946, Bob Lemon got the win as the Indians defeated the Giants 3-1. In 1951, the City of Tucson renamed the ballpark in honor of Corbett and it has since been known simply as Hi Corbett Field.

For 46 years, it was the home of Indians for spring training. In 1992, the Indians announced they were moving their spring training location to Florida. The Colorado Rockies, a new expansion franchise, immediately moved into the facility in the spring of 1993. The club remained through 2010.

The ballpark was the home of the Tucson Toros, a Class-AAA affiliate, from 1969-1997. But when the Arizona Diamondbacks and Chicago White Sox opened the Kino Sports Complex as a spring training site, the Tucson Toros permanently moved to the new park and became known as the Tucson Sidewinders. Thereafter, USA baseball, the Arizona Heat of National Pro Fastpitch and the Golden Baseball League's Tucson Toros have been headquartered at Hi Corbett.

On Aug. 10, 2011, the University of Arizona Department of Intercollegiate Athletics announced that the baseball program was moving its plant permanently to Hi Corbett Field. The move became official months later when a lease agreement was signed by the school and the City of Tucson.

The school has a long and storied history of playing games at Hi Corbett Field, though most games date back to the 1940's, 50's, 60's and early 70's. The Wildcats often played double-headers where the afternoon contest was played on campus at UA Field (now current location of main library) and the nightcap was hosted under the lights at Hi Corbett Field. Arizona's rivalry games with Arizona State were also frequently played off-campus in the evenings, as were the NCAA District Playoffs.

The first-ever collegiate night game played in Tucson was on April 26, 1940 when Arizona hosted New Mexico. The Wildcats won, 8-0, but the night was highlighted by hurler Ken Heist who struck out 21 batters in his final collegiate game. At the time it was believed to be a school record and remains the top mark in program history to this day.

In 1967, the Arizona baseball program proudly opened Wildcat Field and added lights to the facility during the 1975 season. With a lighted ballpark on campus, the need to play games at Hi Corbett faded away. The on-campus venue was renamed Frank Sancet Stadium in 1986 and later to Jerry Kindall Field at Frank Sancet Stadium in 2003. The ballpark hosted 1,604 games from 1967-2011, with the Wildcats winning 1,114 games against 486 losses and four ties.

Hi Corbett Field



Hi Corbett Field Fast Facts:

Built: 1927

Capacity: 9,500

Surface: Natural Grass

Recent Renovations: 1972, 1992, 1997, 1999, 2012 and 2013

- Arizona occupies the first base dugout/clubhouse. Visiting teams occupy the third base dugout with an attached clubhouse.

- The batting cage facility is located behind the right field fence. The auxiliary training fields are located just beyond the batting cages. UA utilizes one of the fields for some practices.

- The executive suites building down the right field line hosts the Arizona baseball coaches offices, a conference room and an academic services center.

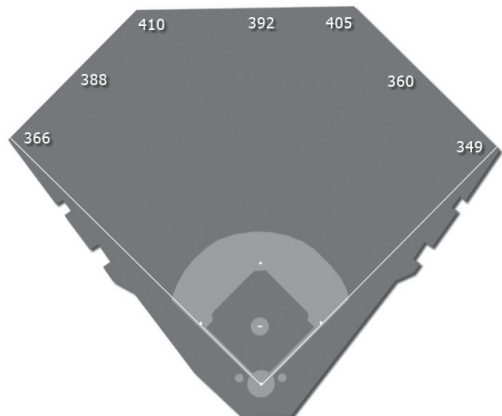
- The Arizona clubhouse behind the first base dugout houses an oversized locker room, coaches locker rooms, a video room, an equipment room, washers and dryers, a rehabilitation room and a training room.

- The red line on the outfield wall separates the lower padded wall and the taller metal wall extending higher. A home run is awarded for any ball that goes over the red stripe.

- The height of the left field padded wall is approximately eight-feet tall from the left field line across to left-center. From the 388-mark, the padded wall elevates to approximately nine-feet tall and raises to over 10-feet high in right-center at the 360-mark, where it remains near that height to the right field foul line.

- The names on the outfield wall honor former deceased student-athletes John "Button" Salmon, Lee Franklin and Kelsey Osbourne. The 1980 Golden Spikes Award winner and two-time world champion manager Terry Francona is also recognized. Inside the front entrance to the venue is a bronze plaque recognizing the accomplishment of former coaches Frank Sancet and Jerry Kindall. The Legends Plaza in the lower concourses recognizes former All-Americans, along with coaches Kindall and Jim Wing, the architects of the school's first three national championships.

- Parts of the 1989 movie Major League were filmed at Hi Corbett Field. The production used members of the University of Arizona baseball team as extras.



Hi Corbett Field has hosted these members of the National Baseball Hall of Fame

Hank Aaron	Ralph Kiner
Roberto Alomar	Bob Lemon
Richie Ashburn	Ernie Lombardi
Earl Averill	Al Lopez
Ernie Banks	Mickey Mantle
Yogi Berra	Juan Marichal
Bert Blyleven	Willie Mays
Lou Boudreau	Willie McCovey
Lou Brock	Johnny Mize
Rod Carew	Paul Molitor
Steve Carlton	Joe Morgan
Gary Carter	Eddie Murray
Orlando Cepeda	Hal Newhouser
Happy Chandler	Phil Niekro
Joe Cronin	Mel Ott
Andre Dawson	Satchel Paige
Bill Dickey	Gaylord Perry
Joe DiMaggio	Brooks Robinson
Bobby Doerr	Frank Robinson
Leo Durocher	Nolan Ryan
Dennis Eckersley	Ryne Sandberg
Bob Feller	Ray Schalk
Rollie Fingers	Red Schoendienst
Whitey Ford	Tom Seaver
Ford Frick	Al Simmons
Warren Giles	Ozzie Smith
Joseph L. Gordon	Duke Snider
Rich "Goose" Gossage	Casey Stengel
Hank Greenberg	Bruce Sutter
Tony Gwynn	Bill Veeck
Will Harridge	Hoyt Wilhelm
Rickey Henderson	Billy Williams
Billy Herman	Dick Williams
Rogers Hornsby	Ted Williams
Catfish Hunter	Dave Winfield
Monte Irvin	Early Wynn
Reggie Jackson	Carl Yastrzemski
Fergie Jenkins	Tom Yawkey
George Kell	Robin Yount

Home at Hi Corbett Field



UA's permanent move to Hi Corbett Field has been in the works for more than 70 years.

Story first written prior to the 2012 season.

It is said that the more things change, the more they remain the same. Those words especially hold true for historic Hi Corbett Field and the Arizona Wildcats.

On Aug. 10, 2011, the University of Arizona Department of Intercollegiate Athletics announced that the baseball program was moving its plant permanently to Hi Corbett Field. The move became official months later when a lease agreement was signed by the school and the City of Tucson.

The decision was met with mixed emotions from fans, alumni and baseball letterwinners. After all, the school had won three national championships by playing on campus at Wildcat Field, later named Frank Sancet Stadium and eventually Jerry Kindall Field at Frank Sancet Stadium in honor of the legendary coaches.

The change was motivated by a number of factors. At the forefront was improving the facilities in place for current and future ballplayers to aide in player development. Other strong consideration was given to improving the overall fan experience, providing a stadium with more shade, better seating and increased space for concessions, restrooms and parking. All of these factors also played into increasing chances to host postseason games, something the school has not done in nearly 20 years.

Those opposed to the move had strong emotional connections to the old ballpark, and for good reason. Decades of traditions for players, fans and alumni are not easy to look past. The baseball program, one of those most storied in NCAA history, had defined itself by playing in front big crowds on sunny spring days and pleasant evenings on campus in the months before the seemingly annual trip to the College World Series.

But in recent seasons, something had changed. The once large crowds dwindled and students found other things to do on Friday nights and weekday afternoons. While the winning tradition continued into the 2000s under coach Andy Lopez, postseason appearances have been made in far-away locations such as Coral Gables, Fla., Ann Arbor, Mich., South Bend, Ind., and a handful of cities in Texas. The closest stop since 1992 has been Fullerton, Calif.

Arizona had a couple of options to consider. One such solution would be to begin an expensive renovation of the on-campus facility. The second was to explore the possibility of moving into an off-campus facility at Hi Corbett Field, which already had Major League-caliber facilities in place.

Hi Corbett Field became a viable option after the Colorado Rockies moved out of the facility officially at the end of spring training in 2010. The Tucson Toros, an independent league baseball team, played at the park that summer, but was then put on hiatus when the Tucson Padres, the Class-AAA club for the San Diego Padres, opened play at Kino Sports Complex in 2011.

Director of Athletics Greg Byrne and city officials saw Hi Corbett Field as a solution to improve the Wildcats' facilities as well as provide a permanent tenant for the mostly unused venue. Discussions between the two parties began last summer and by the fall an agreement was in place.

It was a perfect match for Tucson and the Arizona Wildcats. And as history tells us, it was something in the works for more than 70 years proving that while a whole lot has changed, much will stay the same in this baseball town.

A Local Attraction

The legacy of Hi Corbett Field is not defined by single games or seasons, players or managers, decades or eras. Instead, what makes Hi Corbett Field special is that it appeals to an entire community.

Hi Corbett Field sits in the heart of mid-town Tucson and is nestled inside Gene C. Reid Park. Over the left field fence is the Reid Park Zoo and to the east behind the third-base grandstands are the greens to the second hole at Randolph North Golf Course and the fourth hole at Dell Ulrich Golf Course – yes, two 18-hole municipal courses.

Tucson's most centrally-located park, walking and biking paths, a lake, picnic areas and ball fields complete the spacious confines of Reid Park. Other nearby attractions includes Randolph Recreation Center, the El Con Mall, shopping centers, and dining establishments.

It was not always that way, though. Before the park and the zoo, the field provided a desert oasis for baseball. Lush desert vegetation created a natural border between the field and the surrounding neighborhoods. The only hustle and bustle in those days came from the crack of the bats and the cheers from the crowd at the diamond.

Hi Corbett Field was built in 1927 and originally named Randolph Municipal Baseball Park. The initial home teams in the early years included the Tucson Waddies and the Tucson Cowboys of the Arizona State League. In 1931, the Tucson Missions played in the Arizona-Texas League and the Tucson Lizards were the name in 1932. From 1933-1958 the Tucson Cowboys occupied the ballpark.

But the big news for the stadium came in 1946 when the Cleveland Indians moved their spring training operations to Tucson. Hiram Steven Corbett, a long-time Arizona state senator and president of the Tucson Baseball Commission, played a key role in luring the Indians. Corbett worked with Bill Veeck, then owner of the Indians, to make the deal happen.

"If Horace Stoneham will bring the New York Giants to Phoenix to train, I will bring the Cleveland Indians to Tucson," Veeck is quoted as saying on the Cactus League official website.

In the Cactus League's inaugural opener on March 8, 1946, Bob Lemon got the win as the Indians defeated the Giants 3-1. In 1951, the city of Tucson renamed the ballpark in honor of Corbett and it has since been known simply as Hi Corbett Field.

For 46 years, it was the home of Indians for spring training. In 1992, the Indians announced they were moving their spring training location to Florida. The Colorado Rockies, a new expansion fran-

chise, immediately moved into the facility in the spring of 1993. The club remained there through 2010.

The ballpark was the home of the Tucson Toros, a Class-AAA affiliate, from 1969-1997. But when the Arizona Diamondbacks and Chicago White Sox opened the Kino Sports Complex as a spring training site, the Tucson Toros permanently moved to the new park and became known as the Tucson Sidewinders. Thereafter, USA baseball, the Arizona Heat of National Pro Fastpitch and the Golden Baseball League's Tucson Toros have been headquartered at Hi Corbett.

The last year and a half has seen the historic ballpark go mostly unused in an eclectic part of a town that once rallied around the teams that called Tucson home, even if just for a month or two during the year. Still, the history and legacies of the old ballpark remain and await new chapters to be written in the years to come.

Under the Lights

The Chicago Cubs scheduled their first night game at Wrigley Field for Aug. 8, 1988. That game with the Philadelphia Phillies was rained out after three and a half innings and the Cubs played their first official night game the next day against the New York Mets, a 6-4 Cubs' victory.

Flashback – yes back in time – 48 years to the first collegiate night game ever played in Tucson. On April 26, 1940, the Arizona Wildcats hosted the New Mexico Lobos at Randolph Park – now Hi Corbett Field – for the final series of the season that was to determine the winner of the Border Conference championship.

The Tucson Daily Citizen wrote in its April 26 issue that “the game will start at 8 o'clock and a large crowd is expected.” The crowd – estimated a day later at 500 by the Arizona Daily Star – witnessed a game for the ages.

Not only was it the school's first night game, but hurler Ken Heist, throwing in his final collegiate game, struck out 21 batsmen. At the time it was believed to be a school record and remains the top mark in program history to this day.

“Burning ‘em over with rocket-like velocity, Kenny mowed the Lobos down in almost mechanical manner,” wrote the Arizona Daily Star a day later. Heist had yielded just two base hits all night long until the ninth inning before giving up a pair of singles, “but Heist turned on the steam and sent the next three men down swinging.”

Heist's remarkable performance has been documented sporadically throughout Arizona baseball annals. However, it has never been consistently documented as the top mark for whatever reasons. Even when referenced in some old media guides, the year has been listed as 1941, and the Arizona Daily Star once referred to the record as occurring in 1942.

Without Heist's mark, past archives have listed two players sharing the school record. In 1962, Dan Schneider struck out 20 against Utah and Leon Hooten matched that tally against New Mexico in 1969.

Alas, Heist's 21 will prove to be the record going forward.

Let's Play Two

One of the Arizona baseball traditions from decades past was to play day-night double-headers. The first game was often scheduled for early afternoon on campus at UA Field and the nightcap slated for a 7 o'clock or later first pitch just a few miles down the road at Hi Corbett Field.

On April 11, 1959, the Wildcats hosted upstart Arizona State in a highly anticipated series. The Sun Devils, in their first year under coach Bobby Winkles, were a program on the rise and posed a potential challenge to a UA program bidding for a 10th-straight trip to the NCAA district playoffs.

The Arizona Daily Star previewed the series by writing, “the clubs tangle at 2 o'clock this afternoon at the UA field and conclude the twin-bill with a game under the lights tonight at Hi Corbett Field, beginning at 7:30.”

Arizona won both games by scores of 10-1 and 6-3, respectively. Catcher Alan Hall blasted a home run in each game, one at UA Field and another over at Hi Corbett Field. His battery-mate for the nightcap was ace hurler Dave Baldwin.

“Fastballer Dave Baldwin went all the way for Arizona last night picking up his sixth victory,” wrote Dick Casey in the Arizona Daily Star. “Baldwin was erratic at times but continued his torrid strikeout pace with 12.”

Perhaps the big moment came on Hall's homer in the fifth inning, and Casey described the play as such: “Last night under the lights at Hi Corbett Field before a crowd of 1,226, Alan Hall's leadoff home run in the fifth inning capped a four-run Wildcat uprising that brought them from behind to take the win.”

The following week the Wildcats played host to the Sull Ross Lobos, a small institution in Alpine, Texas, with an enrollment of 2,000 and known as much for its rodeo as any of its athletic programs.

Arizona defeated the Lobos 4-1 in a whirlwind game that lasted just one hour and 37 minutes on a Friday afternoon at UA Field. Birdie Morago hurled a two-hit masterpiece and faced only 29 official batters, retiring the final 18 in order.



The next day the two teams were set for a twin-bill. The Wildcats captured an easy 11-5 victory at UA Field in the afternoon, highlighted by an ejection of the Lobos starting catcher. Casey noted the incident and wrote that “George Martin was thumbed out of the afternoon game by umpire Bill Long after protesting too vigorously on a call while Arizona was batting in the fifth inning. Martin became so angry he tossed the baseball he was holding over the fence and into the street.”

The nightcap was at Hi Corbett Field and featured an interesting pitching duel. Arizona's Jim Ward squared off against a former Wildcat, Herman Hudson, who “shackled the Cats for four innings” as Casey mentioned in his game story. But the

Wildcats' bats awoke in the middle stages, tying the game and eventually taking a 3-1 lead in the sixth inning en route to a 6-1 win to capture the series sweep.

One week later, on April 25, the UA was again up to its usual double-dip winning ways. After Morago hurled a four-hit shutout in a 13-0 victory over Air Force at UA Field in the afternoon, Baldwin took to the mound and fanned 18 Falcons in a 23-2 rout at Hi Corbett Field in the evening. Casey called Baldwin “a fire-balling strikeout artist” in the next day's paper.

College Baseball's Spring Training

Arizona's dry and warm climate affords the opportunity to play baseball year round in the Old Pueblo. The chamber-of-commerce spring afternoons are no exception, but are sometimes easy to take for granted – unless you're from the colder climates.

Indeed, teams from the Midwest migrated annually to Tucson to enjoy outdoor baseball in the sunny southwest. Michigan and Iowa were two regular visitors to Tucson, often traveling out west to play as many as eight games against the Wildcats.

The Hawkeyes first traveled to Tucson for a six-game series in 1952. Despite winning just one game, they returned for the next 10 seasons. A few years later, the annual vacation resumed and from 1964-1974 they played at least two games in Tucson every year.

It was customary for the Wildcats and Hawkeyes to play single games on four-straight days and then take a day off before playing a double-header on a Saturday to wrap up the series. Often times the double-header was capped at night at Hi Corbett Field.

The same held true with the Wolverines from Michigan. UM first came to Tucson in 1960, and were regulars in the 1960s and early 70s. In 1963, the Wildcats and Wolverines tussled for six games, playing three at Hi Corbett Field. It was a familiar slate between the schools in most seasons.

While Oklahoma, Southern Illinois and others traveled to play in Tucson, some years felt like the Wildcats belonged in the Big 10 Conference. The Wildcats played six games with Iowa, two with Michigan and four with Wisconsin, including two at Hi Corbett, in 1965. A year later, Ohio State was on the slate four times and again for two contests in 1969.

In 1972, the Wildcats played the Wolverines eight-straight games and then turned around to play Iowa eight times. A tilt with Tulsa was mixed in, but otherwise 16 of 17 home games were played against the two Big 10 schools.

The week-long visits by the Big 10 schools were like mini-spring trainings for teams that sometimes were playing outdoors for the first time when they arrived. Usually the lack of outdoor practice proved burdensome to the visitors. For instance, Iowa collecting a mere 19 wins in 118 chances against the Wildcats from 1952-74. Even so, sometimes luck fell on the side of the visitors and that was certainly the case in 1959.



In the opening game of a six-game series, the Hawkeyes mounted an improbable rally to tie the Wildcats 6-6. The Tucson Daily Citizen's Carl Porter noted in an article dated March 24, 1959, that "the odd part of yesterday's series lidlifter was the fact it was perhaps Iowa's lack of outdoor workouts that came through for the visitors in the 11th hour."

Arizona was leading 6-4 in the ninth inning with top arm Dave Baldwin on mound. Porter described Baldwin "hot as an August afternoon at the time, striking out the first two men in the ninth for his 11th and 12th whiffs of the game."

To make matters worse for Iowa, late afternoon "shadows engulfed UA Field except for a few rosy streaks of setting sun" and Baldwin's "flashing fastball looked as pale as the misty moon in left field."

"We haven't been out of our field house for six weeks," a Hawkeye player told Porter before the game. "And man, is the light bad for hitting in there."

But the Hawkeyes, used to hitting in poor lighting, mounted a two-out rally to tie the game at 6-6. Playing at UA Field, the game had to be called after 10 innings and three hours and 31 minutes of action, illustrating why so many games had to be played at Hi Corbett Field in those days. Arizona won the series 3-2-1 that year in what was one of the most closely contested series with the Hawkeyes over the years.

The days of the extended visits has long since passed, however. Michigan has returned to play in Tucson as recently as 2009 (a three-game UA sweep), but otherwise Iowa (1974), Wisconsin (1972) and Ohio State (1969) have not been back since the old UA Field/Hi Corbett years and the collegiate version of spring training.

Friend Turns Foe

The Cleveland Indians played a big part in Tucson's baseball history during the middle half of the 20th Century. After all, Tucson was the Indians' home for spring training since 1946, which helped cultivate a supportive baseball culture in town.

But in the late 1950s, Arizona coach Frank Sancet found the business operations of the Indians to be bothersome. In early March of 1959, one of Sancet's top players, third baseman Gene Leek, abruptly signed a professional contract with the Indians. The Tucson Daily Citizen's George McLeod wrote that the contract was estimated at nearly \$50,000 over the next four years.



EXPENSIVE INK ... Gene Leek, left, university of Arizona signing contract with the Cleveland Indians as Tribe scout Darin Lodigiani (left) and Manager Joe Gordon look on. The entire team was sporting below free expense such a little bit of ink proved to the Indians, with Leek signing for "summers of \$50,000." Leek was to make his professional debut this morning with the Cleveland "B" team against the Chicago Cubs "B" team in Mesa.

Sancet was left disgruntled at the signing. According to the Tucson Daily Citizen, Sancet banned his players from working out with the Indians and announced that he would do all possible to keep his players from signing with Cleveland.

Sancet told the newspaper, "I'm angry over one thing ... that Leek was signed during the season. This is the first time in the history of the school it has happened. Lots of kids, in fact, just about all of them, have signed with remaining eligibility. But I

don't get mad at that. They sign between seasons when we still had time to make our plans."

Within hours of signing, Leek collected a pair of hits and assisted in a rally-killing double play for the Indians A team that defeated the Chicago Cubs A team, 10-5, in Mesa. Two days later, Leek and the Indians A team were scheduled to return to Tucson and play the Boston Red Sox at Hi Corbett Field.

Leek teamed with former Wildcat Carl Thomas as local sensations during spring training that year. Lou Pavlovich wrote in the Tucson Daily Citizen that Leek was the "most exciting bit of news to hit a Cleveland spring camp since the days when Herb Score was discovered. This University of Arizona performer got a running mate in the 'surprise' department yesterday when big Carl Thomas, also an ex-Wildcat, hurled three spectacular innings to help Cleveland bounce the Boston Red Sox, 7-5, with 5,106 fans — about 1,000 less than the record turnout at Hi Corbett Field — watching."

The situation is not so different from what college coaches face today battling the professional ranks. With the Major League Baseball First-Year Player draft annually held in June — at the same time of the NCAA postseason — draft-eligible players are often selected by organizations before their college seasons are over. Sometimes, as was the case in 2011 for a handful of Wildcats playing in the College Station Regional Championship game, players are drafted without their knowing during the course of a game.

None, however, traded their jerseys in quite as quickly as Leek did some 50-plus years ago.

Fighting for the Playoffs

In the 1950s, Arizona was fighting with perennial Texas powers for the right to host the District 6 Playoffs. The stadiums and crowds were, as the saying goes, bigger in Texas.

That began to change, however, when the Wildcats started playing postseason games at Hi Corbett Field. Arizona was actually awarded postseason tournaments in 1951 and 1953. The Wildcats were beaten by Texas A&M and Texas, respectively, in each of those seasons.

Arizona caught a bit of break in 1954 when it participated in the 1954 District 7 Playoffs at Northern Colorado and at Wyoming instead of playing the Texas schools from District 6. The Wildcats broke through for their first trip to the College World Series that season, and again did so after playing on the road at Texas A&M in the 1955 District 6 Playoffs.

By then Arizona had established itself as a premier program. One of the missing ingredients was the big home crowds, and those started to turn up in the 1956 season. To boot, the Wildcats had arguably the best starting pitching staff in school history with aces Carl Thomas and Don Lee, and Ernest Oosterveen was an outstanding No. 3 starter who once suffered a loss that year despite pitching into the 15th inning of a contest.

One of the highlights of that 1956 season came in mid-April in a night game at Hi Corbett Field. In front of a crowd of 1,200, ace hurler Lee earned a win of his own with a three-run blast in the bottom of the ninth inning to give the Wildcats a prevailing 5-2 victory over San Diego State. His pitching and hitting heroics extended the school's winning streak to 24 straight games, and eventually a then-school record 25.

Bud Tucker of the Tucson Daily Citizen said the large and boisterous crowd "serves to indicate Tucson will support college baseball — if the games are staged at working men's hours." Tucker added in his column that UA graduate manager Bumps Tribolet was "elated over the large turnout." Indeed, night games were a hit in the town.

Hosting playoff games required at least that much support and financial considerations were an issue then as they are today.

As Abe Chanin cited in the Arizona Daily Star on May 10, 1956, "Last year the NCAA district six playoffs in little Bryan, Texas, drew almost 18,000 for three games between Arizona and Texas A&M." Chanin added, "It will cost some \$2,500 to bring the TCU baseball team here and that calls for hefty attendance to make the 'nut', as they say in the entertainment business."

By season's end, Arizona was hosting the playoffs and fans came out in droves to support their club. It was a highly anticipated series against the Horned Frogs that forced UA officials to bring in extra bleacher seating as sellouts were expected.

Those that packed the stands for the series opener on May 21 were treated to a classic contest. As Tucker described, "With two out in the bottom of the ninth inning and Cat centerfielder Lee Myers on second base, [Craig] Sorensen jumped on the three-and-two offering of Frog pitcher Doug Balkum and parked it over the 360-foot left field wall to break a 5-5 tie and send 4,635 fans — the largest throng ever to watch a UA baseball game — into near hysteria."

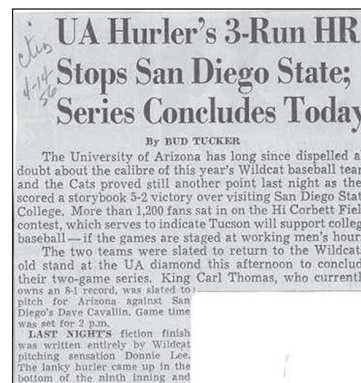
Arizona won the series in two games and went on to a third-straight College World Series appearance. The next two times the Wildcats hosted the District 6 Playoffs — in 1958 and 1960 — they also clinched appearances in the College World Series.

Some Unusual Foes

Arizona baseball schedules in the 1950's featured some unusual opponents. Williams Air Force Base, the San Diego Marines, Camp Pendleton, Oakland Acorns and Darr Aero Tech are just a few of the many opponents that show up in the year-by-year schedules.

One of the more memorable series was held in Tucson in May of 1950. Arizona, which had suffered just two losses all season long, hosted a three-game set against the National University of Mexico.

The opening game was held at night at Randolph Park on May 15. Dale Edwards led an offensive explosion with four hits as the Wildcats trounced the Pumas by a score of 17-1. Left-hander Dick Corrigan struck out 18 on the evening to earn the victory.





The Arizona Daily Star's Abe Chanin wrote in the next day's paper that "the young sophomore hurler came within three of tying the University of Arizona strikeout record in handcuffing the Mexico U. Pumas last night."

Interestingly, Chanin noted that the strikeout record of 21 was set by Kenny Heist — which it was — but that it occurred in 1942. It actually was set in 1940 against New Mexico at Randolph Park.

Perhaps the biggest news to come from the Wildcats' victory that night, however, was that Arizona was awarded the school's first ever NCAA Tournament berth before the game. The Wildcats were tabbed to go up against Texas in Austin for the right to represent District 6 at the College World Series. The Wildcats lost that playoff two games to one.

But from that year on, Arizona became a household name in college baseball as the Wildcats emerged as regular participants in the district playoffs and eventually the College World Series. In fact, it became such a common occurrence that the Wildcats would often add unscheduled games prior to playing in the postseason.

In 1959, Arizona had secured a spot in the District 6 Playoffs and had wrapped up the regular season. But with a couple weeks before the playoffs, Coach Frank Sancet did not want his club to develop any rust before heading to College Station, Texas, to play at Texas A&M.

A year earlier, Arizona took two weeks off before packing up and heading to Austin, Texas. The Wildcats dropped the opening game and eventually bounced back to win the series, but the Wildcats struggled offensively.

"Maybe that hurt our hitting," Sancet admitted to the Tucson Daily Citizen about his 1958 squad. After escaping Texas in the District 6 playoffs, Arizona quickly was dispatched in two games at the College World Series in a performance that the paper described as "most anemic plate performances" of the season.

So in 1959, Sancet gave Wildcat fans one last treat with a tilt against a club team — Jameson Sporting Goods. The contest was set for 8 p.m. at Hi Corbett Field and a game the Wildcats would win, 6-5.

Interestingly, Jameson had defeated the Casa Grande Cotton Kings earlier in the year, the reigning state championship semi-pro team. The Cotton Kings were a regular on the UA schedule and happened to be the only team to sweep a series from the Wildcats in 1959.

The Wildcats also played games against Jameson and Casa Grande in the extra time leading up to the College World Series. Arizona won its first three games of the World Series that year, before dropping two-run decisions to Fresno State and Oklahoma State, putting an end to the program's bid for its first national title.

The Rivalry Games

Perhaps no Arizona baseball tradition at Hi Corbett Field was as strong as hosting Arizona State at the big ballpark under the lights. Fans filled the stands for the big rivalry games, particularly in the 1960s when Bobby Winkles was leading the Sun Devils to national prominence and giving Frank Sancet and the Wildcats a true rival.

In 1960, the Wildcats hosted the Sun Devils for a day-night double-header to close the regular season collegiate schedule (another game against the Casa Grande Cotton Kings was scheduled a few days later at Hi Corbett Field) with the nightcap taking place at Hi Corbett Field. The Wildcats won both games, hosted the District 6 Playoffs against Houston and went on to the College World Series.

Five years later, Arizona hosted all three games of an April set against the Sun Devils at Hi Corbett Field in 1965. The Wildcats took two out of three, but dropped all three games in Tempe a few weeks later and finished second in the Western Athletic Conference South. The Sun Devils won their first national championship that year while Arizona was kept out of the postseason.

The Wildcats extracted some revenge the following year. After dropping two of three games up

the road in Tempe in April, Arizona hosted the Sun Devils for the regular season finale and, as was usually the case, the WAC South race came down to the season-ending showdown between the Wildcats and Sun Devils.

While not as strong as the national title team, Arizona State's roster boasted Reggie Jackson and posed a legitimate threat to the homestanding Wildcats. But Arizona's players and fans answered the bell in the biggest games of the year.

The Tucson Daily Citizen's Carl Porter summarized the frenzy that surrounded the series.

"[Pat] O'Brien pitched and batted the University of Arizona to a breathtaking 1-0 victory over arch-rival Arizona State University at Hi Corbett Field as 6,373 partisan fans screamed their approval."

John Lindblom would add that the crowd "strained the seams of Hi Corbett Field" and set UA attendance records for a single game as well as the season.

The 1-0 series-opening victory was hard fought. The Sun Devils out-hit the Wildcats 8-5, and Jackson, the starting center fielder, had two hits. But the Wildcats work was far from complete.

The series would be decided in a wild double-header at Hi Corbett Field a day later, when the Sun Devils rallied for a run in the seventh and another in the eighth to overcome and eventually hold off Arizona, 5-4, to tie the series.

The rubber match later in the evening saw a crowd of 5,368. The Sun Devils took a 1-0 lead in the second inning, but UA starter Mike Paul shut down the rivals the rest of his way as he went the distance for one of his five complete games of the season. The UA offense broke through for four runs in the fifth and two more in the sixth to pull away with a 6-1 series-clinching victory.

Arizona went on to defeat Wyoming in Laramie for the WAC Championship, swept Idaho in two games of the District 7 Playoffs in Tucson and ultimately went onto yet another College World Series Appearance, while Arizona State missed the playoffs.

Hi Corbett continued to be a big draw for the series in the 1970's. Before UA Field opened up in 1975, the final Arizona-Arizona State series to be played at Hi Corbett Field was in 1974, a year in which the Wildcats set a school record with 58 victories.

The three games to end the regular season were 14-3, 14-9 and 11-1 Wildcat romps over the Sun Devils. The series drew a then school record 22,786 fans for the three games. A few years later, at the newly revamped and lighted Wildcat Field, the series drew a new record 23,090 on campus in 1978.



Wildcat Field

In 1967, the Arizona baseball program proudly opened Wildcat Field. It was a much needed upgrade and moved the baseball facility from the current library location to where the structure remains today. However, Wildcat Field opened without lights and the baseball team still hosted plenty of games at Hi Corbett Field, accumulating a 37-15 record from 1967-74.

The need for lights at Wildcat Field was apparent even in the early stages of the 1975 season. On Feb. 22, Arizona played a double header against San Diego State at Wildcat Field. UA won the scheduled seven-inning first game 7-6, and then won a shortened second game 6-3 after the game was called after seven innings due to darkness.

A month later, the campus diamond was still waiting for the installation of the lights to be completed. On March 23, UA and Southern Illinois tied 4-4 after the game was called after 10 innings due to darkness at Wildcat Field. The Wildcats had prevailed the night prior, 15-0, before a crowd of 1,047 at Hi Corbett Field.

The 1975 season also included some of the school's frequent double-headers, with one game on campus and another in the evening at Hi Corbett Field. On March 15, Arizona defeated Northern Colorado, 7-3, at Wildcat Field. Later that day, UA defeated Northern Colorado, 8-3, before 1,159 fans at Hi Corbett Field. Pitcher Steve Powers doubled, scored a run and had an RBI as he improved to 7-0 in the season with a complete game four-hitter highlighted by 10 strikeouts in the nightcap.

A few weeks later, Arizona opened a three-game series with UTEP at Hi Corbett Field. The Wildcats won the opener 23-4 behind a complete game, 10-strikeout performance by Craig Gioia in front of 2,087 fans. The next day, UA won 11-4 in an afternoon game at Wildcat Field, before winning 20-1 in a nightcap at Hi Corbett Field in front of 1,566. Powers improved to 9-1 with eight strikeouts in seven innings.

But by season's end, the Wildcats were ready to turn on the lights at Wildcat Field. The first night game at Wildcat Field was played on April 18, 1975 when Arizona State beat Arizona, 9-1, before a record crowd of 9,118 fans. On that night, ASU's Floyd Bannister struck out 17 Wildcats and had a no hitter going until one out in the eighth inning when UA pinch hitter Scott Russell doubled.

While not the start the Wildcats had hoped for, they finally had an on-campus facility with lights to host night games, doubleheaders and NCAA postseason tournaments. The venue was renamed Frank Sancet Stadium in 1986 and later to Jerry Kindall Field at Frank Sancet Stadium in 2003. All added up, the ballpark hosted 1,604 games from 1967-2011, with the Wildcats winning 1,114 games against 486 losses and four ties.

Returning To An Old Home

For Arizona baseball, the numbers speak for themselves. The program boasts three national championships, 15 College World Series trips, 36 postseason appearances and 2,573 all-time victories. Only six schools have more titles and only six have more wins.

The rise to national prominence began in 1950 with the program's first-ever trip to the NCAA District Playoffs and it has continued for more than six decades. In that span, Arizona has had just four head coaches — Frank Sancet, Jerry Kindall, Jerry Stitt and Andy Lopez. It is a select group of men that has connected eras and generations of players to one great lineage of success. They have coached ball clubs at Randolph Municipal Baseball Park, UA Field and Wildcat Field.

Randolph Park eventually became Hi Corbett Field. UA Field was often referenced as University Field or the University Diamond over the years. Wildcat Field was renamed Frank Sancet Stadium and later Jerry Kindall Field at Frank Sancet Stadium.

As the years have rolled by and Arizona has upgraded its facilities on campus, the need to play night games at Hi Corbett Field has long since faded. From the mid 1970's through the 2000's, Arizona baseball's home has been at Frank Sancet Stadium at Jerry Kindall Field. It has become a sanctuary for Wildcat baseball that was the foundation for three national champion teams. Players from those years know no other home.

Going forward, however, Arizona has a chance to reinvent itself in today's college baseball landscape. Hi Corbett Field will provide the Wildcats with a venue full of amenities that is perhaps second to none in college baseball. Players will practice and play in a major league caliber facility used recently by the Colorado Rockies. Fans will enjoy giant grandstands with outstanding sightlines, free parking and the familiar big league ambiance that spring training offered for so many years.

In doing so, everything that Arizona baseball has accomplished in the years away from Hi Corbett will not only be remembered but celebrated. The history and tradition of Arizona baseball is too significant to ignore or forget. The program will always be defined by the legendary coaches, the outstanding ballplayers and the tremendous fans, whose support has accompanied the Wildcats no matter where the games have been played.

When the Wildcats take the field this spring, they are not moving into a new stadium. Instead, Arizona baseball is returning to an old home that has been the site of many special moments in the past and surely plenty more in the future. Regardless of the name of the stadium, Arizona baseball will continue its tradition of excellence.

Update: Arizona won the 2012 national championship after going 30-10 in its first full season at Hi Corbett Field. The Wildcats hosted the Tucson Regional and Tucson Super Regional, the first postseason college baseball games in Tucson since 1992. The Wildcats, who won a share of the Pac-12 title with a walk-off win over Arizona State on the final day of the regular season at Hi Corbett Field, swept both postseason events to earn the school's 16th all-time trip to the College World Series. Arizona led the West Coast in attendance, drawing more than 105,000 fans to games in 2012.

BASEBALL




ARIZONA VS ARIZONA STATE


MAY 11, 1972 7:30 P.M.
(HI CORBETT FIELD)

MAY 12, 1972 7:30 P.M.
(HI CORBETT FIELD)


MAY 13, 1972 7:30 P.M.
(HI CORBETT FIELD)

OFFICIAL SCORECARD — 15c


FRANK SANCET
1950-1972
Coaching his final series
at Arizona
College Baseball's
Winningest Coach
831 Wins 280 Losses 8 Ties




Frank Sancet



Jerry Kindall



Jerry Stitt



Andy Lopez

Jerry Kindall Field at Frank Sancet Stadium



Located on the corners of Enke and National Championship Drives in Tucson, Jerry Kindall Field at Frank Sancet Stadium served as the home of Arizona baseball on campus from 1967 through 2011. Originally called Wildcat Field, the park was officially dedicated Frank Sancet Field on April 19, 1986, in honor of Arizona's longtime head coach. Sancet, who coached from 1950-72, posted an 831-283-8 (.744) mark at the helm of the Cats. He led Arizona to 16 postseason appearances in his 23 years, including nine College World Series trips.

In January 2004 the facility was rededicated to honor two of collegiate baseball's most highly regarded coaches, Sancet and Jerry Kindall. The former Wildcat skippers combined to win 1,691 games at UA, advance to 14 College World Series and win three national titles.

Always known as a tough place for the opposition to win, the Wildcats emerged victorious in 1,114 games overall at the field since 1967, winning nearly 70-percent of the games played. UA posted 41 home winning seasons at the venue with an average of 25 wins per year at the field. In 1974 the Wildcats were nearly perfect in Tucson, posting a 37-1 home record, and they went 28-4 at home in 2007 to record the best home winning percentage (.875) since 1976.

Over the years, major improvements have been made to the facility. In 1988, a \$160,000 scoreboard, complete with a computerized message center was purchased through advertising contracts with Gatorade and The Arizona Daily Star. Two years later, teams were provided a little more comfort than in previous seasons when new dugouts were added. They were built back deeper into the stands and are equipped with storage rooms. In 1997, the press box was improved and nearly tripled in size.

In recent years, the facility saw additional upgrades under Coach Andy Lopez. In 2003, a covered three-tunnel batting cage was added, a new wooden wall was installed a year later and in 2006 the playing field was replaced with a new laser-leveled surface along with the installation of a new video scoreboard beyond the right field wall. In 2007, a brand new press box opened and a Legends Plaza was added down the left field line.

The spacious playing field carried a distance of 360 feet down each foul line, 375 feet to the power alleys and 400 feet to center field. A 12-foot fence comes in to left and right center before giving way to a six-foot fence across the center field area. Eight poles of lights provide a well-illuminated field for evening games. In 1995, Kindall Field at Sancet Stadium got its own "Green Monster" with the installation of a wall designed to block traffic lights during night games.

Kindall Field at Sancet Stadium was the site of four NCAA Regional series, including ones that started Arizona's 1980 and '86 runs to the national title and current UA skipper Andy Lopez's CWS title-run in 1992 with Pepperdine.

The first game ever played at the facility was on Feb. 24, 1967. Arizona defeated Cal Poly Pomona, 8-7, that day. The final game played at the facility was on May 29, 2011 – an 8-2 Wildcat victory over Washington.

Year-by-Year Record at Kindall Field at Sancet Stadium

Year	G	W	L	T	Pct.
1967 *	31	26	5	0	.839
1968 *	34	26	8	0	.765
1969 *	35	30	5	0	.857
1970 *	45	34	11	0	.756
1971 *	36	24	11	1	.681
1972 *	35	27	8	0	.771
1973 *	26	19	7	0	.731
1974 *	38	37	1	0	.974
1975 *	38	30	7	1	.803
1976 *	42	37	5	0	.881
1977 *	37	24	13	0	.649
1978 *	38	33	5	0	.868
1979 *	44	32	12	0	.727
1980 *	38	28	9	1	.750
1981 *	35	23	12	0	.657
1982 *	35	25	10	0	.714
1983 *	34	17	17	0	.500
1984 *	35	17	18	0	.486
1985 *	41	34	7	0	.829
1986 ^	39	31	8	0	.795
1987 ^	36	28	8	0	.778
1988 ^	40	25	15	0	.625
1989 ^	43	32	11	0	.744
1990 ^	38	20	18	0	.526
1991 ^	37	23	14	0	.622
1992 ^	34	23	11	0	.676
1993 ^	34	23	11	0	.676
1994 ^	28	12	16	0	.429
1995 ^	33	14	19	0	.424
1996 ^	37	19	18	0	.514
1997 ^	35	21	14	0	.600
1998 ^	35	26	9	0	.743
1999 ^	31	20	11	0	.645
2000 ^	37	20	17	0	.541
2001 ^	36	22	14	0	.611
2002 ^	36	25	11	0	.694
2003 ^	35	24	11	0	.686
2004	27	16	10	1	.611
2005	34	23	11	0	.676
2006	31	16	15	0	.516
2007	32	28	4	0	.875
2008	30	25	5	0	.833
2009	35	21	14	0	.600
2010	40	27	13	0	.675
2011	33	27	6	0	.818
Total	1,603	1,114	485	4	.695

* Prior to 1986 Frank Sancet Field was known as Wildcat Field

^ From 1986 to 2003 Kindall Field at Sancet Stadium was known as Frank Sancet Field

Tucson, Ariz.

Situated in the heart of Southern Arizona, Tucson is a city of stunning contrast and diversity. From the broad desert valley of world-famous saguaro cacti to 9,000-foot mountain forests of pine trees and snow, the city stands at a crossroads geographically and culturally.

In the metropolitan Tucson area, a population of just over one million is spread along a main valley floor of some 20 miles between Rincon mountain ranges to the east and the Tucson mountains to the west and into the foothills nestled against the backdrop of the Santa Catalina range to the north. On any of the 350 days of sunshine per year, the Santa Rita Mountains can be seen some 65 miles to the south between Arizona and Mexico.

It's just a 40-minute drive to the top of Mt. Lemmon, the southernmost ski resort in the United States, affording winter activities on the same day as a round of golf or any myriad of recreational opportunities in the area. Outdoor activities are the norm with hundreds of miles of hiking and biking trails, highlighted by Sabino Canyon which showcases the beauty of the desert with river-guided trails leading into the mountains.

The Sonoran Desert provides a unique setting. Far from the Saharan sand dunes that most first-time visitors expect, the desert boasts a wide range of wildlife and vegetation. An afternoon drive through the Saguaro National Park with its world-famous display of saguaro cacti highlights the unique beauty of the area. The unique Arizona-Sonora Desert Museum, with its rich collection of desert wildlife and vegetation, is another popular visitors' destination.

Tucson is a two-hour drive from Tombstone, a two-hour drive from Phoenix, four hours from Mexico's Gulf of California coast, 70 miles from border city Nogales and within hours' drives from several major international bird-watching areas. World-class astronomy facilities on four nearby mountain ranges also attract visitors and specialists alike.

In addition to its natural attractions, Tucson features a wide range of cultural experiences. From the first Native American inhabitants to the earliest Spanish settlers to its current inhabitants, each group left an indelible mark on Tucson. Native American, Mexican and American Southwest influences are prevalent throughout the city. The Mission of San Xavier del Bac, located just nine miles from campus on the Tohono O'odham Nation, is one of the original missions built by the Spanish missionaries, and the artist colonies of Tubac and Bisbee are within a few hours drive as well.

Continuously settled for more than 12,000 years — the oldest such settlement in the United States — Tucson has grown from a small Native American village into one of the Sunbelt growth cities of the 21st century. It is one of the premier astronomy and optics centers in the world, an important health sciences hub and home to a renowned research institution in the University of Arizona.

Tucson has held fast to its small-town ambience, despite explosive growth. Historic sites compete with new resort-minded centers for nighttime entertainment and shopping, and the University constantly holds the center of the city's attention with its athletics and cultural activities.

Phoenix is a two-hour drive to the north and is home to NBA, NFL, NHL, Major League Baseball and WNBA franchises. Further north lie international attractions like the Grand Canyon, Sedona, the Painted Desert, Monument Valley and Lakes Powell and Mead. Las Vegas is only a seven-hour road trip away, as are other Pacific beach cities; San Diego is less than six hours away.

The nights are always cooler in the desert after a splendid sunset or a mid-afternoon dousing from a summer monsoon. That's when Tucson's small-town attitude and big city potential reveal themselves in the nighttime entertainment. From cultural events at the UA's Centennial Hall or the historic Fox Theatre, to the hot spots for a youthful population, there are activities to engage most any interest.

The melding of the city's diverse influences makes Tucson an ideal choice as a home, a vacation spot and a business magnet. With a population that includes college students, families of all backgrounds and thriving groups of young professionals and retirees, Tucson is a city with something for everyone.

The University of Arizona

Founded on 40 acres of land donated by a saloon-keeper and two gamblers, and funded by a \$25,000 consolation prize in Tucson's competition for the Territorial capital, the University of Arizona rose from the desert floor of the true old West. Nobody wanted it, and fewer believed it would last. Fortunately, they were wrong, and the bet laid down by E.B. Gifford, Ben C. Parker and W.S. "Billy" Read on Nov. 27, 1886, has paid off into one of the finest research institutions in the world.

When the first 32 students arrived at the only building on campus in 1891, they began a tradition that has now entered its third century. The hitching posts for horses required to reach the edge of town may be gone, but "Old Main" remains as witness to the University's growth into a 400-acre Research I institution with nearly 200 buildings, more than 39,000 students, and a faculty and staff of 12,000.

Arizona's first university is the largest employer in Pima County and among the top 10 in Arizona with a payroll of half a billion dollars. The UA offers more than 325 degree fields in a dozen different colleges and another similar group of specialized schools.

The University of Arizona is one of the top 20 research universities in the nation and has played a part in groundbreaking projects ranging from the exploration of Mars to the development of new cancer treatments and pioneering breakthroughs in heart transplantation. UA's observational, theoretical and space astronomy programs have been ranked No. 1 in the country by the National Science Foundation (NSF) and recent other rankings placed 17 of the University's graduate programs among the top 20 in the nation. In addition, the Nobel Prize, three Pulitzer Prizes and the National Medal of Science have been bestowed upon Arizona educators.

Not to be forgotten, the University's undergraduate programs continue to flourish. The NSF considers Arizona to be one of the 10 universities that best integrates teaching and research for undergraduates. The NASA-funded space grant program pays undergraduates to work in laboratories alongside faculty, and the Undergraduate Biology Research Program includes 43 departments, involves 240 faculty sponsors and funds 140 undergraduate researchers annually. The Eller College of Management and the McGuire Center for Entrepreneurship are rated in the global top 10 by Finance Times. The University was named in an Elite 50 list of institutions for academically-minded athletes in 2009.

UA's top-notch programs develop top-name graduates who have continued on to success in their respective fields. The UA boasts a laundry list of graduates who have significantly impacted society. From the late U.S. Congressman Morris K. Udall to Joan Ganz Cooney, founder of the Children's Television Workshop, to Emmy Award winning actor/comedian Garry Shandling, UA graduates have made their mark on the world.

The UA also plays host to the world, with students representing all 50 states and 130 countries. Nearly a quarter of the student body consists of under-represented racial and ethnic groups, and the campus is located in one of the most diverse locations in the country, with the influence of Native American and Mexican cultures evident throughout the Tucson community.

The University of Arizona is in its third century of service with a continued commitment to providing support to its undergraduate population. Recently completed and current construction projects are testaments to the fact that the UA is dedicated to continued progress. The Integrated Learning Center, located underneath the grass Mall in the middle of campus, provides a home base for freshmen, with classrooms and offices for easier access to faculty and staff. The Student Union embraces the ambience of the Southwest with shaded terraces and open-air walkways, and provides numerous services such as the bookstore, technology center and varied restaurants that serve the UA community. The SALT (Strategic Alternative Learning Techniques) Center enhances aid to students with learning disabilities.

This commitment to excellence ensures that the University of Arizona will continue to grow from its auspicious beginnings as a single-building outpost in the desert into a world-renowned center for knowledge and research well into the next century.

Dr. Ann Weaver Hart University President

Ann Weaver Hart came to the University of Arizona from Temple University, where she served as president from July 2006 until she assumed the presidency of the UA in July 2012. Before then, she served as president of the University of New Hampshire and provost and vice president for Academic Affairs at Claremont Graduate University, in Claremont, California. At the University of Utah, she served as professor of educational leadership, dean of the Graduate School and special assistant to the president.



President Hart received a bachelor of science in history, a master of arts in history and a doctorate in educational administration, from the University of Utah. Her research interests include leadership succession and development, work redesign and organizational behavior in educational organizations, and academic freedom. She has published more than 85 peer-reviewed articles and book chapters, five books and edited volumes, and other articles and essays.

Among the professional and community service awards that President Hart has received are the Jack Culbertson Award in Educational Administration from the University Council for Educational Administration; the Outstanding Professional Award from the Business and Professional Women's Foundation; the PoWeR Award from the Professional Women's Roundtable; the 2009 Champion of Diversity and Access Award from the Urban STEM Strategy Group; and the Outstanding Community Service Award from the Network for Teaching Entrepreneurship. In addition to serving as the 21st President of the University, President Hart holds a faculty appointment in the College of Education as Professor of Educational Policy Studies & Practice.

President Hart currently serves as a member of the following organizations: American Association of Universities, Association of Public Land Grant Universities, Arizona State Board of Education, Campus Research Corporation, Greater Phoenix Leadership, Southern Arizona Leadership Council, Tucson Regional Economic Opportunities, Chairman's Circle, UA Alumni Board, UA Foundation Board, Udall Foundation, and the University of New Hampshire Foundation Board of Directors (member emeritus).

Greg Byrne Director of Athletics



Greg Byrne was named Arizona's 11th Director of Athletics in March 2010. Prior to coming to Arizona, Byrne was Mississippi State University's Director of Athletics, where he was the youngest top current athletic administrator in the Southeastern Conference and the youngest to lead an athletic program at the NCAA Division I-A level. He started his tenure at MSU in June 2006 as Associate Athletic Director for External Affairs.

He has been around successful athletic programs, and the director's chair, literally all his life. He is the son of long-time athletic administrator Bill Byrne, the recently retired Director of Athletics at Texas A&M University. Byrne, however, has made a name for himself in intercollegiate athletics. He had 15 years of professional experience prior to assuming the AD's position, a resume that shows progressive growth in both responsibility and achievement. He has been directly involved in raising over \$160 million in gifts during his career in athletics.

Byrne was named by the Sports Business Journal to its 2011 class of "Forty Under 40" top sports management leaders in March 2011. A native of Pocatello, Idaho, Byrne earned his bachelor's degree in 1994 and his master's degree from Mississippi State in 2009. Byrne is married to the former Regina Misa of Junction City, Ore., and the couple has two teenage sons: Nick and Davis.

The Pac-12 Conference The Conference of Champions

Built on a foundation of academic excellence and superior athletic performance, the Conference ushered in a new era on July 1, 2011, officially becoming the Pac-12 Conference with the additions of the University of Colorado and University of Utah.

Just 27 days after the Conference officially changed its name, Commissioner Larry Scott announced the creation of the Pac-12 Networks on July 27, 2011, solidifying a landmark television deal and putting the Conference on the forefront. The Networks, including one national network and six regional networks, in conjunction with four of the nation's largest cable operators, marked the first time a U.S. collegiate conference or any other programmer has launched a collection of networks across a variety of platforms, rather than a sole network. In addition, the "TV everywhere" rights will allow fans to access coverage outside the home on any digital device, including smartphones and tablet computers.

On the field, the Pac-12 rises above the rest, upholding its tradition as the "Conference of Champions"®, claiming an incredible 119 NCAA team titles since 1999-2000, including nine in 2012-13. That is an average of over nine championships per academic year. Even more impressive has been the breadth of the Pac-12's success, with championships coming in 28 different men's and women's sports. The Pac-12 has led or tied the nation in NCAA Championships in 46 of the last 52 years, including the last seven years consecutively.

Spanning nearly a century of outstanding athletics achievements, the Pac-12 was the first conference to reach 400 championships in 2010-11. With the inclusion of Colorado and Utah, the Conference surpassed another major milestone, with league teams capturing 450 titles, outdistancing the next conference by nearly 200. In all, Conference teams have won 451 NCAA Championships (306 men's, 145 women's).

The Conference's reputation is further proven in the annual Learfield Sports Directors' Cup competition, the prestigious award that honors the best overall collegiate athletics programs in the country. Stanford continued its remarkable run and won its unprecedented 18th-consecutive Directors' Cup in 2011-12. For the second-straight year, six of the top 25 Division I programs were Pac-12 member institutions: No. 1 Stanford, No. 3 UCLA, No. 7 USC, No. 11 California, No. 19 Arizona and No. 24 Oregon. With three teams in the top 10, it was the most of any conference.

The Conference's nine national titles came in the form of five women's and four men's crowns. Six different league schools claimed NCAA titles and, of the five NCAA institutions to have won multiples titles, three were from the Pac-12.

Postseason participation was a common occurrence for the Pac-12 in 2011-12. Of the 22 sports sponsored by the Conference, 14 witnessed at least half its teams participating in NCAA or other postseason action. The men sent 53 of a possible 101 teams into the postseason, while the women sent 67 of a possible 113 teams.

Pac-12 members have won 306 NCAA team championships on the men's side, 89 more than the next closest conference. Men's NCAA crowns have come at a phenomenal rate for the Pac-12 - 16 basketball titles by six schools (more than any other conference), 53 tennis titles, 45 outdoor track & field crowns, and 27 baseball titles. Pac-12 members have won 25 of 43 NCAA titles in volleyball, 38 of 42 in water polo, 27 in skiing, and 23 in swimming & diving national championships.

Individually, the Conference has produced an impressive number of NCAA men's individual champions, as well, boasting 2,073 individual crowns.

On the women's side, the story is much the same. Since the NCAA began conducting women's championships 31 years ago, Pac-12 members have claimed at least four national titles in a single season on 22 occasions, including the last 12-consecutive years. Overall, the Pac-12 has captured 145 NCAA women's titles, easily outdistancing the SEC, which is second, with 88. Pac-12 members have dominated a number of sports, winning 23 softball titles, 19 tennis crowns, 14 volleyball titles, 14 of the last 23 trophies in golf, and 13 in swimming & diving.

Pac-12 women student-athletes shine nationally on an individual basis, as well, having captured an unmatched 642 NCAA individual crowns, an average of nearly 21 championships per season.

GAMES PLAYED

Season: 73, Dave Stegman, 1976; Glenn Wendt, Don Zimmerman, 1976

Season (Pac-12): 30, 81 times

Freshman: 65, Dwight Taylor, 1979

Freshman (Pac-12): 30, seven times (Last Trent Gilbert and Riley Moore, 2012)

Career: 255, Chip Hale, 1984-87 (All starts)

Career (Pac-12): 120, Chip Hale, 1984-87

Consecutive: 255, Chip Hale, 1984-87

AT-BATS

Game: 9, Jim Filippelli vs. Chapman (19 innings), March 29, 1973; 8, 12 times

Game (Pac-12): 8, (Nine Innings) Casey Candaele at USC, April 18, 1982; (Extra Innings) Five times, last by Justyn St. Clair vs. Stanford April 5, 2002 (18 innings); Marc Kaiser vs. Stanford April 5, 2002 (18 innings); Pat Reilly vs. Stanford April 5, 2002 (18 innings)

Season: 317, Glenn Wendt, 1976

Season (Pac-12): 139, Robbie Moen, 1993

Freshman: 261, Jason Donald, 2004

Freshman (Pac-12): 131, Damon Mashore, 1989

Career: 978, Chip Hale, 1984-87

Career (Pac-12): 466, Chip Hale, 1984-87

RUNS

Game: 6, Cliff Myrick vs. Colorado, March 19, 1951; Brad Boyer at Sac State April 28, 2003

Game (Pac-12): 5, Jake Thrower at Arizona State, March 24, 1996; Ben Diggins vs. Washington State April 22, 2000, Trevor Crowe vs. Stanford 5/16/2004; T.J. Steele vs. Washington State May 13, 2006

Season: 91, Dave Stegman, 1976

Season (Pac-12): 42, Dwight Taylor, 1980; Dwight Taylor, 1981

Freshman: 71, Brad Boyer, 2003

Freshman (Pac-12): 34, Damon Mashore, 1989

Career: 287, Dave Stegman, 1973-76

Career (Pac-12): 117, Chip Hale, 1984-87

HITS

Game: 6, Six times; Last — Jason Donald vs. UC Irvine 2/22/2004

Game (Pac-12): 6, Chris Gump vs. California (10 innings), April 18, 1993; 5, 15 times

Consecutive: 11, Jake Thrower, Feb. 7-11, 1997

Season: 111, Dave Stegman, 1976

Season (Pac-12): 52, Terry Francona, 1979; Chip Hale, 1987; Robbie Moen, 1993

Freshman: 83, Brad Boyer, 2003

Freshman (Pac-12): 43, Damon Mashore, 1989

Career: 337, Chip Hale, 1984-87

Career (Pac-12): 164, Chip Hale, 1984-87

DOUBLES

Game: 3, 32 times, last by Rafael Valenzuela vs. St. Joseph's March 10, 2010

Game (Pac-12): 3, 14 times, last by Joey Rickard at Washington April 20, 2012

Season: 30, Dave Stegman, 1976

Season (Pac-12): 13, Terry Francona, 1980; Dillon Baird, 2009

Freshman: 21, Jett Bandy, 2009

Freshman (Pac-12): 10, Damon Mashore, 1989

Career: 72, Dave Stegman, 1973-76

Career (Pac-12): 33, Kenny Corley, 1995-98

TRIPLES

Game: 3, Russ Gragg at Arizona State, May 2, 1953; Russ Gragg vs. Utah, March 21, 1955; Ken Bolek vs. Southern Illinois, Feb. 21, 1975; Alan Zinter vs. California, Feb. 27, 1987

Game (Pac-12): 3, Alan Zinter vs. California, Feb. 27, 1987

Season: 15, Trevor Crowe, 2005

Season (Pac-12): 7, Dwight Taylor, 1981

Freshman: 8, Brad Boyer, 2003

Freshman (Pac-12): 5, Brad Boyer, 2003

Career: 30, Charles Shoemaker, 1959-61

Career (Pac-12): 13, Dwight Taylor, 1979-81

HITTING STREAK

Single Season: 26, Brian Anderson, 2003; Jason Donald, 2006

Two Seasons Combined: 28, Jack Daugherty, 1981-82; Ernie Durazo, 2000-01; Jeff Van Houten, 2004-05

HOME RUNS

Game: 3, Dennis Haines at Texas-El Paso, April 7, 1972; Ron Hassey vs. Weber State, March 20, 1974, Erik Torres at Washington, April 8, 2000, Shelley Duncan vs. Utah, Feb. 23, 2001, Brad Glenn vs. Utah Valley State Feb. 7, 2007; C.J. Ziegler vs. Utah Valley State, May 9, 2008; Dillon Baird vs. Sacramento State, Feb. 29, 2008

Game (Pac-12): 3, Erik Torres at Washington, April 8, 2000

Season: 24, Shelley Duncan, 2001

Season (Pac-12): 10, Wes Clements, 1979; George Arias, 1993; Colin Porter, 1998; Shelley Duncan, 2001

Freshman: 20, Shelley Duncan, 1999

Freshman (Pac-12): 8, Shelley Duncan, 1999

Career: 55, Shelley Duncan, 1999-2001

Career (Pac-12): 20, Shelley Duncan, 1999-2001

RUNS BATTED IN

Game: 11, Dave Stegman at Texas-El Paso, May 4, 1974

Game (Pac-12): 8, Jason Hendricks vs. UCLA, March 14, 1998

Season: 86, Ron Hassey, 1974

Season (Pac-12): 41, Terry Francona, 1980

Freshman: 68, Shelley Duncan, 1999

Freshman (Pac-12): 31, Shelley Duncan, 1999

Career: 235, Ron Hassey, 1973-76

Career (Pac-12): 91, Kenny Corley, 1995-98

HIT BY PITCHES

Game: 3, Seven times, last by Robert Refsnyder vs. E. Michigan, March 11, 2012

Game (Pac-12): 3, Jake Thrower at Arizona State, March 24, 1996; Bill Rhinehart vs. Oregon State March 31, 2007; Cole Frenzel vs. Oregon State April 1, 2011

Season: 26, Colt Sedbrook, 2006

Season (Pac-12): 12, Jett Bandy, 2010

Freshman: 14, Jett Bandy, 2009

Freshman (Pac-12): 7, Jett Bandy, 2009

Career: 55, Colt Sedbrook 2006-2008

Career (Pac-12): 28, Jett Bandy, 2009-11

BASES ON BALLS

Game: 6, Matt Encinas vs. Air Force, April 25, 1959

Game (Pac-12): 4, eight times

Season: 65, Don McGinnis, 1956

Season (Pac-12): 42, Dwight Taylor, 1981

Freshman: 46, J.T. Snow, 1987

Freshman (Pac-12): 19, Dave Page, 1981

Career: 162, Chip Hale, 1984-87

Career (Pac-12): 78, Dwight Taylor, 1979-81

STRIKE OUTS

Game: 5, Jack Davis vs. Sul Ross (10 innings), March 5, 1956; Marty Hurd vs. Iowa, March 31, 1958

Game (Pac-12): 4, Dwight Taylor at UCLA (12 innings), April 10, 1981; Jason Thompson vs. California, April 17, 1993; Russ Brown vs. USC, March 20, 1998; Andy Juday vs. USC, March 20, 1999; Robert Refsnyder vs. California, April 8, 2011

Season: 72, Dave Stegman, 1976

Season (Pac-12): 39, Colin Porter, 1997

Freshman: 64, Damon Mashore, 1989

Freshman (Pac-12): 32, Jason Donald, 2004

Career: 180, Colin Porter, 1995-98

Career (Pac-12): 109, Colin Porter, 1995-98

SACRIFICE HITS

Game: 3, Scott Stanley at Texas-El Paso, April 29, 1978; Dwight Childs vs. Oregon St., April 27, 2008

Game (Pac-12): 3, Dwight Childs vs. Oregon St., April 27, 2008

Season: 15, Alex Mejia, 2012

Season (Pac-12): 8, J.J. Northam, 1989; Joey Rickard, 2011; Alex Mejia, 2012

Freshman: 12, Alex Mejia, 2010; Trent Gilbert, 2012

Freshman (Pac-12): 6, Ron Oelshlager, 1991; Riley Moore, 6

Career: 33, Alex Mejia, 2010-2012

Career (Pac-12): 18, J.J. Northam, 1988-91

SACRIFICE FLIES

Game: 2, 35 times, last by Riley Moore, E. Tenn. State, April 29, 2012

Game (Pac-12): 2, 11 times, last by Hunter Pace, at UCLA March 28, 2009

Season: 10, Chip Hale, 1986; Alan Zinter, 1989

Season (Pac-12): 6, Jeff Gjerde, 1995

Freshman: 8, Riley Moore, 2012

Freshman (Pac-12): 4, Chip Hale, 1984; Billy Owens, 1990

Career: 21, Chip Hale, 1984-87

Career (Pac-12): 9, Chip Hale, 1984-87; John Tejcek, 1990-93; Jeff Gjerde, 1994-97

STOLEN BASES

Game: 4, 12 times; Last by T.J. Steele vs. Washington State, April 19, 2008

Game (Pac-12): 4, Dwight Taylor vs. California (11 innings), March 28, 1980; Dwight Taylor at Arizona State, April 5, 1980; Jake Thrower at Arizona State, March 24, 1996; T.J. Steele vs. Washington State, April 19, 2008

Season: 45, Tommy Hinz, 1986

Season (Pac-12): 24, Dwight Taylor, 1980

Freshman: 25, Brad Boyer, 2003

Freshman (Pac-12): 8, Greg Fowble, 1987; Brad Boyer, 2003

Career: 90, Dwight Taylor, 1979-81

Career (Pac-12): 46, Dwight Taylor, 1979-81

EXTRA-BASE HITS

Game: 5, Kevin Long vs. UCLA, April 24, 1988

Game (Pac-12): 5, Kevin Long vs. UCLA, April 24, 1988

Season: 49, Trevor Crowe, 2005

Season (Pac-12): 22, Dillon Baird, 2009

Freshman: 33, Shelley Duncan, 1999

Freshman (Pac-12): 17, Damon Mashore, 1989

Career: 110, Dave Stegman, 1973-76

Career (Pac-12): 46, Kenny Corley, 1995-98

TOTAL BASES

Game: 15, Dennis Haines at Texas-El Paso, April 7, 1972; Kevin Long vs. UCLA, April 24, 1988

Game (Pac-12): 15, Kevin Long vs. UCLA, April 24, 1988

Season: 188, Trevor Crowe, 2005

Season (Pac-12): 90, Chip Hale, 1987

Freshman: 135, Shelley Duncan, 1999

Freshman (Pac-12): 72, Damon Mashore, 1989

Career: 507, Chip Hale, 1984-87

Career (Pac-12): 240, Chip Hale, 1984-87

BATTING AVERAGE

Season: .484, Lloyd Jenney, 1952

Season (Pac-12): .472, Dillon Baird, 2009

Freshman: .374, Dave Page, 1981

Freshman (Pac-12): .418, T.J. Steele, 2006

Career: .412, Marty Hurd, 1957-58

Career (Pac-12): .406, Terry Francona, 1979-80

SLUGGING PERCENTAGE

Season: .765, Dennis Haines, 1974

Season (Pac-12): .832, Steve Strong, 1986

Freshman: .640, Shelley Duncan, 1999

Freshman (Pac-12): .573, Shelley Duncan, 1999

Career: .678, George Arias, 1993; Jason Thompson, 1993

Career (Pac-12): .682, Jason Thompson, 1993

ON-BASE PERCENTAGE

Season: .606, Lloyd Jenney, 1952

Season (Pac-12): .540, Dillon Baird, 2009

Freshman: .457, Dave Page, 1981

Freshman (Pac-12): .439, Nick Hundley, 2003

Career: .523, Don McGinnis, 1955-56

Career (Pac-12): .497, Brad Mills, 1979

GAMES PITCHED

Season: 40, Cory Burns, 2009
Season (Pac-12): 21, Jason Stoffel, 2009
Freshman: 35, Nick Cunningham, 2010
Freshman (Pac-12): 14, Nick Cunningham, 2010
Career: 99, Jason Stoffel, 2007-09
Career (Pac-12): 47, Ben White, 1993-96

GAMES STARTED

Season: 22, Gil Heredia, 1986; Kevin Guyette, 2004
Season (Pac-12): 11, Ed Vosberg, 1981; Gil Heredia, 1986;
Freshman: 18, Ron Sismondo, 1979
Freshman (Pac-12): 10, Ron Sismondo, 1979; Ed Vosberg, 1980
Career: 61, Preston Guilmet, 2006-09
Career (Pac-12): 38, Ed Vosberg, 1980-83

WINS

Season: 18, Scott Erickson, 1989
Season (Pac-12): 10, Scott Erickson, 1989
Freshman: 11, Ron Sismondo, 1979
Freshman (Pac-12): 5, Ben Diggins, 1999
Career: 36, Don Lee, 1954-56
Career (Pac-12): 17, Ed Vosberg, 1980-83

LOSSES

Season: 9, Doug Scherer, 1983
Season (Pac-12): 7, Darrell Hussman, 1997
Freshman: 7, Preston Guilmet, 2006
Freshman (Pac-12): 5, Ron Sismondo, 1979; Jim Richardson, 1988
Career: 22, Ben White, 1993-96
Career (Pac-12): 14, Ed Vosberg, 1980-83; Darrell Hussman, 1996-98

WINNING PERCENTAGE

Season: 1.000, Brad Tolsen (10-0), 1950; Don Lee (15-0), 1956; John Meloan (10-0), 2004
Season (Pac-12): 1.000, John Meloan (5-0), 2004
Freshman: 5+ decisions — .875, Dave Crutcher (7-1), 1976; 60+ innings — 1.000, Konner Wade (3-0), 2011; 50+ innings — 1.000, Joe Little (4-0), 2001
Freshman (Pac-12): .625, Ben Diggins (5-3), 1999
Career: .920, Mark Schimpf (23-2), 1971-74
Career (Pac-12): .909, Scott Erickson (10-1), 1989

SAVES

Season: 13, Jason Stoffel, 2008
Season (Pac-12): 9, Carlos Rico, 1992
Freshman: 7, Daniel Schlereth, 2006
Freshman (Pac-12): 4, Daniel Schlereth, 2006
Career: 29, Jason Stoffel, 2007-09
Career (Pac-12): 11, Carlos Rico, 1991-92

INNINGS PITCHED

Game: 14.1, Ernest Oosterveen vs. Fort Bliss, April 16, 1956
Game (Pac-12): 12.0, Craig Lefferts at USC, March 16, 1979
Game/Relief: 10.0, John Roslund vs. Chapman (at San Diego), March 29, 1973
Game/Relief (Pac-12): 9.0, Ron Sismondo at USC, April 18, 1981
Season: 172.2, Scott Erickson, 1989
Season (Pac-12): 91.0, Scott Erickson, 1989
Freshman: 121.0, Ron Sismondo, 1979
Freshman (Pac-12): 74.1, Ed Vosberg, 1980
Career: 416.2, Preston Guilmet, 2006-09
Career (Pac-12): 273.1, Ed Vosberg, 1980-83

HITS ALLOWED

Game: 19, Burdette Morago vs. Wisconsin, April 24, 1957
Game (Pac-12): 16, Frank Halcovich vs. UCLA, April 22, 1988; Ben White vs. Arizona State, May 12, 1996
Season: 194, Gil Heredia, 1986
Season (Pac-12): 102, Ed Vosberg, 1981; Gil Heredia, 1986
Freshman: 133, Ed Vosberg, 1980
Freshman (Pac-12): 73, Ed Vosberg, 1980
Career: 465, Ed Vosberg, 1980-83
Career (Pac-12): 306, Ed Vosberg, 1980-83

RUNS ALLOWED

Game: 15, Don Snowden vs. UCLA, March 22, 1986
Game (Pac-12): 15, Don Snowden vs. UCLA, March 22, 1986
Season: 104, Kevin Guyette, 2004
Season (Pac-12): 59, Frank Halcovich, 1987; Gil Heredia, 1987; Ben White, 1994
Freshman: 82, Marc Kaiser, 2001
Freshman (Pac-12): 43, Ron Sismondo, 1979
Career: 250, Ron Sismondo, 1979-82
Career (Pac-12): 151, Darrell Hussman, 1996-98

EARNED RUNS ALLOWED

Game: 12, Hugh McMullan vs. Iowa, April 18, 1954; John Fouse at New Mexico, May 7, 1965; Matt Hendren at USC, March 1, 1996; Darrell Hussman at Stanford, March 6, 1998
Game (Pac-12): 12, Darrell Hussman at Stanford, March 6, 1998
Season: 86, Gil Heredia, 1986
Season (Pac-12): 55, Darrell Hussman, 1998
Freshman: 70, Ben Diggins, 1999
Freshman (Pac-12): 39, Ben Diggins, 1999
Career: 212, Sean Rierson, 2001-03, 05
Career (Pac-12): 126, Darrell Hussman, 1996-98

BASES ON BALLS ALLOWED

Game: 11, Mark Clarke vs. Air Force, April 9, 1960
Game (Pac-12): 9, Doug Scherer at UCLA, April 24, 1982
Season: 100, John Fouse, 1965
Season (Pac-12): 46, Ed Vosberg, 1980
Freshman: 61, Ben Diggins, 1999
Freshman (Pac-12): 46, Ed Vosberg, 1980
Career: 217, Ed Vosberg, 1980-83
Career (Pac-12): 148, Ed Vosberg, 1980-83

STRIKE OUTS

Game: 21, Ken Heist vs. New Mexico, April 26, 1940; 20, Dan Schneider vs. Utah, March 24, 1962; Leon Hooten vs. New Mexico, March 8, 1969
Game (Pac-12): 16, Tim Schweitzer at UCLA, March 8, 1991
Game/Relief (since '79): 9, Jason Klonoski vs. Grand Canyon, Feb. 5, 1998; Heath Lane at Arizona State, April 4, 1988
Game/Relief (Pac-12): 9, Heath Lane at Arizona State, April 4, 1988
Season: 186, Dan Schneider, 1962
Season (Pac-12): 85, Lance Dickson, 1990
Freshman: 109, Kurt Heyer, 2010
Freshman (Pac-12): 55, Ben Diggins, 1999
Career: 422, Carl Thomas, 1954-56
Career (Pac-12): 215, Preston Guilmet, 2006-09

EARNED-RUN AVERAGE

Season: 1.07, Rich Hinton, 1969
Season (Pac-12): 2.05, Preston Guilmet, 2007
Freshman: 3.21, Konner Wade, 2011
Freshman (Pac-12): 2.06, Ed Vosberg, 1980
Career: 1.30, Dan Schneider, 1962
Career (Pac-12): 2.62, Doug Scherer, 1982-83

COMPLETE GAMES

Season: 15, Carl Thomas, 1956
Season (Pac-12): 8, Scott Erickson, 1989
Freshman: 7, Ron Sismondo, 1979
Freshman (Pac-12): 4, Lance Dickson, 1988
Career: 36, Don Lee, 1954-56
Career (Pac-12): 15, Ed Vosberg, 1980-83

SHUTOUTS

Season: 6, John Fouse, 1965
Season (Pac-12): 2, Kurt Heyer, 2011
Freshman: 2, Dave Crutcher, 1976
Freshman (Pac-12): 1, Jim Richardson, 1988
Career: 8, Don Lee, 1954-56
Career (Pac-12): 2, Jim Richardson, 1988-90

HOME RUNS ALLOWED

Game: 5, Jim Geist at Colorado State, April 21, 1960; John Meloan at Washington, 4/25/2004
Game (Pac-12): 5, John Meloan at Washington, 4/25/2004
Season: 19, Gil Heredia, 1986
Season (Pac-12): 15, Lance Dickson, 1981
Freshman: 13, Ron Sismondo, 1979; Todd Singelyn, 1993
Freshman (Pac-12): 8, Todd Singelyn, 1993
Career: 44, Tony Milo, 1997-00
Career (Pac-12): 26, Lance Dickson, 1988-90; James Johnson, 1996-98

TOTAL BASES

Game: 30 Jim Geist, at Colorado State, April 21, 1960
Game (Pac-12): 25, Frank Halcovich at UCLA, Feb. 27, 1988

LOW-HIT COMPLETE GAME

Game: 0; Carl Thomas at Arizona State, April 21, 1956; Carl Thomas vs. UCLA, April 27, 1956; Les Lisowski vs. Northern Colorado, March 22, 1971; Joe Magrane vs. Cal State Fullerton, Feb. 10, 1984
Game (Pac-12): 1, Kevin Guyette, at UCLA, April 2, 2005

FEWEST HITS ALLOWED PER NINE INNINGS

Season: 5.21, Carl Thomas, 1956
Season (Pac-12): 7.01, Rob Ippolito, 1992
Freshman: 10.23, Ed Vosberg, 1980
Freshman (Pac-12): 8.24, Lance Dickson, 1988
Career: 5.49, Carl Thomas, 1954-56
Career (Pac-12): 8.57, Lance Dickson, 1988-90

STRIKE OUTS PER NINE INNINGS

Season: 12.75, Dan Schneider, 1962
Season (Pac-12): 11.35, Tony Milo, 2000
Freshman: 10.03, Eric Berger, 2005
Freshman (Pac-12): 9.97, Ben Diggins, 1999
Career: 12.75, Dan Schneider, 1962
Career (Pac-12): 9.35, Ben Diggins, 1999-00

FEWEST BASES ON BALLS ALLOWED PER NINE INNINGS

Season: 0.77, Kyle Simon, 2011
Season (Pac-12): 0.969, Kyle Simon, 2011
Freshman: 1.88, Sean Rierson, 2001
Freshman (Pac-12): 1.40, Sean Rierson, 2001
Career: 1.77, Tad Heydenfeldt, 1986-87
Career (Pac-12): 2.14, Kurt Heyer, 2010-12

INDIVIDUAL CAREER BATTING RECORDS

Games Played

Player	Years	Games
1. Chip Hale.....	1984-87	255
2. Les Pearsey.....	1975-78	227
3. David Shermet.....	1985-88	226
4. Dave Stegman.....	1973-76	222
5. Robbie Moen.....	1990-93	221
6. Jeff Van Houten.....	2002-05	219
7. Brad Glenn.....	2006-09	218
8. Brad Boyer.....	2003-06	216
9. Colin Porter.....	1995-98	212
10. John Tejcek.....	1990-93	209

Consecutive Games Played

Player	Years	Games
1. Chip Hale.....	1984-87	255
2. John Tejcek.....	1990-93	202
3. Gar Millay.....	1984-86	197
4. Robbie Moen.....	1990-93	183
5. Robert Refsnyder.....	2010-12	171
6. Keoni DeRenne.....	1998-00	157
7. Joey Rickard.....	2010-12	156
8. Eddie Leon.....	1965-67	155
9. Dave Stegman.....	1974-76	155
10. Billy Owens.....	1990-92	151

At-Bats

Player	Years	AB
1. Chip Hale.....	1984-87	978
2. Brad Boyer.....	2003-06	857
3. Robbie Moen.....	1990-93	843
4. Les Pearsey.....	1975-78	842
5. Brad Glenn.....	2006-09	830
6. Dave Stegman.....	1973-76	823
7. Jeff Van Houten.....	2002-05	828
8. John Tejcek.....	1990-93	792
9. Joey Rickard.....	2010-12	751
10. Jeff Gjerde.....	1994-97	744

Runs

Player	Years	Runs
1. Dave Stegman.....	1973-76	287
2. Chip Hale.....	1984-87	246
3. Les Pearsey.....	1975-78	220
4. Brad Boyer.....	2003-06	218
5. Jeff Van Houten.....	2002-05	199
6. David Shermet.....	1985-88	190
7. Dwight Taylor.....	1979-81	189
8. Damon Mashore.....	1989-91	186
9. Charles Shoemaker.....	1959-61	182
10. Robbie Moen.....	1990-93	180
John Tejcek.....	1990-93	180

Hits

Player	Years	Hits
1. Chip Hale.....	1984-87	337
2. Dave Stegman.....	1973-76	321
3. Robbie Moen.....	1990-93	315
4. Jeff Van Houten.....	2002-05	288
5. Terry Francona.....	1978-80	271
6. Les Pearsey.....	1975-78	269
7. Brad Boyer.....	2003-06	265
8. John Tejcek.....	1990-93	264
9. Todd Trafton.....	1983-86	255
10. Ron Hassey.....	1973-76	250

Multi-Hit Games (since 1979)

Player	Years	Games
1. Robbie Moen.....	1990-93	102
2. Chip Hale.....	1984-87	93
3. John Tejcek.....	1990-93	84
4. Jeff Van Houten.....	2002-05	81
5. Damon Mashore.....	1989-91	77
6. Brad Boyer.....	2003-06	76
7. Alex Mejia.....	2010-12	75
8. Keoni DeRenne.....	1998-00	73
Trevor Crowe.....	2003-05	73
Joey Rickard.....	2010-12	73

Doubles

Player	Years	2B
1. Dave Stegman.....	1973-76	72
2. Robbie Moen.....	1990-93	63
3. Terry Francona.....	1978-80	61
Todd Trafton.....	1983-86	61
Jett Bandy.....	2009-11	61
6. Chip Hale.....	1984-87	56
7. Ron Hassey.....	1973-76	53
Gar Millay.....	1984-86	53
Brad Glenn.....	2006-09	53
10. Trevor Crowe.....	2003-05	52

Triples

Player	Years	3B
1. Charles Shoemaker.....	1959-61	30
2. Eddie Leon.....	1965-67	28
3. Trevor Crowe.....	2003-05	26
Brad Boyer.....	2003-06	26
5. Chip Hale.....	1984-87	21
Jeff Van Houten.....	2002-05	21
7. Harry Messic.....	1956-58	20
Dave Stegman.....	1973-76	20
9. Jim Morrison.....	1961-63	19
Bill Henry Brown.....	1962-64	19
Dwight Taylor.....	1979-81	19

Home Runs

Player	Years	HR
1. Shelley Duncan.....	1999-2001	55
2. Brad Glenn.....	2006-09	43
3. Kenny Corley.....	1995-98	36
4. David Shermet.....	1985-88	34
5. Les Pearsey.....	1975-78	33
C.J. Zeigler.....	2007-08	33
7. Moises Duran.....	2001-04	32
8. Todd Trafton.....	1983-86	31
Bill Rhinehart.....	2004-07	31
10. Robert Woodside.....	1975-78	30
Jeff Van Houten.....	2002-05	30
Jordan Brown.....	2003-05	30

Home Run Ratio

Player	Years	Ratio
1. Shelley Duncan.....	1999-2001	10.35
2. George Arias.....	1993	11.09
3. Jason Thompson.....	1993	12.75
4. C.J. Zeigler.....	2007-8	14.18
5. Wes Clements.....	1979-80	14.46
6. Gary Alexander.....	1986-87	14.55
7. Todd Landry.....	1993	14.88
8. Ben Diggins.....	1999-00	16.21
9. Jordan Brown.....	2003-05	18.00
10. Kenny Corley.....	1995-98	18.08

RBI

Player	Years	RBI
1. Ron Hassey.....	1973-76	235
2. Jeff Van Houten.....	2002-05	213
3. Terry Francona.....	1978-80	200
4. Dave Stegman.....	1973-76	198
5. Brad Glenn.....	2006-09	190
7. Todd Trafton.....	1983-86	187
8. Shelley Duncan.....	1999-2001	186
9. Robbie Moen.....	1990-93	185
10. Kenny Corley.....	1995-98	183

Bases on Balls

Player	Years	BB
1. Chip Hale.....	1984-87	162
2. David Shermet.....	1985-88	154
3. Dave Stegman.....	1973-76	139
4. J.T. Snow.....	1987-89	137
5. Russ Gragg.....	1952-55	127
6. Ron Hassey.....	1973-76	125
7. Jeff Van Houten.....	2002-05	123
8. Moises Duran.....	2001-04	120
9. Ken Bolek.....	1973-76	119
10. Dwight Taylor.....	1979-81	117

Hit by Pitch

Player	Years	HBP
1. Colt Sedbrook.....	2006-08	55
2. Jett Bandy.....	2009-11	54
3. Brad Glenn.....	2006-09	42
4. Jason Donald.....	2004-06	39
5. Kenny Corley.....	1995-98	32
6. Joey Rickard.....	2010-12	30
7. Robert Refsnyder.....	2010-12	26
8. Cole Frenzel.....	2010-11	24
9. Bryce Ortega.....	2008-11	22
10. Alan Hall.....	1958-60	21
Brad Hassey.....	1999-2002	21
Jeff Van Houten.....	2002-05	21
Brad Boyer.....	2003-06	21

Strike Outs

Player	Years	K
1. Brad Glenn.....	2006-09	183
2. Colin Porter.....	1995-98	180
3. Jason Donald.....	2004-06	162
T.J. Steele.....	2006-08	162
5. Dave Stegman.....	1973-76	158
6. Damon Mashore.....	1989-91	157
7. Moises Duran.....	2001-04	138
8. Les Pearsey.....	1975-78	134
9. Erik Torres.....	1998-2001	132
10. Jeff Van Houten.....	2002-05	131
Bill Rhinehart.....	2004-07	131

Sacrifice Hits

Player	Years	SH
1. Alex Mejia.....	2010-12	33
2. Colt Sedbrook.....	2006-08	30
3. J.J. Northam.....	1988-91	29
Dwight Childs.....	2007-09	29
5. Chip Hale.....	1984-87	28
6. Joey Rickard.....	2010-12	23
7. Robbie Moen.....	1990-93	22
8. Erik Mattern.....	1995-98	20
9. Scott Stanley.....	1977-80	19
Bryce Ortega.....	2008-11	19

Sacrifice Flies

Player	Years	SF
1. Chip Hale.....	1984-87	21
2. Brad Boyer.....	2003-06	20
3. Jeff Van Houten.....	2002-05	19
Bill Rhinehart.....	2004-07	19
5. Keoni DeRenne.....	1998-00	18
6. Shelley Duncan.....	1999-2001	16
Brad Glenn.....	2006-09	16
Jett Bandy.....	2009-11	16
9. Gar Millay.....	1984-86	15
Robbie Moen.....	1990-93	15
Jeff Gjerde.....	1994-97	15

Stolen Bases

Player	Years	SB
1. Dwight Taylor.....	1979-81	90
2. Tommy Hinz.....	1985-86	88
3. Dave Stegman.....	1973-76	86
4. Brad Boyer.....	2003-06	73
5. Hugh McMullan.....	1952-54	67
Damon Mashore.....	1989-91	67
7. Trevor Crowe.....	2003-05	66
8. Bryce Ortega.....	2008-11	64
9. Russ Gragg.....	1952-55	63
John Moses.....	1979-80	63

Stolen-Base Percentage (Min. 30 SB)

Player	Years	Pct.
1. T.J. Steele.....	2006-08	.900
2. Bryce Ortega.....	2008-11	.889
3. John Glenn.....	1970-72	.872
4. Mike Senne.....	1985-86	.867
5. Trevor Crowe.....	2003-05	.857
6. Ken Bolek.....	1973-76	.846
7. Dave Stegman.....	1973-76	.835
8. Colin Porter.....	1995-98	.831
9. Dwight Taylor.....	1979-81	.818
10. John Moses.....	1979-80	.797

Extra-Base Hits

Player	Years	EBH
1. Dave Stegman.....	1973-76	110
2. Brad Glenn.....	2006-09	103
3. Chip Hale.....	1984-87	101
4. Todd Trafton.....	1983-86	100
5. Jeff Van Houten.....	2002-05	99
6. Robbie Moen.....	1990-93	94
Trevor Crowe.....	2003-05	94
8. Ron Hassey.....	1973-76	89
Kenny Corley.....	1995-98	89
10. Les Pearsey.....	1975-78	86
Terry Francona.....	1978-80	86

Total Bases

Player	Years	Bases
1. Chip Hale.....	1984-87	507
2. Dave Stegman.....	1973-76	487
3. Jeff Van Houten.....	2002-05	468
4. Robbie Moen.....	1990-93	465
5. Brad Glenn.....	2006-09	441
6. Les Pearsey.....	1975-78	429
7. Todd Trafton.....	1983-86	425
8. Ron Hassey.....	1973-76	399
9. Terry Francona.....	1978-80	395
Brad Boyer.....	2003-06	395

Batting Average (Min. 200 AB)

Player	Years	Avg.
1. Marty Hurd.....	1957-58	.412
2. John Glenn.....	1970-72	.406
3. Lloyd Jenney.....	1950-52	.399
4. Brad Mills.....	1978-79	.394
5. Steve Mikulic.....	1970-71	.393
6. Joe Skaisgir.....	1961-62	.391
7. Dave Stegman.....	1973-76	.390
8. Don McGinnis.....	1955-56	.390
9. Tom Clarkson.....	1955-57	.383
10. Marv Thompson.....	1973-74	.383

Slugging Percentage (Min. 200 AB)

Player	Years	Pct.
1. George Arias.....	1993	.678
Jason Thompson.....	1993	.678
3. Don McGinnis.....	1955-56	.671
4. Shelley Duncan.....	1999-2001	.664
5. Don Gile.....	1954-55	.660
6. Dennis Haines.....	1971-74	.643
7. Craig Sorenson.....	1955-57	.643
8. Gary Alexander.....	1986-87	.641
9. Colin Porter.....	1998	.638
10. Todd Landry.....	1993	.636

On-Base Percentage

Player	Years	Pct.
1. Don McGinnis.....	1955-56	.523
2. Marv Thompson.....	1973-74	.518
3. Brad Mills.....	1978-79	.515
4. Marty Hurd.....	1957-58	.506
5. Matt Encinas.....	1957-59	.506
6. John Glenn.....	1970-72	.491
7. Dennis Haines.....	1971-74	.484
8. Joe Skaisgir.....	1961-62	.482
9. Jack Daugherty.....	1981-82	.482
10. Dave Stegman.....	1973-76	.481

Games Pitched

Player	Years	Games
1. Jason Stoffel	2007-09	99
2. Cory Burns	2006-09	94
3. Ron Sismondo	1979-82	88
4. Bryce Bandilla	2009-11	87
5. Tony Milo	1997-00	82
6. Ben White	1993-96	81
7. Joe Estes	1983-86	77
Mark Melancon	2004-06	77
9. Tod Brown	1992-94	74
10. Preston Guilmet	2006-09	68

Games Started

Player	Years	GS
1. Preston Guilmet	2006-09	61
2. Ed Vosberg	1980-83	60
3. Sean Rierson	2001-03, 05	58
4. Kurt Heyer	2010-12	56
5. Joe Magrane	1983-85	53
6. Ron Sismondo	1979-82	46
Kevin Guyette	2003-05	46
Kyle Simon	2009-11	46
9. Lance Dickson	1988-90	45
10. Don Lee	1954-56	43

Wins

Player	Years	Wins
1. Don Lee	1954-56	36
2. Carl Thomas	1954-56	35
3. Ron Sismondo	1979-82	33
4. Rich Hinton	1967-69	32
5. Jim Ward	1958-60	30
6. Dave Breuker	1972-74	29
Ed Vosberg	1980-83	29
8. David Crutcher	1976-78	28
Joe Magrane	1983-85	28
Kurt Heyer	2010-12	28

Losses

Player	Years	Losses
1. Ben White	1993-96	22
2. Ed Vosberg	1980-83	19
Joe Magrane	1983-85	19
4. Preston Guilmet	2006-09	18
5. Ron Sismondo	1979-82	17
Lance Dickson	1988-90	17
Ryan Frace	1993-95	17
Darrell Hussman	1996-98	17
9. Doug Scherer	1982-83	15
Tony Milo	1997-00	15
Sean Rierson	2001-03, 05	15
Kevin Guyette	2003-05	15

Winning Percentage (Min. 20 Decisions)

Player	Years	Pct.
1. Mark Schimpf	1971-74	.920
2. Carl Thomas	1954-56	.875
3. John Melancon	2003-05	.857
4. Don Lee	1954-56	.837
5. Jim Ward	1959-60	.811
6. Norm Popkin	1957-59	.864
Robert Chaulk	1976-78	.864
8. Scott Erickson	1989	.857
9. Ben Rincon	1952-55	.815
10. Rich Hinton	1967-69	.800
Sherwin Scott	1962-64	.800

Saves

Player	Years	Saves
1. Jason Stoffel	2007-09	29
2. Mark Melancon	2004-06	18
3. Daniel Schlereth	2006-08	15
4. Ryan Moskau	1997-98	14
5. Joe Estes	1983-86	13
Carlos Rico	1991-92	13
7. Tylert Lawton	1979-82	10
8. Ron Sismondo	1979-82	9
Ben White	1993-96	9

Saves cont.

Player	Years	Saves
10. Walter J. Kelner	1980-81	8
Tod Brown	1992-94	8
David Blake	1987, 89	8
Barry Johnson	1990-91	8
John Roslund	1972-74	8
Tony Milo	1997-00	8

Innings Pitched

Player	Years	Innings
1. Preston Guilmet	2006-09	416.2
2. Ed Vosberg	1980-83	405.1
3. Kurt Heyer	2010-12	393.1
4. Joe Magrane	1983-85	377.1
5. Sean Rierson	2001-03, 05	374.1
6. Don Lee	1954-56	365.2
7. Ron Sismondo	1979-82	361.2
8. Carl Thomas	1954-56	360.2
9. David Crutcher	1976-78	339.1
10. Dave Breuker	1972-74	319.1

Hits Allowed

Player	Years	Hits
1. Ed Vosberg	1980-83	465
2. Ron Sismondo	1979-82	446
3. Sean Rierson	2001-03, 05	443
4. Preston Guilmet	2006-09	415
5. Kurt Heyer	2010-12	370
6. Gil Heredia	1986-87	363
7. Ben White	1993-96	355
8. Joe Magrane	1983-85	354
9. Kyle Simon	2009-11	352
10. Tony Milo	1997-00	326

Runs Allowed

Player	Years	Runs
1. Ron Sismondo	1979-82	250
2. Sean Rierson	2001-03, 05	246
3. Ed Vosberg	1980-83	233
4. Tony Milo	1997-00	226
5. Ben White	1993-96	216
6. Joe Magrane	1983-85	212
7. Preston Guilmet	2006-09	201
8. Darrell Hussman	1996-98	196
Kevin Guyette	2003-05	196
10. Ryan Frace	1993-95	193

Earned Runs Allowed

Player	Years	Runs
1. Sean Rierson	2001-03	212
2. Ron Sismondo	1979-82	203
3. Tony Milo	1997-00	185
4. Ed Vosberg	1980-83	178
5. Darrell Hussman	1996-98	168
6. Ryan Frace	1993-95	164
7. Ben White	1993-96	163
8. Joe Magrane	1983-85	161
9. Kevin Guyette	2003-05	160
10. Gil Heredia	1986-87	153

Bases on Balls Allowed

Player	Years	BB
1. Ed Vosberg	1980-83	217
2. Carl Thomas	1954-56	192
3. Joe Magrane	1983-85	183
4. Ron Sismondo	1979-82	167
5. Preston Guilmet	2006-09	163
6. David Crutcher	1976-78	161
7. Tony Milo	1997-00	153
8. Lance Dickson	1988-90	146
9. David Baldwin	1957-59	138
Pat O'Brien	1966-68	138
Dave Breuker	1972-74	138

Strike Outs

Player	Years	K
1. Carl Thomas	1954-56	422
2. Preston Guilmet	2006-09	419
3. Don Lee	1954-56	394
4. Kurt Heyer	2010-12	356
5. Jim Nichols	1963-65	333
6. David Baldwin	1957-59	312
7. Joe Magrane	1983-85	307
8. Lance Dickson	1988-90	304
9. Rich Hinton	1967-69	300
10. Jim Ward	1958-60	292

Earned-Run Average (Min. 100 IP)

Player	Years	ERA
1. Dan Schneider	1962	1.30
2. Don Lee	1954-56	1.77
3. Rich Hinton	1967-69	1.84
4. Jim Nichols	1963-65	2.04
5. Pat O'Brien	1966-68	2.06
6. Tim Plodinec	1967-68	2.12
7. Steve Powers	1974-76	2.14
8. John Fouse	1963, 65	2.31
9. Carl Thomas	1954-56	2.32
10. Gordon Berghold	1960-61	2.36

Complete Games

Player	Years	CG
1. Don Lee	1954-56	36
2. Carl Thomas	1954-56	33
3. Rich Hinton	1967-69	31
4. Jim Ward	1958-60	22
David Crutcher	1976-78	22
6. Eddie Moraga	1951-54	21
7. Burdette Morago	1957-59	20
Leon Hooten	1969-70	20
9. David Baldwin	1957-59	19
Jim Nichols	1963-65	19
Dave Breuker	1972-74	19

CG Shutouts

Player	Years	SHO
1. Don Lee	1954-56	8
2. Sherwin Scott	1962-64	6
John Fouse	1963, 65	6
4. Eddie Moraga	1951-54	5
Dan Schneider	1962	5
Pat O'Brien	1966-68	5
Rich Hinton	1967-69	5
8. Ben Rincon	1952-55	4
Carl Thomas	1954-56	4
Jim Ward	1958-60	4
Gus Zeller	1959-61	4
Jim Nichols	1963-65	4
Mark Schimpf	1971-74	4
Dave Breuker	1972-74	4
Steve Power	1974-76	4
David Crutcher	1976-78	4

Wild Pitches

Player	Years	WP
1. Preston Guilmet	2006-09	52
2. Joe Magrane	1983-85	32
Lance Dickson	1988-90	32
Kevin Guyette	2003-05	32
5. Tyler Haddix	1996-98	31
6. Ed Vosberg	1980-83	29
Mike Schiefelbein	1991-94	29
8. Mark Melancon	2004-06	28
9. Jim Nichols	1963-65	25
Kirt Kishita	1992-96	25
Tony Milo	1997-00	25

Hit Batsmen

Player	Years	HBP
1. Kyle Simon	2009-11	41
2. Sean Rierson	2001-03, 05	35
3. Tony Milo	1997-00	30
4. Konner Wade	2011-12	29
5. Darrell Hussman	1996-98	27
Preston Guilmet	2006-09	27
7. Brad Mills	2004-07	26
Kurt Heyer	2010-12	26
9. Ryan Frace	1993-95	25
10. Ben Diggins	1999-00	23

Balks

Player	Years	Balks
1. Matt Chaffee	2008-11	9
2. Brad Mills	2004-07	7
Konner Wade	2011-12	7
4. Dave Powers	1979-81	6
Joe Magrane	1983-85	6
Joe Allison	2009-10	6
7. Sherwin Scott	1962-64	5
Tim Schweitzer	1991-93	5
Tod Brown	1992-94	5
Kurt Heyer	2010-12	5

Home Runs Allowed

Player	Years	HR
1. Tony Milo	1997-00	44
2. Ben White	1993-96	38
3. Lance Dickson	1988-90	36
4. Sean Rierson	2001-03, 05	36
5. Ron Sismondo	1979-82	35
6. James Johnson	1996-98	32
Joe Little	2001-03	32
8. Michael Crawford	1999-00	30
9. Jason Hisey	1988-91	29
Preston Guilmet	2006-09	29

Fewest Hits Allowed/9 IP (Min. 100 IP)

Player	Years	HA/9IP
1. Carl Thomas	1954-56	5.49
2. Dan Schneider	1962	5.89
3. Don Lee	1954-56	6.01
4. Jim Nichols	1963-65	6.09
5. Rich Hinton	1967-69	6.41
6. Brad Tolson	1950-51	6.48
7. Pat O'Brien	1966-68	6.58
8. Mark Clarke	1959-61	6.62
9. Sherwin Scott	1962-64	6.87
10. David Baldwin	1957-59	6.92

Most Strike Outs/9 IP (Min. 100 IP)

Player	Years	K/9IP
1. Dan Schneider	1962	12.75
2. Daniel Schlereth	2006-08	12.11
3. Jason Stoffel	2007-09	11.70
4. Jim Nichols	1963-65	11.14
5. David Baldwin	1957-59	11.13
6. Carl Thomas	1954-56	10.53
7. Mark Clarke	1959-61	10.44
8. Hollis Phillips	1964-66	10.00
9. Pat O'Brien	1966-68	9.97
10. Sherwin Scott	1962-64	9.95

Fewest Walks/9 IP (Min. 100 IP)

Player	Years	BB/9IP
1. Tad Heydenfeldt	1986-87	1.77
2. Kurt Heyer	2010-12	1.90
3. Sean Rierson	2001-03, 05	1.95
4. Ernie Oosterveen	1954-56	2.00
5. Mike Gray	1970-72	2.08
6. Kyle Simon	2009-11	2.13
7. Hollis Phillips	1964-66	2.20
8. Doug Holliker	1963-65	2.48
9. Tim Plodinec	1967-68	2.51
10. Shawn Barrington	1995-96	2.54

INDIVIDUAL SEASON BATTING RECORDS

Games Played

Player	Year	Games
1. Dave Stegman	1976	73
Glenn Wendt	1976	73
Don Zimmerman	1976	73
4. Pete Van Horne	1976	72
5. Ron Hassey	1976	71
6. Chip Hale	1985	69
Gar Millay	1985	69
Todd Trafton	1985	69
9. Chip Hale	1986	68
Tommy Hinzo	1986	68
Gar Millay	1986	68
Dave Rohde	1986	68
Mike Senne	1986	68

At-Bats

Player	Year	AB
1. Glenn Wendt	1976	317
2. Tommy Hinzo	1986	286
3. Pete Van Horne	1976	282
Don Zimmerman	1976	282
Todd Trafton	1985	282
6. Terry Francona	1979	275
7. Clark Crist	1979	272
Alex Mejia	2012	272
9. Tommy Hinzo	1985	268
10. Mike Senne	1986	267

Runs

Player	Year	Runs
1. Dave Stegman	1976	91
2. Dave Stegman	1975	90
3. John Tejcek	1993	85
4. Ben Heise	1974	84
5. Tommy Hinzo	1986	83
Trevor Crowe	2005	83
6. Dwight Taylor	1980	82
Chip Hale	1986	82
8. Dave Stegman	1974	81
9. Mike Senne	1986	80
Kevin Long	1989	80

Hits

Player	Year	Hits
1. Dave Stegman	1976	111
2. Trevor Crowe	2005	106
3. Terry Francona	1980	105
4. Terry Francona	1979	104
Todd Trafton	1985	104
6. Clark Crist	1979	103
7. Robbie Moen	1993	102
8. Robbie Moen	1991	99
9. Lynn Garrett	1977	97
Alex Mejia	2012	97

Multi-Hit Games (since '79)

Player	Year	Games
1. Terry Francona	1979	35
Robbie Moen	1991	35
3. Trevor Crowe	2005	34
4. Terry Francona	1980	32
John Tejcek	1993	32
6. Tommy Hinzo	1986	31
Robbie Moen	1993	31
8. Clark Crist	1979	30
Kevin Long	1989	30
Jason Thompson	1993	30
Alex Mejia	2012	30

Doubles

Player	Year	2B
1. Dave Stegman	1976	30
2. Todd Trafton	1986	27
3. Terry Francona	1980	26
Willie Morales	1993	26
5. Trevor Crowe	2005	25
6. Dave Stegman	1975	24
7. Marv Thompson	1974	23

Doubles cont.

Player	Year	2B
7. Ernie Durazo	2001	23
Kevin Long	1989	23
Nick Hundley	2005	23
C.J. Ziegler	2007	23
Jett Bandy	2010	23

Triples

Players	Year	3B
1. Trevor Crowe	2005	15
2. Bill Barraclough	1960	12
Charles Shoemaker	1960	12
4. Harry Messick	1956	11
Marty Hurd	1957	11
Eddie Leon	1965	11
Dave Stegman	1974	11
John Tejcek	1993	11
9. Charles Shoemaker	1959	10
Ken Kurtz	1966	10
Eddie Leon	1966	10
Chuck Johnson	1986	10
Steve Gill	1990	10

Home Runs

Player	Year	HR
1. Shelley Duncan	2001	24
2. George Arias	1993	23
3. Jason Thompson	1993	20
Shelley Duncan	1999	20
C.J. Zeigler	2008	20
6. Gary Alexander	1987	18
Alan Zinter	1989	18
8. Robert Woodside	1977	17
Todd Landry	1993	17
10. Les Pearsey	1978	16
Todd Trafton	1986	15
Jason Hendricks	1998	15
Moises Duran	2003	15
Nick Hundley	2005	15

Home Run Ratio

Player	Year	Ratio
1. Shelley Duncan	2001	9.5
2. Shelley Duncan	1999	10.55
3. George Arias	1993	11.09
4. Gary Alexander	1987	11.67
5. Shelley Duncan	2000	11.82
6. Dennis Haines	1974	11.86
7. C.J. Zeigler	2008	12.00
8. Wes Clements	1979	12.43
9. Jason Thompson	1993	12.75
10. Jason Hendricks	1998	13.00

RBI

Player	Year	RBI
1. Ron Hassey	1974	86
2. Ron Hassey	1976	84
Terry Francona	1980	84
4. Terry Francona	1979	81
Alan Zinter	1989	81
6. Mike Senne	1986	80
Jordan Brown	2005	80
8. Shelley Duncan	2001	78
Eddie Leon	1966	75
Mike Gatlin	1975	75
George Arias	1993	75

Hit By Pitch

Player	Year	HBP
1. Colt Sedbrook	2006	26
2. Jett Bandy	2010	20
Jett Bandy	2011	20
4. Jason Donald	2005	19
Cole Frenzel	2011	19
6. Colt Sedbrook	2007	16
7. Kenny Corley	1997	15
Brad Glenn	2007	15
9. T.J. Steele	2008	14
Jett Bandy	2009	14

Base on Balls

Player	Year	BB
1. Don McGinnis	1956	65
2. Tommy Barrett	1982	64
3. Matt Encinas	1959	61
4. David Shermet	1988	59
5. Dave Stegman	1975	57
Chip Hale	1985	57
7. Don Zimmerman	1976	56
Brad Mills	1979	56
Wes Clements	1980	56
10. John Moses	1979	55
John Moses	1980	55

Strike Outs

Player	Year	K
1. Dave Stegman	1976	72
2. Damon Mashore	1989	64
3. Jason Donald	2004	63
4. George Arias	1993	62
5. Colin Porter	1997	61
T.J. Steele	2008	61
7. T.J. Steele	2007	58
8. Jason Thompson	1993	55
Brad Glenn	2009	55
10. Harry Messick	1956	53
Wes Clements	1980	53
Shelley Duncan	1999	53
Riley Moore	2012	53

Sacrifice Hits

Player	Year	SH
1. Alex Mejia	2012	15
2. Dwight Childs	2008	13
3. Scott Stanley	1978	12
Chip Hale	1985	12
Colt Sedbrook	2006	12
Alex Mejia	2010	12
Trent Gilbert	2012	12
8. Andy Juday	1999	11
Chris Frey	2005	11
Brandon Dixon	2012	11
Riley Moore	2012	11

Sacrifice Flies

Player	Year	SF
1. Chip Hale	1986	10
Alan Zinter	1989	10
3. Keoni DeRenne	1999	9
Bill Rhinehart	2007	9
Jett Bandy	2011	9
6. Scott Nielson	1964	8
Carlos Figueroa	1971	8
Clark Crist	1979	8
Todd Landry	1993	8
Robbie Moen	1993	8
Jeff Gjerde	1995	8
Jeff Van Houten	2003	8
Brad Boyer	2003	8
C.J. Ziegler	2007	8
Alex Mejia	2012	8
Riley Moore	2012	8

Stolen Bases

Player	Year	SB
1. Tommy Hinzo	1986	45
2. Tommy Hinzo	1985	43
Dwight Taylor	1980	42
4. John Moses	1980	37
5. Dave Stegman	1975	36
6. Dwight Taylor	1981	34
7. Mike Senne	1986	32
8. Hugh McMullan	1952	31
9. Russ Gragg	1955	30
10. Colin Porter	1997	29

Stolen-Base Percentage (Min. 20 SB)

Player	Year	Pct.
1. Trevor Crowe	2004	.963
2. T.J. Steele	2008	.933
3. Diego Rico	1996	.917
4. Robert Abel	2007	.913
5. Dave Stegman	1976	.897
6. Bryce Ortega	2011	.893
7. Dwight Taylor	1980	.875
Tommy Barrett	1981	.875
Damon Mashore	1991	.875
T.J. Steele	2007	.875

Extra-Base Hits

Player	Year	EBH
1. Trevor Crowe	2005	49
2. Todd Trafton	1986	44
3. Kevin Long	1989	41
4. Dave Stegman	1976	40
Les Pearsey	1978	40
Willie Morales	1993	40
Nick Hundley	2005	40
8. Jason Thompson	1993	39
9. Mike Gatlin	1975	38
Terry Francona	1980	38
George Arias	1993	38
C.J. Ziegler	2007	38
C.J. Zeigler	2008	38

Total Bases

Player	Year	TB
1. Trevor Crowe	2005	188
2. George Arias	1993	173
Jason Thompson	1993	173
4. Dave Stegman	1976	168
5. Todd Trafton	1985	166
6. Terry Francona	1980	164
Todd Trafton	1986	164
8. Robert Woodside	1977	163
9. Kevin Long	1989	162
10. Alan Zinter	1989	161
Todd Landry	1993	161

Batting Average

Player	Year	Avg.
1. Lloyd Jenney	1952	.484
2. Marty Hurd	1957	.473
3. John Glenn	1972	.438
4. Brad Mills	1978	.435
5. Tom Clarkson	1957	.434
6. Dillon Baird	2009	.433
7. Dave Stegman	1976	.425
Joe Skaisgir	1961	.425
9. Ron Hassey	1974	.421
10. Jeff Van Houten	2003	.413

Slugging Percentage

Player	Year	Pct.
1. Dennis Haines	1974	.765
2. Lloyd Jenney	1952	.758
3. Alan Hall	1960	.754
4. Les Pearsey	1978	.735
5. Ken Bolek	1974	.734
6. Jason Hendricks	1998	.718
7. Dillon Baird	2009	.716
8. Trevor Crowe	2005	.715
9. Richard Lemons	1993	.713
10. Todd Trafton	1986	.710

On-Base Percentage

Player	Year	Pct.
1. Lloyd Jenney	1952	.606
2. Ted Lazovich	1954	.569
3. Matt Encinas	1959	.557
4. Brad Mills	1978	.549
5. Don McGinnis	1956	.548
6. John Glenn	1972	.538
Ken Bolek	1974	.538
8. Dave Stegman	1975	.530
9. Dennis Haines	1974	.528
10. Marty Hurd	1957	.527

Games Pitched

Player	Year	Games
1. Cory Burns	2009	40
2. Jason Stoffel	2009	39
3. Matt Chaffee	2011	36
4. Tod Brown	1993	35
Nick Cunningham	2010	35
6. Mark Melancon	2005	34
Daniel Schlerteth	2008	34
Jason Stoffel	2008	34
9. Bryce Bandilla	2011	32
10. Greg Barger	1980	29
Ron Sismondo	1980	29
Mark Melancon	2004	29
Bryce Bandilla	2010	29
Stephen Manthei	2010	29

Games Started

Player	Year	GS
1. Gil Heredia	1986	22
Kevin Guyette	2004	22
3. Joe Magrane	1985	21
Koley Kolberg	2004	21
5. Scott Erickson	1989	20
Kurt Heyer	2011	20
7. David Carley	1986	19
Gil Heredia	1987	19
Frank Halcovich	1988	19
John Meloan	2005	19
Kurt Heyer	2012	19
Konner Wade	2012	19

Wins

Player	Year	Wins
1. Scott Erickson	1989	18
2. Gil Heredia	1986	16
3. Don Lee	1956	15
Dave Breuker	1974	15
Craig Giola	1976	15
6. Carl Thomas	1956	14
Rich Hinton	1969	14
8. Jim Ward	1960	13
Dan Schneider	1962	13
Mark Schimpf	1974	13
Steve Powers	1975	13
Joe Magrane	1985	13
Kurt Heyer	2012	13

Losses

Player	Year	Losses
1. Doug Scherer	1983	9
2. Walter Dill	1984	8
Joe Magrane	1985	8
Gil Heredia	1987	8
Lance Dickson	1990	8
Ryan Frace	1994	8
Ben White	1994	8
Darrell Hussman	1997	8
Kevin Guyette	2004	8
10. 10 players		7

Winning Percentage (Min. 10 Decisions)

Player	Year	Pct.
1. Don Lee (15-0)	1956	1.000
Brad Tolson (10-0)	1950	1.000
John Meloan (10-0)	2004	1.000
4. Dave Breuker	1974	.938
5. Jim Ward	1960	.929
Dan Schneider	1962	.929
Mark Schimpf	1974	.929
8. Carl Thomas	1954	.923
Pat O'Brien	1966	.923
10. Craig Chamberlain	1978	.909

Saves

Player	Year	Saves
1. Jason Stoffel	2008	13
2. Mark Melancon	2005	11
Jason Stoffel	2009	11
4. Joe Estes	1985	10
Carlos Rico	1992	10
6. Tod Brown	1993	8
Ryan Moskau	1998	8
Daniel Schlerteth	2007	8
9. Derek Rodriguez	2004	7
Daniel Schlerteth	2006	7
Matt Chaffee	2011	7

Innings Pitched

Player	Year	Innings
1. Scott Erickson	1989	172.2
2. Gil Heredia	1986	165.1
3. Kurt Heyer	2012	153.0
4. Gil Heredia	1987	149.2
5. Koley Kolberg	2004	149.1
6. Joe Magrane	1985	149.0
7. Carl Thomas	1956	148.2
8. Craig Giola	1976	145.1
9. David Crutcher	1977	144.0
10. Kurt Heyer	2011	138.1

Hits Allowed

Player	Year	Hits
1. Gil Heredia	1986	194
2. Scott Erickson	1989	183
Koley Kolberg	2004	183
4. Gil Heredia	1987	169
5. Frank Halcovich	1988	165
6. Kurt Heyer	2012	151
7. Kevin Guyette	2004	149
8. Joe Magrane	1985	143
9. David Crutcher	1977	142
10. Craig Giola	1976	134

Runs Allowed

Player	Year	Runs
1. Kevin Guyette	2004	104
2. Koley Kolberg	2004	98
3. Gil Heredia	1986	96
4. David Crutcher	1977	89
Gil Heredia	1987	89
6. Frank Halcovich	1988	87
7. Joe Magrane	1985	84
Darrell Hussman	1998	84
9. Walter Dill	1984	83
Tony Milo	2000	83

Earned Runs Allowed

Player	Year	ER
1. Gil Heredia	1986	86
2. Kevin Guyette	2004	85
3. Darrell Hussman	1998	80
4. Koley Kolberg	2004	78
5. Frank Halcovich	1988	71
6. Ben Diggins	1999	70
7. Walter Dill	1984	68
David Carley	1985	68
9. Gil Heredia	1987	67
Scott Erickson	1989	67

Bases on Balls Allowed

Player	Year	BB
1. John Fouse	1965	100
2. Leon Hooten	1970	81
3. Carl Thomas	1956	74
4. Carl Thomas	1954	70
David Crutcher	1977	70
Koley Kolberg	2004	70
7. Joe Magrane	1985	69
8. Steve Powers	1976	64
9. Larry Dierks	1970	63
Joe Magrane	1984	63
Jim Nichols	1963	63
Ben Diggins	2000	63

Strike Outs

Player	Year	K
1. Dan Schneider	1962	186
2. Carl Thomas	1956	179
3. Don Lee	1956	161
4. Carl Thomas	1954	146
Preston Guilmet	2007	146
6. Jim Nichols	1963	145
7. David Baldwin	1959	143
8. Lance Dickson	1990	141
9. Jim Ward	1960	136
10. Kurt Heyer	2011	134

ERA (Min. 50 IP/1 IP per Team Gm.)

Player	Year	ERA
1. Rich Hinton	1969	1.07
2. Don Lee	1956	1.14
3. Pat O'Brien	1966	1.25
4. Dan Schneider	1962	1.30
5. Jim Nichols	1965	1.35
6. Leon Hooten	1969	1.40
7. Ben Rincon	1955	1.53
8. Steve Powers	1975	1.61
9. Gordon Berghthold	1960	1.66
10. Pat O'Brien	1967	1.73

Complete Games

Player	Year	CG
1. Carl Thomas	1956	15
2. Don Lee	1956	14
Dan Schneider	1962	14
Rich Hinton	1969	14
Scott Erickson	1989	14
6. Gus Zeller	1961	13
John Fouse	1965	13
8. Rich Hinton	1968	12
Leon Hooten	1970	12
10. Don Lee	1954	11
Carl Thomas	1954	11
Don Lee	1955	11
Tim Plodinec	1968	11

Shutouts

Player	Year	SHO
1. John Fouse	1965	6
2. Don Lee	1956	5
3. Eddie Moraga	1952	4
Sherwin Scott	1963	4
5. Ernie Oosterveen	1956	3
Gus Zeller	1961	3
Pat O'Brien	1967	3
Rich Hinton	1969	3
Steve Powers	1975	3
10. 22 tied with		2

Wild Pitches

Player	Year	WP
1. Preston Guilmet	2008	18
2. Preston Guilmet	2006	17
3. Kirt Kishita	1992	16
4. Tyler Haddix	1996	15
Kevin Guyette	2005	15
6. Mike Schiefelbein	1994	14
7. Lance Dickson	1990	13
Preston Guilmet	2007	13
9. Leon Hooten	1970	12
Joe Magrane	1983	12
Matt Hendren	1996	12
Tyler Haddix	1998	12
Darrell Hussman	1998	12
Kevin Guyette	2004	12
Mark Melancon	2005	12

Hit Batsmen

Player	Year	HBP
1. Konner Wade	2012	24
2. Kyle Simon	2010	16
3. Brad Mills	2006	15
4. Kyle Simon	2009	14

Hit Batsmen cont.

Player	Year	HBP
5. Ryan Frace	1994	13
Clay Crossan	1994	13
Marc Kaiser	2001	13
8. Darrell Hussman	1998	12
Ben Diggins	2000	12
Tony Milo	2000	12
Sean Rierson	2002	12
Matt Chaffee	2011	12

Balks

Player	Year	Balks
1. Matt Chaffee	2011	6
2. Todd Landry	1993	4
Mark Melancon	2004	4
Brad Mills	2006	4
Joe Allison	2009	4
Konner Wade	2011	4
7. 12 tied with		3

Home Runs Allowed

Player	Year	HR
1. Gil Heredia	1986	19
2. Frank Halcovich	1988	18
3. Heath Lane	1988	17
Lance Dickson	1990	17
James Johnson	1998	17
Tony Milo	2000	17
John Meloan	2004	17
8. Mike Crawford	2000	16
Joe Little	2002	16
Kevin Guyette	2004	16

Fewest Hits Allowed/9 Inn.*(Min. 50 IP/1 IP per Team Game)*

Player	Year	HA
1. Carl Thomas	1956	5.21
2. Don Lee	1956	5.35
3. Carl Thomas	1954	5.58
4. Carl Thomas	1955	5.84
5. Jim Nichols	1963	5.76
6. Pat O'Brien	1967	5.82
7. Rich Hinton	1969	5.84
8. Dan Schneider	1962	5.89
9. Pat O'Brien	1966	5.90
10. Warren Hedding	1962	6.03

Strike Outs/9 Inn.*(Min. 50 IP/1 IP per Team Game)*

Player	Year	K
1. Dan Schneider	1962	12.75
2. David Baldwin	1958	12.05
3. David Baldwin	1959	11.95
4. Jim Nichols	1963	11.45
5. Fred Burns	1969	11.43
6. Bryan Shield	1971	11.34
7. Mike Paul	1966	11.22
8. Jim Nichols	1965	11.05
9. Hollis Phillips	1965	11.00
10. Carl Thomas	1956	10.84

Fewest Bases on Balls/9 Inn.*(Min. 50 IP/1 IP per Team Game)*

Player	Year	BB
1. Kyle Simon	2011	0.77
2. Michael Crawford	1999	1.54
3. Gil Heredia	1986	1.63
4. Kurt Heyer	2012	1.65
5. James Farris	2012	1.69
Kurt Heyer	2011	1.69
7. Sean Rierson	2001	1.88
8. Gil Heredia	1987	1.92
9. Mike Gray	1972	1.96
10. Sean Rierson	2002	2.00

Single Season Team Records (Batting)

Games

1.....	73	1976
2.....	69	1985
3.....	68	1979
.....	68	1986
5.....	67	1980

At-Bats

1.....	2,548	1976
2.....	2,427	1986
3.....	2,392	1985
4.....	2,364	1979
5.....	2,338	1980

Runs

1.....	700	1974
2.....	652	1986
3.....	612	1985
4.....	588	1976
5.....	583	1993

Hits

1.....	817	1986
2.....	792	1974
3.....	788	1993
4.....	776	1979
5.....	760	1985

Doubles

1.....	177	1986
2.....	158	1993
3.....	153	2005
4.....	146	1974
5.....	141	1975
.....	141	1998

Triples

1.....	64	1960
2.....	63	1974
3.....	60	1966
4.....	57	1964
5.....	50	2003

Home Runs

1.....	115	1993
2.....	87	1998
3.....	78	2000
4.....	77	2008
5.....	76	1988

Runs Batted In

1.....	592	1974
2.....	590	1986
3.....	542	1993
4.....	510	1998
5.....	505	1976

Hit By Pitch

1.....	96	2006
2.....	90	2007
3.....	80	2011
4.....	74	2008
.....	74	2009

Walks

1.....	398	1972
2.....	389	1974
3.....	382	1985
4.....	359	1954
5.....	350	1979

Strikeouts

1.....	436	1998
2.....	429	2003
3.....	413	2007
4.....	412	1999
5.....	396	1997

Sacrifice Hits

1.....	75	2012
2.....	56	2008
3.....	53	2011
4.....	50	1954
5.....	49	1980

Sacrifice Flies

1.....	49	1986
2.....	42	2012
3.....	39	1985
.....	39	2007
5.....	38	2003

Stolen Bases

1.....	150	1985
2.....	147	1986
3.....	144	2003
4.....	135	1980
5.....	130	1956

Batting Average

1.....	.361	1957
2.....	.348	1974
3.....	.343	1993
4.....	.337	1991
5.....	.337	1986

Slugging Percentage

1.....	.592	1993
2.....	.575	1998
3.....	.562	1974
4.....	.536	1986
5.....	.535	2003

Total Bases

1.....	1,359	1993
2.....	1,302	1986
3.....	1,225	1974
4.....	1,170	1976
5.....	1,159	1985

Single Season Team Records (Pitching)

Wins

1.....	58	1974
2.....	56	1976
3.....	49	1956
.....	49	1986
5.....	48	2012

Losses

1.....	40	1994
2.....	36	1984
3.....	34	1990
4.....	32	1991
.....	32	1996

Winning Percentage

1.....	.906	1974
2.....	.875	1951
3.....	.869	1956
4.....	.837	1955
5.....	.833	1962

Saves

1.....	16	1979
.....	16	1980
.....	16	2001
3.....	15	1973
.....	15	1992
.....	15	2004
.....	15	2005
.....	15	2007
.....	15	2008

Innings Pitched

1.....	642.0	1976
2.....	599.2	1986
3.....	596.0	1985
4.....	595.0	1980
5.....	590.2	1979

Hits Allowed

1.....	711	1979
2.....	708	1993
3.....	695	1996
4.....	679	1986
.....	679	1985

Runs Allowed

1.....	490	2000
2.....	480	1996
3.....	469	1994
4.....	459	1979
5.....	449	1984
.....	449	1985

Earned Runs Allowed

1.....	410	1996
2.....	407	2000
3.....	390	1993
4.....	370	1984
5.....	361	1994

Bases on Balls

1.....	336	1979
2.....	317	1970
3.....	303	1980
4.....	299	2000
5.....	289	1985
.....	289	1993

Strike Outs

1.....	572	2008
2.....	554	2005
3.....	541	2007
4.....	540	1956
.....	540	1963

ERA

1.....	2.06	1974
2.....	2.24	1969
3.....	2.30	1955
4.....	2.38	1967
5.....	2.49	1968

Complete Games

1.....	38	1956
2.....	35	1954
3.....	34	1961
4.....	32	1965
5.....	31	1968

Shutouts

1.....	14	1974
2.....	11	1976
3.....	10	1956
4.....	9	1966
5.....	8	1973

Wild Pitches

1.....	77	2000
2.....	66	1994
3.....	58	1999
4.....	57	2005
5.....	56	1996

Hit Batters

1.....	70	2012
2.....	65	2009
3.....	62	2010
4.....	60	2000
.....	60	2008

Balks

1.....	19	2011
2.....	13	2004
3.....	12	1996
.....	12	2010
5.....	10	2012

Home Runs Allowed

1.....	76	1988
2.....	74	2000
3.....	72	1998
4.....	70	1993
5.....	61	1986

Team Game Records: Batting

Category	Total	Opponent	Date	
At-Bats	66	vs. Chapman	3/29/1973	18 Innings
	61	vs. New Mexico	5/7/1965	
	61	vs. BYU	2/1/2003	
Runs	40	vs. St. Francis	2/22/1995	
Runs (Inn.)	16	vs St. Francis	2/22/1995	
Hits	32	vs. New Mexico	5/7/1965	
	32	vs. BYU	2/1/2003	
2B	10	vs. New Mexico	5/7/1965	
3B	6	vs. East Tennessee State	4/27/2012	
	5	Seven times (last vs. New Mexico 2/5/2000)		
HR	7	at Washington State	4/8/2001	
RBI	32	vs. New Mexico	5/7/1965	
HBP	6	vs. Tulane	2/26/2000	
	6	at UC Riverside	2/12/2006	
	6	at Hawaii-Hilo	3/13/2007	
	6	vs. Oregon State	4/1/2007	
	6	vs. Eastern Michigan	3/11/2012	
	21	vs. New Mexico	4/4/1950	
BB	21	vs. New Mexico	5/1/1951	
	21	at Mississippi	3/3/2001	17 Innings
K	18	vs. Arizona State	5/22/1967	
	18	at USC	3/19/1999	
SH	5	at Cal	4/1/2006	13 Innings
	5	vs. UNLV	3/3/2010	13 Innings
SF	5	vs. Eastern Michigan	3/11/2012	
	5	vs. Weber State	3/16/1970	
	5	vs. California	4/7/1986	10 innings
SB	13	vs. San Diego Navy	3/16/1957	
	13	vs. New Mexico	4/20/1954	
EBH	12	vs. Gonzaga	2/2/2007	
TB	55	vs. San Diego State	2/21/1975	
LOB (Most)	23	vs. Chapman	3/29/1973	19 Innings
LOB (Fewest)	0	at Sac State	4/28/2003	

Team Game Records: Pitching

Category	Total	Opponent	Date	
H	27	vs. Stanford	3/27/1994	12 innings
	27	vs. Arizona State	5/12/1996	
	27	at Arizona State	3/4/2000	
R	32	at Arizona State	3/4/2000	
ER	26	vs. California	3/18/2000	
BB	16	at Miami	6/7/2008	
K	21	vs. New Mexico	4/26/1940	
	20	vs. Utah	3/24/1962	
	20	vs. New Mexico	3/8/1969	
HBP	6	vs. San Francisco	1/30/2000	
	6	vs. Arizona State	5/26/2012	
WP	6	vs. Arizona State	2/28/1999	
BK	4	at Texas A&M	6/5/2011	
HR	7	vs. Arizona State	3/23/1987	
	7	at Arizona State	3/4/2000	
EBH	14	vs. Arizona State	3/23/1987	
TB	54	at Arizona State	3/4/2000	
SB	12	vs. USC	5/15/1995	

YEAR-BY-YEAR TEAM STATISTICS

Year-by-Year Final Team Stats (Batting)

Year	G	AVG	AB	R	H	2B	3B	HR	RBI	BB	SO	SB
2012	65	.329	2297	478	756	132	35	23	432	234	318	85
2011	60	.320	2083	410	666	118	26	29	370	160	294	90
2010	58	.321	2052	409	658	115	27	35	365	190	337	87
2009	55	.314	1951	419	613	133	33	46	381	177	388	71
2008	61	.301	2106	432	633	110	26	77	395	230	405	91
2007	59	.306	2021	428	619	126	33	52	389	215	413	95
2006	55	.305	1946	405	594	105	34	43	365	186	402	54
2005	60	.328	2175	496	713	153	45	64	445	251	342	78
2004	64	.305	2238	443	682	115	33	63	403	268	429	85
2003	58	.328	2125	521	697	126	50	71	473	213	359	144
2002	55	.289	1921	433	555	89	25	60	380	246	357	74
2001	56	.318	2062	436	655	107	29	54	387	200	332	52
2000	56	.331	2012	440	666	119	28	78	403	214	378	67
1999	56	.300	2008	431	603	124	24	53	388	243	412	62
1998	56	.332	1968	546	654	141	38	87	510	318	436	69
1997	58	.310	2034	424	630	128	21	42	380	257	396	112
1996	56	.312	2033	400	635	122	33	44	366	225	349	78
1995	56	.303	1963	391	595	84	32	28	344	265	330	88
1994	55	.275	1904	277	523	97	15	20	252	210	342	47
1993	61	.343	2295	583	788	158	34	115	542	285	392	51
1992	58	.312	2023	426	631	127	23	58	374	267	333	49
1991	59	.337	2116	471	713	111	29	47	404	260	338	88
1990	60	.294	2097	364	617	108	38	26	334	227	295	76
1989	64	.314	2277	514	714	126	35	69	464	321	395	90
1988	59	.329	2106	538	692	135	29	76	486	299	282	77
1987	60	.310	2122	473	658	110	40	68	422	313	310	82
1986	68	.337	2427	652	817	177	43	74	590	331	338	147
1985	69	.318	2392	612	760	139	37	62	498	382	291	150
1984	58	.302	2005	338	606	102	33	30	349	228	243	47
1983	56	.288	1928	362	556	97	21	31	317	252	302	79
1982	54	.309	1863	370	575	93	32	19	324	301	180	82
1981	52	.323	1842	452	595	113	24	34	397	294	238	102
1980	67	.308	2338	515	721	118	30	43	441	346	314	135
1979	68	.328	2364	536	776	126	35	39	469	350	286	77
1978	55	.313	1843	428	576	107	27	37	367	256	264	46
1977	64	.315	2259	488	711	119	35	51	417	262	318	88
1976	73	.311	2548	588	792	137	26	63	505	398	320	110
1975	57	.329	2026	574	667	141	40	48	472	342	321	114
1974	64	.352	2179	700	768	146	63	65	592	389	231	96
1973	53	.312	1687	339	527	72	47	15	276	297	229	49
1972	58	.318	1981	428	629	100	32	37	382	294	364	29
1971	50	.301	1608	300	484	69	40	13	257	227	283	64
1970	62	.314	2102	441	659	105	35	31	374	290	317	82
1969	47	.289	1507	293	436	69	37	17	242	283	237	43
1968	51	.285	1688	307	481	66	37	13	268	251	209	81
1967	50	.278	1641	302	456	53	39	6	240	214	258	77
1966	55	.322	1833	409	591	56	60	25	375	229	232	78
1965	50	.301	1727	391	520	98	43	35	330	244	321	89
1964	44	.296	1484	323	440	65	57	21	280	220	248	60
1963	56	.284	1908	386	541	65	38	27	318	281	309	81
1962	50	.278	1628	365	453	70	33	17	229	297	284	66
1961	48	.320	1720	443	551	73	48	33	373	283	217	92
1960	52	.328	1825	505	598	75	64	40	396	278	244	112
1959	51	.308	1782	448	548	88	45	25	339	303	276	97
1958	46	.361	1641	472	592	72	46	21	422	316	204	120

Year-by-Year Final Team Stats (Pitching)

Year	G	CG	Sho	W	L	Sv.	IP	H	R	ER	BB	K	ERA
2012	65	16	4	48	17	10	586.0	577	291	241	168	443	3.70
2011	60	7	4	39	21	10	534.0	495	241	212	180	438	3.57
2010	58	2	2	34	24	6	523.0	564	335	264	227	443	4.54
2009	55	0	3	30	25	13	486.1	564	355	295	215	379	5.46
2008	61	2	7	42	19	15	546.0	530	292	245	211	572	4.04
2007	59	6	6	42	17	15	526.2	516	273	228	205	541	3.90
2006	55	1	4	27	28	13	490.1	591	353	295	238	484	5.41
2005	60	3	6	39	21	15	541.1	551	317	263	217	554	4.37
2004	64	6	0	36	27	15	568.1	637	284	326	273	432	5.16
2003	58	4	5	35	23	7	519.2	599	367	295	207	413	5.11
2002	55	4	3	31	24	9	493.1	586	354	287	155	345	5.24
2001	56	1	4	33	23	16	504.1	598	363	299	204	376	5.34
2000	56	3	0	26	30	3	489.2	623	490	407	299	491	7.48
1999	56	5	2	33	23	14	501.0	604	389	334	252	448	6.00
1998	56	0	1	33	23	11	483.0	588	402	348	268	481	6.48
1997	58	5	5	32	26	8	514.0	559	358	292	219	392	5.11
1996	56	1	0	24	32	10	498.2	695	480	410	260	303	7.40
1995	56	7	1	20	35	6	487.1	621	442	346	225	299	6.39
1994	55	4	1	15	40	4	474.0	649	469	361	239	297	6.85
1993	61	6	2	35	26	13	545.2	708	465	391	289	292	6.45
1992	58	6	4	34	23	15	510.2	618	409	315	269	359	5.55
1991	59	5	1	27	32	9	517.0	633	434	351	242	409	6.11
1990	60	12	1	26	34	11	524.0	640	427	339	234	433	5.82
1989	64	22	3	45	18	8	574.2	628	321	266	204	415	4.17
1988	59	11	1	33	26	9	522.1	666	413	360	236	362	6.20
1987	60	13	1	34	26	10	533.2	616	369	293	225	357	4.94
1986	68	11	2	49	19	11	599.2	679	414	347	259	399	5.21
1985	69	13	2	47	22	14	596.0	679	449	340	289	416	5.13
1984	58	12	0	22	36	7	504.1	623	449	370	285	300	6.60
1983	56	3	1	25	31	11	492.2	579	369	273	285	288	4.99
1982	54	14	0	32	22	11	473.2	569	324	253	284	254	4.81
1981	52	13	2	30	22	10	455.0	638	383	306	260	232	6.05
1980	67	12	4	45	21	16	595.0	629	354	279	303	392	4.22
1979	68	17	0	43	25	16	590.2	711	459	350	336	298	5.33
1978	55	23	4	42	13	5	464.0	452	226	191	201	347	3.70
1977	64	17	3	38	25	10	556.0	654	391	307	267	416	4.97
1976	73	20	11	56	17	10	642.0	610	289	232	276	468	3.25
1975	57	22	6	43	13	4	496.0	488	264	215	228	380	3.90
1974	64	17	14	58	6	-	536.0	453	161	123	203	418	2.07
1973	53	19	8	37	16	15	424.2	423	214	172	218	351	3.65
1972	58	21	3	38	20	-	501.2	525	298	226	249	403	4.05
1971	50	11	2	30	18	-	434.0	434	260	200	219	334	4.15
1970	62	22	2	44	18	7	534.0	532	313	249	317	437	4.20
1969	47	28	8	37	10	-	402.0	316	144	100	166	417	2.24
1968	51	31	4	34	17	-	441.1	386	178	122	173	428	2.49
1967	50	20	8	35	15	-	441.2	316	152	117	200	385	2.38
1966	55	17	3	40	15	-	471.0	437	222	182	218	468	3.48
1965	50	32	9	37	13	-	441.1	374	175	131	184	453	2.67
1964	45	14	5	31	13	-	388.0	332	210	156	191	370	3.62
1963	56	28	3	39	17	-	499.2	396	233	168	229	540	3.03
1962	50	31	5	40	8	-	444.0	355	201	148	247	460	3.00
1961	50	34	4	41	9	-	431.0	343	174	124	184	373	2.59
1960	52	31	5	43	9	-	451.0	441	227	173	203	425	3.45
1959	51	28	4	39	10	-	455.0	388	187	134	212	433	2.65
1958	46	21	1	34	12	-	412.0	366	285	203	229	366	4.43

Year-by-Year Individual Leaders (Batting)

Year	Batting	Home Runs	RBI	Steals
2012	Johnny Field, .370	Robert Refsnyder, 8	Robert Refsnyder, 66	Joey Rickard, 18
2011	Bryce Ortega, .353	Josh Garcia, 8	Robert Refsnyder, 55	Bryce Ortega, 25
2010	Steve Selsky, .370	Steve Selsky, 9	Steve Selsky, 52	Joey Rickard, 13
2009	Dillon Baird, .433	Brad Glenn, 9	Dillon Baird, 55	Bryce Ortega, 16
2008	C.J. Ziegler, .338	C.J. Zeigler, 20	C.J. Zeigler, 60	T.J. Steele, 28
2007	Bill Rhinehart, .372	Ziegler/Rhinehart, 13	Bill Rhinehart, 66	Steele/Abel, 21
2006	Colt Sedbrook, .339	Brad Glenn, 10	Jason Donald, 49	Brad Boyer, 21
2005	Trevor Crowe, .403	Nick Hundley, 15	Jordan Brown, 80	Trevor Crowe, 27
2004	Trevor Crowe, .350	Jordan Brown, 13	Jordan Brown, 57	Trevor Crowe, 26
2003	Jeff Van Houten, .413	Moises Duran, 15	Jeff Van Houten, 71	Brad Boyer, 25
2002	John Hardy, .328	Chris Cunningham, 13	Chris Cunningham, 53	Brad Hassey, 15
2001	Ernie Durazo, .395	Shelley Duncan, 24	Shelley Duncan, 78	Brad Hassey, 12
2000	Ryan O'Donnell, .367	Durazo/Duncan, 11	Ernie Durazo, 51	Troy Gingrich, 25
1999	Keoni DeRenne, .361	Shelley Duncan, 20	Shelley Duncan, 68	Keoni DeRenne, 22
1998	Jason Hendricks, .364	Jason Hendricks, 15	Kenny Corley, 67	Colin Porter, 23
1997	Diego Rico, .390	Kenny Corley, 12	Kenny Corley, 55	Colin Porter, 29
1996	John Powers, .393	Kenny Corley, 11	Jeff Gjerde, 65	Diego Rico, 22
1995	Scott Kidd, .358	Menno Wickey, 9	Jeff Gjerde, 50	Menno Wickey, 20
1994	Matt Lake, .343	Menno Wickey, 7	Chris Cooper, 36	Tony Bouie, 12
1993	Robbie Moen, .388	George Arias, 23	George Arias, 75	John Tejcek, 12
1992	Chris Gump, .376	Billy Owens, 13	Robbie Moen, 50	John Tejcek, 14
1991	Robbie Moen, .402	Billy Owens, 12	Billy Owens, 63	Damon Mashore, 28
1990	Damon Mashore, .352	Jack Johnson, 9	Troy Bradford, 52	Damon Mashore, 17
1989	J.T. Snow, .359	Alan Zinter, 18	Alan Zinter, 81	Damon Mashore, 22
1988	Trevor Hoffman, .371	Devereaux/Halcovich, 12	Shermet/Zinter, 55	Kevin Long, 15
1987	Chip Hale, .383	Gary Alexander, 18	Gary Alexander, 55	Dave Shermet, 19
1986	Steve Strong, .396	Todd Trafton, 15	Mike Senne, 80	Tommy Hinz, 45
1985	Todd Trafton, .369	Gar Millay, 11	Todd Trafton, 74	Tommy Hinz, 43
1984	Bob Ralston, .363	Conveny/Trafton, 6	David Cooper, 47	Patrick Covey, 13
1983	Bob Ralston, .336	Three tied with 6	Kevin Ward, 43	Randy Hayes, 14
1982	Kevin Ward, .403	Bagnall/Vosberg, 4	Kevin Ward, 46	Kevin Ward, 14
1981	Garrett Nago, .376	Mike Querrey, 5	Mike Querrey, 51	Dwight Taylor, 34
1980	Terry Francona, .401	Wes Clements, 14	Terry Francona, 84	Dwight Taylor, 42
1979	Clark Crist, .379	Wes Clements, 14	Terry Francona, 81	John Moses, 26
1978	Brad Mills, .435	Les Pearsey, 16	Les Pearsey, 65	Terry Francona, 11
1977	Lynn Garrett, .380	Bob Woodside, 17	Bob Woodside, 72	Don Zimmerman, 18
1976	Dave Stegman, .425	Ken Bolek, 11	Ron Hassey, 84	Dave Stegman, 26
1975	Steve Powers, .404	Mike Gatlin, 12	Mike Gatlin, 75	Dave Stegman, 36
1974	Ron Hassey, .421	Dennis Haines, 14	Ron Hassey, 86	Dave Stegman, 19
1973	Marve Thompson, .356	Marty Reid, 4	Jim Filippelli, 31	Marve Thompson, 11
1972	John Glenn, .438	Dennis Haines, 9	Dennis Haines, 39	Jim Filippelli, 8
1971	John Glenn, .404	Steve Mikulic, 3	Steve Mikulic, 44	John Glenn, 19
1970	Steve Ballard, .386	Four tied with 4	Steve Mikulic, 56	Rod O'Brien, 16
1969	Jim Williams, .350	Dave Prest, 5	Jim Williams, 35	Rich Hinton, 8
1968	Jerry Stitt, .366	Dave Prest, 5	Jerry Stitt, 29	Terry DeWald, 23
1967	Eddie Leon, .340	Eddie Leon, 4	Eddie Leon, 33	Terry DeWald, 28
1966	Scott Nielsen, .378	Eddie Leon, 8	Eddie Leon, 75	Ken Kurtz, 25
1965	Eddie Southard, .370	Eddie Leon, 8	Eddie Leon, 50	Eddie Southard, 22
1964	Frank Smith, .394	John Fouse, 7	John Fouse, 48	Hector Barnette, 10
1963	Ron Theobald, .366	Robert Maxwell, 6	Ron Theobald, 56	Craig Morrison, 15
1962	Joe Skaisgir, .362	Bill Brown, 5	Leo Tosto, 31	Craig Morrison, 14
1961	Joe Skaisgir, .425	Bill Barraclough, 6	Charles Shoemaker, 51	Bill Barraclough, 24
1960	Alan Hall, .390	Alan Hall, 13	Alan Hall, 62	Charles Shoemaker, 20
1959	Charles Shoemaker, .390	Matt Encinas, 7	Alan Hall, 44	Charles Shoemaker, 22
1958	Richard Griesser, .374	Leek/Messick, 7	Genett Leek, 51	Genett Leek, 19
1957	Tom Clarkson, .446	Craig Sorenson, 9	Tom Clarkson, 64	Craig Sorensen, 19
1956	Don McGinnis, .399	McGinnis/Sorensen, 8	Don McGinnis, 67	Lee Myers, 29
1955	Craig Sorensen, .392	Craig Sorensen, 11	Don Gile, 50	Russ Gragg, 30
1954	Russ Gragg, .387	McMullan/Thomas, 5	Russ Gragg, 43	Russ Gragg, 23
1953	Eddie Aros, .363	Eddie Aros, 4	Eddie Aros, 47	Hugh McMullan, 19
1952	Lloyd Jenney, .456	Lloyd Jenney, 6	Lloyd Jenney, 42	Hugh McMullan, 29
1951	Mark Delay, .377	Cliff Myrick, 4	Cliff Myrick, 39	
1950	Nils Johansson, .397	Chet Vasey, 5	Tony Morales, 39	Roger Johnson, 14

Year-by-Year Individual Leaders (Pitching)

Year	Wins	ERA	Strike Outs	Saves
2012	Kurt Heyer, 13	Kurt Heyer, 2.24	Kurt Heyer, 113	Mathew Troupe, 6
2011	Kyle Simon, 11	Kurt Heyer, 2.41	Kurt Heyer, 134	Matt Chaffee, 7
2010	Kyle Simon, 8	Kurt Heyer, 3.26	Kurt Heyer, 109	Nick Cunningham, 3
2009	Preston Guilmet, 6	Preston Guilmet, 3.74	Preston Guilmet, 93	Jason Stoffel, 11
2008	David Coulon, 8	Daniel Schlereth, 1.81	Preston Guilmet, 93	Jason Stoffel, 13
2007	Preston Guilmet, 12	Preston Guilmet, 1.87	Preston Guilmet, 146	Daniel Schlereth, 8
2006	Brad Mills, 6	Brad Mills, 4.70	Preston Guilmet, 87	Daniel Schlereth, 7
2005	Meloan/Guyette, 10	Mark Melancon, 2.58	Meloan/Guyette, 130	Mark Melancon, 11
2004	John Meloan, 10	Mark Melancon 4.33	Koley Kolberg, 123	Derek Rodriguez, 7
2003	Rierson/Gardner, 9	Richie Gardner, 4.49	Richie Gardner, 96	Meloan/Guyette, 2
2002	Sean Rierson, 7	Sean Rierson, 4.69	Joe Little, 83	Brian Anderson, 4
2001	Marc Kaiser, 8	Sean Rierson, 4.66	Marc Kaiser, 70	Daryl DeSalvo, 5
2000	Ben Diggins, 10	Ben Diggins, 3.83	Ben Diggins, 127	Tony Milo, 3
1999	Ben Diggins, 8	Josh Pearce, 5.48	Josh Pearce, 100	Tony Milo, 4
1998	Tony Milo, 8	James Johnson, 5.07	James Johnson, 116	Ryan Moskau, 8
1997	Rob Shabansky, 8	Rob Shabansky, 3.86	Darrell Hussman, 75	Ryan Moskau, 6
1996	Matt Hendren, 7	Ben White, 4.62	Tyler Haddix, 63	Ben White, 6
1995	Ryan Frace, 4	Ryan Frace, 5.70	Ryan Frace, 63	Jason Friertott, 5
1994	Brown/White, 4	Steve Arffa, 4.54	Steve Arffa, 64	Four tied with 1
1993	Arffa/Brown, 6	Tod Brown, 3.90	Ryan Frace, 48	Tod Brown, 8
1992	Mike Schiefelbein, 8	Tim Schweitzer, 3.20	Mike Schiefelbein, 104	Carlos Rico, 10
1991	Matt Figueroa, 7	Carlos Rico, 4.68	Matt Figueroa, 78	Ingram/Rico, 3
1990	Bradford/Dickson, 7	Lance Dickson, 3.46	Lance Dickson, 141	Barry Johnson, 6
1989	Scott Erickson, 18	Scott Erickson, 3.49	Scott Erickson, 116	David Blake, 4
1988	Frank Halcovich, 7	Frank Halcovich, 5.11	Heath Lane, 67	Barry Ledbetter, 4
1987	Gil Heredia, 10	Gil Heredia, 4.03	Gil Heredia, 94	David Blake, 4
1986	Gil Heredia, 16	Gary Alexander, 4.58	Gil Heredia, 95	James McDonald, 4
1985	Joe Magrane, 13	Joe Magrane, 3.62	Joe Magrane, 133	Joe Estes, 10
1984	Joe Magrane, 9	Joe Magrane, 4.21	Joe Magrane, 111	Walter Dill, 5
1983	Ed Vosberg, 10	Ed Vosberg, 3.24	Joe Magrane, 63	Doug Scherer, 4
1982	Scherer/Sismondo, 8	Doug Scherer, 3.43	Ed Vosberg, 78	Tylert Lawton, 4
1981	Ed Vosberg, 8	Ed Vosberg, 4.73	Ed Vosberg, 55	Tylert Lawton, 5
1980	Ron Sismondo, 10	Greg Bargar, 3.19	Ed Vosberg, 83	Greg Bargar, 6
1979	Ron Sismondo, 11	Craig Lefferts, 3.68	Craig Lefferts, 89	Bill Kinneberg, 6
1978	David Crutcher, 11	Craig Chamberlain, 2.86	David Crutcher, 92	Raymon Murrillo, 3
1977	Crutcher/Murillo, 10	Chuck McMichael, 3.00	David Crutcher, 124	Mark Arnold, 4
1976	Craig Gioia, 15	Craig Gioia, 2.42	Steve Powers, 117	Chuck Zophi, 5
1975	Steve Powers, 13	Steve Powers, 1.61	Steve Powers, 102	Leafman/Powers, 1
1974	Dave Breuker, 15	Dave Breuker, 1.86	Dave Breuker, 110	Steve Powers, 3
1973	Breuker/Godfrey, 8	Dave Breuker, 2.67	Dave Breuker, 70	John Roslund, 4
1972	Bob Beach, 7	Jim Burnes, 3.23	Dave Breuker, 91	John Roslund, 2
1971	Beach/Davis, 6	Mike Gray, 3.53	Bob Beach, 82	Mike Gray, 5
1970	Leon Hooten, 12	Leon Hooten, 3.18	Leon Hooten, 123	Mickey O'Hara, 5
1969	Rich Hinton, 14	Rich Hinton, 1.07	Rich Hinton, 126	Bob Bridges, 3
1968	Tim Plodinec, 11	Alan Mieran, 1.94	Hinton/Plodinec, 100	Bryan Shields, 1
1967	Rich Hinton, 8	Pat O'Brien, 1.73	John Hosmer, 75	Kennedy/Udell, 2
1966	Robert O'Brien, 12	Robert O'Brien, 1.25	Robert O'Brien, 128	Hollis Phillips, 4
1965	John Fouse, 12	Jim Nichols, 1.35	John Fouse, 127	Phillips/Spahn, 1
1964	Jim Nichols, 8	Sherwin Scott, 2.48	Jim Nichols, 98	Three with 2
1963	Jim Nichols, 10	Jim Nichols, 2.05	Jim Nichols, 145	Charles Holliker, 4
1962	Dan Schneider, 13	Dan Schneider, 1.30	Dan Schneider, 186	George Mies, 3
1961	Miles Zellar, 10	Marvin Dutt, 2.32	Miles Zellar, 111	Four tied with 1
1960	Jim Ward, 13	Gordon Berghthold, 1.66	Jim Ward, 136	Miles Zellar, 3
1959	Dave Baldwin, 10	Jim Ward, 2.36	Dave Baldwin, 143	Miles Zellar, 4
1958	Jim Ward, 10	Norm Popkin, 2.36	Dave Baldwin, 87	Norm Popkin, 2
1957	Ikeda/Morago, 8	Burdette Morago, 3.33	Burdette Morago, 99	Masumi Ikeda, 2
1956	Don Lee, 15	Don Lee, 1.14	Carl Thomas, 179	
1955	Lee/Rincon, 10	Ben Rincon, 1.53	Don Lee, 122	Ben Rincon, 2
1954	Carl Thomas, 12	Carl Thomas, 1.76	Carl Thomas, 146	Three tied with 1
1953	Eddie Moraga, 8	Hugh McMullan, 2.91	Eddie Moraga, 78	Ben Rincon, 1
1952	Moraga/Risher, 7	Dick Corrigan, 4.10	Robbin Risher, 65	Four tied with 1
1951	Corrigan/Risher, 7	Dick Corrigan, 1.80	Robbin Risher, 62	
1950	Brad Tolson, 10	Brad Tolson, 3.18	Brad Tolson, 86	

When Was The Last Time ... ?

... a UA pitcher threw a no-hitter? 2/10/84

Joe Magrane—Arizona 4, Cal State Fullerton 1

... Arizona threw a one-hitter? 2/2/07

Preston Guilmet, Cory Burns vs. Gonzaga - 14-0

... a UA pitcher threw a CG shutout? 6/17/12

Konner Wade vs. UCLA (CWS Game 2)

... UA pitchers threw a combined shutout? 3/6/12

Lucas Long/Stephen Manthei vs. UC Davis

... a UA pitcher threw a complete game? 6/17/12

Konner Wade vs. UCLA (CWS Game 2)

... Arizona was shut out? 3/16/12

vs. Washington State (L, 6-0)

... a UA player had five hits in a game? 5/8/10

Joey Rickard vs. Cal State Bakersfield (5-for-7)

... a UA player had six hits in a game? 2/22/04

Jason Donald vs. UC Irvine

... a UA player scored six runs in a game? 4/28/03

Brad Boyer at Sac State

... a UA player had three doubles in a game? 4/20/12

Joey Rickard at Washington

... a UA player had three triples in a game? 2/27/87

Alan Zinter vs. California

... a UA player hit two home runs in a game? 2/19/11

Josh Garcia vs. North Dakota State

... a UA player hit three home runs in a game? 5/9/08

C.J. Zeigler vs. Utah Valley State

... a UA player had a pinch-hit home run? 3/19/11

Josh Garcia vs. San Francisco

... UA hit back-to-back home runs? 3/24/12

Bobby brown and Riley Moore at Oregon State

... a UA player had five or more RBI in a game? 6/3/12

Johnny Field (7) vs. Louisville (Tucson Regional)

... a UA player stole four bases in a game? 4/18/08

T.J. Steele vs. Washington State

... a UA player had a straight steal of home? 4/28/06

Brad Boyer at Washington

... a UA player had four walks in a game? 2/21/12

Johnny Field (4) vs. Utah Valley

... a UA player struck out four times? 4/8/11

Robert Refsnyder vs. California

... a UA player hit for the cycle? 6/2/07

Bill Rhinehart vs. New Orleans (NCAA Regional)

... a UA player hit an inside-the-park HR? 3/15/05

Trevor Crowe vs. UNLV

... a UA player hit a walk-off homer? 3/30/11

Robert Refsnyder vs. New Mexico

... a UA player hit a grand slam? 6/3/12

Johnny Field vs. Louisville (Tucson Regional)

Arizona National Leaders

INDIVIDUAL FINISHES

Year	Category	Player	Total
1957	Batting Average	Marty Hurd	.473
1962	Wins	Dan Schneider	13
1966	Triples	Ken Kurtz	10
1966	Triples	Eddie Leon	10
1966	RBI	Eddie Leon	75
1972	Doubles	John Glenn	19
1975	Triples	Mike Gatlin	9
1976	Doubles	Dave Stegman	30
1986	Triples	Chuck Johnson	10
1988	Triples	Steve Sada	10
1989	Wins	Scott Erickson	18
1990	Triples	Steve Gill	10
2005	Triples	Trevor Crowe	15
2005	Triples per game	Trevor Crowe	0.25
2006	HBP per game	Colt Sedbrook	0.47
2012	Wins	Kurt Heyer	13

TEAM FINISHES

1957	Batting Average	.359	1975	Doubles per Game	2.47
1966	Batting Average	.322	1986	Hits	817
1973	Triples per Game	0.89	1986	Doubles per Game	2.60
1973	Triples	47	1986	Doubles	2.60
1974	Batting Average	.348	1986	Triples	43
1974	Hits	758	1993	Runs per Game	9.56
1974	Runs per Game	10.94	1993	Slugging Percentage	.592
1974	Runs	700	1993	Total Bases	1,359
1974	Doubles per Game	2.28	2003	Triples	50
1974	Doubles	146	2003	Triples per Game	0.86
1974	Triples per Game	0.98	2005	Triples	45
1974	Triples	63	2005	Triples per Game	0.75
1974	Slugging Percentage	.562	2006	Triples	34
1974	Total Bases	1,225	2006	Triples per Game	0.62
1975	Runs per Game	10.07	2012	Hits	756

College Baseball Hall of Fame

2007	Jerry Kindall	Coach
2011	Terry Francona	OF
2012	Frank Sancet	Coach

Golden Spikes Award

1980	Terry Francona	OF
------	----------------	----

Golden Spikes Finalists

1989	Alan Zinter	C
2005	Trevor Crowe	OF

The Sporting News Player of the Year

1980	Terry Francona	OF
------	----------------	----

The Sporting News Coach of the Year

1980	Jerry Kindall	
------	---------------	--

Collegiate Baseball Coach of the Year

1980	Jerry Kindall	
1986	Jerry Kindall	
2012	Andy Lopez	

ABCA Coach of the Year

1976	Jerry Kindall	
1980	Jerry Kindall	
1986	Jerry Kindall	
2012	Andy Lopez	

ABCA Gomez Award

1964	Pop McKale	
1999	Jerry Kindall	

Johnny Bench Award Finalist

2005	Nick Hundley	C
------	--------------	---

Roger Clemens Award Semi-Finalist

2007	Preston Guilmet	P
------	-----------------	---

Rotary Smith Award Semi-Finalist

1998	Jason Hendricks	OF
------	-----------------	----

Baseball America All-Americans

1984	Bob Ralston (1st)	2B
1985	Joe Magrane (3rd)	P
1986	Gil Heredia (3rd)	P
1989	Alan Zinter (1st)	C
	Scott Erickson (1st)	P
	Kevin Long (2nd)	OF
1991	Damon Mashore (2nd)	OF
1993	George Arias (2nd)	3B
	Jason Thompson (2nd)	DH
	Willie Morales (3rd)	C
2000	Ben Diggins (1st)	UT
	Keoni DeRenne (3rd)	SS
2001	Shelley Duncan (1st)	OF
2003	Brian Anderson (2nd)	OF
2005	Trevor Crowe (1st)	OF
	Nick Hundley (2nd)	C
2007	Preston Guilmet (1st)	P
2012	Kurt Heyer (2nd)	P
	Alex Mejia (2nd)	SS

ABCA All-Americans

1950	Robert Murray (1st)	C
	Tony Morales (3rd)	1B
1951	Roger Johnson (2nd)	OF
1952	Lloyd Jenney (2nd)	C
	Roger Johnson (3rd)	OF
1954	Russ Gragg (2nd)	1B
	Carl Thomas (3rd)	P
1955	Carl Thomas (1st)	P
	Russ Gragg (2nd)	1B
	Craig Sorensen (3rd)	3B
1956	Don Lee (1st)	P
	Carl Thomas (2nd)	P
1957	Tom Clarkson (1st)	OF
	Craig Sorensen (3rd)	3B

1958	Dick Griesse (1st)	OF
	Harry Messick (2nd)	1B
1959	Matt Encinas (1st)	OF
	Alan Hall (2nd)	C
	Charles Shoemaker (3rd)	2B
1960	Alan Hall (1st)	C
	Charles Shoemaker (2nd)	2B
	Bill Barraclough (3rd)	OF
1961	Charles Shoemaker (1st)	2B
	Joe Skaisgir (2nd)	1B
	Bill Barraclough (2nd)	OF
1962	Dan Schneider (1st)	P
	Joe Skaisgir (3rd)	OF
1963	Ron Theobald (2nd)	2B
1966	Eddie Leon (1st)	SS
	Pat O'Brien (3rd)	P
1967	Eddie Leon (1st)	SS
1968	Tim Plodinec (1st)	P
	Jerry Stitt (1st)	OF
1970	Steve Mikulic (1st)	OF
	J. Ray Rokey (3rd)	C
	John Glenn (1st)	OF
1972	Dave Breuker (2nd)	P
1974	Ron Hassey (2nd)	3B
	Dave Stegman (3rd)	OF
1975	Dave Stegman (1st)	OF
	Steve Powers (2nd)	DH
1976	Dave Stegman (1st)	OF
1978	Brad Mills (2nd)	3B
1980	Terry Francona (1st)	OF
1983	Ed Vosberg (2nd)	UT
1989	Alan Zinter (2nd)	C
1993	George Arias (2nd)	3B
2001	Shelley Duncan (2nd)	OF
2003	Brian Anderson (3rd)	OF
2005	Trevor Crowe (1st)	OF
2007	Preston Guilmet (2nd)	P
2012	Alex Mejia (1st)	SS
	Kurt Heyer (2nd)	P

NBCWA All-Americans

1998	Erik Mattern (3rd)	2B
1999	Keoni DeRenne (2nd)	SS
2005	Trevor Crowe (2nd)	OF
	Jordan Brown (3rd)	1B
2007	Preston Guilmet (2nd)	P
2012	Kurt Heyer (2nd)	P

Collegiate Baseball All-Americans

1991	Damon Mashore (3rd)	OF
1993	George Arias (1st)	3B
1993	Robbie Moen (2nd)	OF
1993	Willie Morales (3rd)	C
1993	Jason Thompson (3rd)	DH
2000	Ben Diggins (2nd)	UT
2001	Shelley Duncan (1st)	OF
2003	Brian Anderson (3rd)	OF
2005	Trevor Crowe (1st)	OF
	Nick Hundley (2nd)	C
	Jordan Brown (3rd)	1B
2007	Preston Guilmet (1st)	P
2008	Daniel Schlereth (3rd)	P
2009	Dillon Baird (2nd)	1B
2011	Kurt Heyer (3rd)	P
2012	Alex Mejia (1st)	SS
	Kurt Heyer (2nd)	P
	Seth Mejias-Brean	3B

The Sporting News All-Americans

1965	Eddie Leon	SS
1966	Eddie Leon	SS
	Pat O'Brien	P
1974	Dennis Haines	C
1975	Dave Stegman	OF
1976	Dave Stegman	OF
1980	Wes Clements	1B
	Terry Francona	OF
1989	Alan Zinter	C
1993	George Arias	3B
	Robbie Moen	OF
1998	Erik Mattern (3rd)	2B
2001	Shelley Duncan (1st)	OF

USA Today/Sports Weekly All-Americans

2003	Brian Anderson (2nd)	OF
2005	Trevor Crowe (1st)	OF
	Jordan Brown (2nd)	1B

Smith Super Team

1995	Jeff Gjerde (HM)	1B
1996	Jeff Gjerde (HM)	1B

Baseball America Freshman All-Americans

1999	Ben Diggins (1st)	P
	Shelley Duncan (1st)	P
2001	Marc Kaiser (2nd)	UT
2003	Brad Boyer (1st)	3B
2004	Jason Donald (2nd)	SS
2012	Riley Moore (1st)	C

Collegiate Baseball Freshman All-Americans

1991	Willie Morales	C
	Ron Oelschlager	OF
1998	Keoni DeRenne	SS
1999	Ben Diggins (1st)	P
	Shelley Duncan (1st)	P
2001	Marc Kaiser (2nd)	UT
2003	Brad Boyer (1st)	3B
2004	Jason Donald (2nd)	SS
1998	Keoni DeRenne (1st)	SS
1999	Shelley Duncan (1st)	OF
	Ben Diggins (HM)	P
2001	Brian Anderson (1st)	OF
	Marc Kaiser (HM)	P
	Sean Rierson (HM)	P
2002	John Hardy (HM)	SS
2003	Brad Boyer (1st)	3B
	Trevor Crowe (1st)	OF
	Nick Hundley (1st)	C
	Derek Decater (1st)	OF
2004	Jason Donald (1st)	SS
2005	Eric Berger (1st)	P
2007	Dwight Childs (1st)	C
2009	Jett Bandy	INF/C
	Steve Selsky	OF
2010	Kurt Heyer	P
2011	Johnny Field	OF

The Sporting News Freshman All-Americans

1998	Keoni DeRenne (2nd)	SS
------	---------------------	----

ABCA All-Region

2003	Brian Anderson (1st)	OF
2005	Trevor Crowe (1st)	OF
	Jordan Brown (1st)	1B
	Nick Hundley (2nd)	C
2007	Preston Guilmet	P
2009	Dillon Baird (2nd)	1B
2010	Steve Selsky (2nd)	OF
2011	Cole Frenzel (1st)	1B
	Robert Refsnyder (1st)	OF
2012	Kurt Heyer (1st)	P
	Alex Mejia (1st)	SS
	Seth Mejias-Brean (2nd)	3B
	Robert Refsnyder (2nd)	OF

CoSIDA Academic All-Americans

1970	Jim Williams	3B
1998	Jason Hendricks (1st)	OF
2005	John Meloan (3rd)	P

CoSIDA Academic All-District

1996	Kenny Corley	1B
1997	Kenny Corley	1B
1998	Kenny Corley	1B
	Jason Hendricks	OF
2002	Chris Goodman	P
2005	John Meloan	P
2007	Brad Mills	P

Collegiate Baseball Nat. Player of the Week

1994	Steve Arffa (5/22)	P
1998	Jason Hendricks (2/9)	OF
	Rob Shabansky (2/16)	P
	Jason Hendricks (3/16)	OF
1999	Shelley Duncan (2/15)	OF
2000	Ben Diggins (2/28)	P/DH
2003	Sean Rierson (2/18)	P
2005	John Meloan (2/7)	P
2007	Preston Guilmet (2/5)	P
	Preston Guilmet (4/16)	P
	Preston Guilmet (5/7)	P
2010	Kurt Heyer (2/22)	P
	Kurt Heyer (4/19)	P
2011	Kyle Simon (2/21)	P
2012	Bobby Brown (4/30)	DH

College World Series MVP

1976	Steve Powers	DH/P
1980	Terry Francona	OF
1986	Mike Senne	OF
2012	Robert Refsnyder	OF

All-College World Series

1959	Bob Wilson	1B
	Charles Shoemaker	SS
	Alan Hall	C
1960	Jim Ward	P
1963	Ron Theobald	2B
	Craig Morrison	OF
	Hector Barnette	OF
	Doug Holliker	P
1976	Dave Stegman	OF
	Pete Van Horne	OF
	Ron Hassey	C
	Steve Powers	DH
	Bob Chalk	P
1980	Wes Clements	1B
	Terry Francona	LF
	Craig Lefferts	P
	Greg Barger	P
1986	Todd Trafton	1B
	Mike Senne	OF
	Gary Alexander	DH/P
2004	Trevor Crowe	OF
2012	Bobby Brown	DH
	Alex Mejia	SS
	Riley Moore	C
	Robert Refsnyder	OF
	Joey Rickard	OF
	Konner Wade	P

All-Time CWS Team (Selected by NCAA in 1995)

1950s	Alan Hall	C
	Charles Shoemaker	SS
1970s	Steve Powers	DH
1980s	Terry Francona	OF
	Craig Lefferts	P

Baseball America All-Time CWS Team (Selected by NCAA in 1995)

1947-64	Don Lee	P
	Carl Thomas	P

CWS Legends Team (Selected by NCAA in 2010)

	Terry Francona	OF
--	----------------	----

Pac-10 South Player of the Year

1980	Terry Francona	OF
1987	Chip Hale	2B
1989	Scott Erickson	SP
	Alan Zinter	C

Pac-10/12 Player of the Year

2005	Trevor Crowe	OF
2012	Alex Mejia	SS

Pac-10/12 Pitcher of the Year

2007	Preston Guilmet	P
------	-----------------	---

INDIVIDUAL HONORS/AWARDS

Pac-10/12 Defensive Player of the Year

2012 Alex Mejia SS

Pac-10 South Coach of the Year

1980 Jerry Kindall
1989 Jerry Kindall
1992 Jerry Kindall

Pac-12 Coach of the Year

2012 Andy Lopez

Pac-10 South All-Conference

1979	Craig Lefferts	P
	Terry Francona	OF
	Brad Mills	DH
	Clark Crist	UT
1980	Wes Clements	1B
	John Moses	OF
	Terry Francona	OF
	Dwight Taylor	OF
1981	Ed Vosberg	P
1982	Kevin Ward	OF
1983	Ed Vosberg	P
	Dave Landrith	C
	Bobby Ralston	SS
1984	Bobby Ralston	INF
1985	Joe Magrane	P
	Todd Trafton	1B
1986	Gil Heredia	P
	Todd Trafton	INF
	Mike Senne	OF
	Steve Strong	DH
1987	Gil Heredia	SP
	Steve Strong	C
	Chip Hale	INF
1988	Gary Alexander	OF
	Kevin Long	OF
	Frank Halcovich	UT
1989	Scott Erickson	SP
	J.T. Snow	1B
	Trevor Hoffman	INF
	Kevin Long	OF
	Alan Zinter	C
1990	Troy Bradford	UT
1991	Damon Mashore	OF
	Robbie Moen	DH
1992	Jason Bates	INF
	John Tejcek	OF
	Carlos Rico	RP
1993	Willie Morales	C
	George Arias	INF
	Todd Landry	INF
	Robbie Moen	OF
	John Tejcek	OF
	Jason Thompson	DH
1995	Scott Kidd	2B
1996	John Powers	2B
1998	Erik Mattern	2B
	Colin Porter	OF

Pac-10/12 All-Conference

1999	Keoni DeRenne	SS
2000	Keoni DeRenne	SS
	Ben Diggins	UT
	Troy Gingrich	OF
2001	Shelley Duncan	OF
	Ernie Durazo	1B
2002	Brad Hassey	SS
2003	Brian Anderson	OF
	Brad Boyer	3B
	Richie Gardner	SP
	Jeff Van Houten	OF
2004	Trevor Crowe	OF
2005	Trevor Crowe	OF
	Jordan Brown	1B
	Nick Hundley	C
	Mark Melancon	RHP
	Jeff Van Houten	OF
2007	Preston Guilmet	P
	Bill Rhinehart	OF
2008	Jon Gaston	OF

	Preston Guilmet	P
	Daniel Schlereth	P
	T.J. Steele	OF
	Jason Stoffel	P
2009	Dillon Baird	1B
	Dwight Childs	C
	Bryce Ortega	SS
2010	Jett Bandy	C
	Kurt Heyer	P
	Steve Selsky	OF
2011	Cole Frenzel	1B
	Kurt Heyer	P
	Alex Mejia	SS
	Joey Rickard	OF
	Robert Refsnyder	OF
	Kyle Simon	P
2012	Bobby Brown	DH
	Johnny Field	OF
	Kurt Heyer	P
	Alex Mejia	SS
	Seth Mejias-Brean	3B
	Robert Refsnyder	OF

Pac-10/12 Player of the Week

1981	Tommy Barrett (3/20)	2B
1984	Joe Magrane (2/13)	SP
1985	Todd Trafton (2/25)	1B
	Joe Magrane (3/11)	SP
	Gar Millay (3/25)	3B
1986	Steve Strong (4/21)	C
1987	Chip Hale (2/3)	3B
	Chip Hale (3/16)	3B
	Chip Hale (5/3)	3B
1988	Todd Devereaux (2/16)	OF
	Todd Devereaux (4/11)	OF
	Kevin Long (4/25)	OF
1989	Alan Zinter (3/14)	C
	Alan Zinter (4/17)	C
	Alan Zinter (4/24)	C
	Todd Devereaux (5/15)	OF
1990	Troy Bradford (3/5)	DH
1991	J.J. Northam (3/26)	2B
	Damon Mashore (4/9)	OF
	Marc Lavoie (4/30)	DH
1992	Chris Gump (3/30)	2B
1993	Jason Thompson (3/2)	DH
	Willie Morales (3/30)	C
	Todd Landry (5/3)	1B
1995	Diego Rico (2/21)	OF
	Jake Thrower (5/1)	SS
1998	Jason Hendricks (2/3)	OF
	Jason Hendricks (2/10)	OF
	Colin Porter (4/27)	OF
1999	Shelley Duncan (2/16)	OF
	Keoni DeRenne (4/12)	SS
2001	Ernie Durazo (3/19)	1B
	Matt Abram (4/9)	2B
	Shelley Duncan (4/16)	OF
	Shelley Duncan (5/21)	OF
2003	Jeff Van Houten (3/18)	OF
	Jeff Van Houten (4/8)	OF
2004	Jordan Brown (5/11)	1B
	Trevor Crowe (5/18)	OF
	Nick Hundley (6/1)	C
2005	Trevor Crowe (2/26)	OF
	Jordan Brown (3/29)	1B
	Trevor Crowe (5/10)	OF
	Brad Boyer (5/24)	2B
2007	Brad Glenn (2/13)	3B
	Jon Gaston (4/3)	OF
	T.J. Steele (5/8)	OF
2009	Bill Rhinehart	OF
	Bobby Coyle (5/5)	OF
	Dillon Baird (5/26)	1B
2010	Joey Rickard (3/15)	OF
	Jett Bandy (3/22)	C
	Steve Selsky (3/29)	OF
2011	Bobby Rinard (5/30)	OF
2012	Seth Mejias-Brean (3/19)	3B
	Johnny Field (5/14)	OF
	Johnny Field (5/28)	OF

Pac-10/12 Pitcher of the Week

1988	Jim Richardson (4/25)	SP
1989	Scott Erickson (3/20)	SP
	Jim Richardson (5/15)	SP
1990	Troy Bradford (2/27)	SP
	Troy Bradford (5/15)	SP
1991	Matt Figueroa (2/12)	SP
	Tim Schweitzer (2/19)	SP
	Tim Schweitzer (3/18)	SP
	Matt Figueroa (4/2)	SP
1992	Carlos Rico (4/30)	RP
	Mike Schiefelbein (2/11)	SP
	Carlos Rico (3/30)	RP
	Carlos Rico (4/27)	RP
	Rob Ippolito (5/19)	SP
1993	Ryan Frace (3/16)	SP
1994	Steve Arffa (4/11)	SP
	Steve Arffa (5/23)	SP
1997	Darrell Hussman (3/11)	SP
	Darrell Hussman (4/8)	SP
1998	Rob Shabansky (2/10)	SP
1999	Michael Crawford (5/17)	SP
2000	Ben Diggins (2/29)	SP
2002	Marc Kaiser (3/25)	SP
2003	Sean Rierson (2/18)	SP
	Sean Rierson (3/11)	SP
	Richie Gardner (3/25)	SP
2004	Koley Kolberg (3/2)	SP
	Scott Burns (5/4)	RP
2005	Mark Melancon (3/15)	RP
	John Meloan (3/22)	SP
	Kevin Guyette (4/5)	SP
2006	David Coulon (5/29)	SP
2007	Preston Guilmet (2/13)	SP
	Preston Guilmet (3/13)	SP
	Preston Guilmet (4/17)	SP
	Preston Guilmet (5/8)	SP
2008	David Coulon (3/11)	SP
	Ryan Perry (4/15)	RP
	Preston Guilmet (4/29)	SP
2009	Jason Stoffel (3/17)	RP
	Preston Guilmet (4/28)	SP
2010	Kurt Heyer (2/22)	SP
	Kurt Heyer (4/19)	SP
2011	Kurt Heyer (4/4)	SP
	Kyle Simon (5/16)	SP
2012	Kurt Heyer (3/7)	SP
	Konner Wade (4/2)	SP
	Kurt Heyer (5/14)	SP
	Kurt Heyer (5/28)	SP

Pac-10 South All-Academic

1992	Mike Schiefelbein (1st)	SP
	Danny Baker (HM)	RP
1993	Jason Thompson (1st)	DH
1994	Ryan Frace (1st)	SP
	Robert Frisbee (1st)	C
	Mike Schiefelbein (1st)	SP
1996	Kenny Corley (1st)	DH
	John Powers (1st)	2B
	Tom King (2nd)	C
1997	Kenny Corley (1st)	1B
	Tom King (2nd)	DH
	Jason Hendricks (HM)	OF
1998	Kenny Corley (1st)	1B
	Jason Hendricks (1st)	OF
	Tony Milo (1st)	SP

Pac-10/12 All-Academic

1999	Tony Milo (2nd)	SP
2000	Tony Milo (1st)	SP
	Robert Schulz (2nd)	SP
2001	Ken Riley (2nd)	C
	Matt Abram (HM)	2B
2003	John Hardy (HM)	SS
2004	John Meloan (2nd)	SP
	Scott Burns (HM)	RP
	Kevin Guyette (HM)	SP
	Pat Reilly (HM)	1B
2005	John Meloan (1st)	SP
	Kevin Guyette (2nd)	SP
	Jordan Brown (HM)	1B

2006	Brad Mills (2nd)	SP
2007	Brad Mills (2nd)	SP
	Brad Glenn (2nd)	SP
2008	Grayson Adams (2nd)	P
	Daniel Butler (HM)	C
	Jon Gaston (HM)	OF
	Brad Glenn (HM)	3B
2009	Daniel Butler (2nd)	C
2010	Grayson Adams (HM)	P
	Kyle Simon (HM)	P
2011	Vincent Littleman (HM)	P
	Seth Mejias-Brean (HM)	3B
	Robert Refsnyder (HM)	OF
	Kyle Simon (HM)	P
2012	Johnny Field (2nd)	OF
	Augey Bill (HM)	P
	Brandon Dixon (HM)	1B
	Seth Mejias-Brean (HM)	3B

WAC All-Conference

1964	Frank Smith	INF
	Scott Nielsen	OF
	John Fouso	OF
	Jim Nichols	P
1965	Frank Smith	INF
	Eddie Leon	INF
	Eddie Southard	OF
	John Fouso	P
1966	Ed Bayne	1B
	Ken Kurtz	2B
	Eddie Leon	3B
	Eddie Southard	OF
	Pat O'Brien	P

WAC South All-Conference

1967	Terry DeWald	2B
	Eddie Leon	SS
	Jerry Stitt	OF
	Rich Hinton	P
1968	Steve Ballard	SS
	Jerry Stitt	OF
	Dave Prest	OF
	Tim Plodinec	P
1969	Jim Williams	3B
	Paul Ray Powell	OF
	Dave Prest	OF
	Rich Hinton	P
1970	Rod O'Brien	1B
	Steve Mikulic	OF
	Dave Prest	OF
	J. Ray Rokey	C
	Leon Hooten	P
1971	Steve Mikulic	3B
	J. Ray Rokey	C
1972	John Glenn	OF
1973	Ben Heise	SS
	Mark Thompson	OF
	Dave Breuker	P
	Marty Reid	DH
1974	Marv Thompson	1B
	Ben Heise	SS
	Ron Hassey	INF
	Scott Norris	OF
	Dave Stegman	OF
	Dennis Haines	C
	Dave Breuker	P
1975	Pete Van Horne	1B
	Ron Hassey	INF
	Mike Gatlin	OF
	Dave Stegman	OF
1976	Glenn Wendt	INF
	Dave Stegman	OF
	Ron Hassey	C
	Craig Giola	P
1977	Pete Van Horne	1B
	Les Pearsey	INF
	Lynn Garrett	OF
	Bob Woodside	C
	Dave Crutcher	P
1978	Brad Mills	INF
	Les Pearsey	INF
	Ray Murillo	P

A

Abbott, Dave	1997, 98
Abbott, Howard	1933, 34, (35)
Abel, Robert	2007, 08
Abram, Matt	2000, 01
Acosta, Frankie	1995
Acuna, Augustine R.	1961, 62, 63
Adams, Grayson	2008, 10
Adams, David Lee	1906
Aguirre, Eric	1998
Ahee, David	1938, 39 (40)
Alexander, Gary	1986, 87
Allen, Andrew	2008
Allen, Owen Woodruff	1923
Allen, Robert F.	1972, 73
Allison, Joe	2009, 10
Anderson, Brian	2001, 02, 03
Anderson, Dennis	1999
Anderson, Edward H.	1973
Anderson, John L.	1930
Anderson, Patrick S.	1968, 69
Andrews, Lloyd James, Jr.	1917
Angius, Daniel	1905
Angius, John	1905
Arffa, Steven Elliot	1993, 94
Arias, George Alberto	1993
Aries, Albert Paul	1935
Arico, Sam S	1936, 37, 38
Armstrong, Perry	1975
Armstrong, William H.	1951, 52, 53
Arnold, Mark	1977, 78
Aros, Alexander Eddie	1952, 53, (54)

B

Bachelier, Luis	1959, 60, 61
Bachelier, Marcel G.	1953, 54, 55
Bachelier, Marcel G. Jr.	1982, 83
Bagnall, Jim	1981, (82)
Bailey, Lowell Clinton Sr.	1927, 28
Bailey, Lowell Clinton Jr.	1947, 48, 49, 50
Bailey, Robert N.	1951
Baird, Dillon	2008, 09
Baker, B.B.	1940, 41
Baldwin, David G.	1957, 58, 59
Bales, Don	1961
Ballard, Steven C.	1968, 69, 70
Ballinger, Hugh Hutchinson	1907
Bandilla, Bryce	2009, 10, 11
Bandy, Jett	2009, 10, 11
Barber, Steve L.	1967
Bargar, Greg	1980
Barker, Mike	1985
Barker, Norman M.	1907
Barnette, D. Hector	1963, 64
Barradclough, Bill	1960, 61
Barrett, James Taylor	1912
Barrett, Tommy	1981, 82
Barrington, Shawn	1995, 96
Bates, Jason	1992
Baugh, Matt	2005, 06
Bauman, Dale R.	1970, 71
Baxley, Glenn G.	1987, 88
Bayne, Edwin A.	1963, 65, 66
Bayze, Thomas S.	1914, 15
Beach, Charles P.	1913, 14, (15)
Beach, Robert L.	1971, 72
Beatty, Richard	1983
Beaver, Marion	1936, 37, 38
Becker, Brian	1996
Beeler, George W.	1935
Bell, Ronald D.	1974, 75

Belton, Edward Robert	1918
Bennie, John Willis	1910, 11, 12
Benson, Jerry T.	1970
Berger, Darrin	1970
Berger, Eric	2005, 06, 08
Berger, Jordan	2012
Bergthold, Gordon	1960, 61
Bernard, Cory	2010
Bernard, Fred Horton	1904
Bernstein, Barry A.	1962
Berra, Carl	1940, 42
Beuerlein, John M.	1982, 83
Bice, Vernon M.	1941, 42
Bies, Zach	2004
Bill, Augey	2010, 2012
Billard, Brian	1983
Bingham, Michael H.	1971
Blake, David B.	1987, 89
Bland, Vernon Nelson (Ted)	1934, 35
Blankenship, Kevin D.	1982, 84
Bohnstadt, Jack	1906
Bolek, Kenneth C.	1974, 75, 76
Bolinger, John	1949
Bolton, Jacques	1990
Bongard, Randy	1989
Bonham, Wayne	1983
Bouie, Tony Vanderson	1991, 93, 94
Boyer, Brad	2003, 04, 05, 06
Boyle, James	1933
Bradford, Troy	1990
Brasher, Steve	1966, 67
Brautigan, Roger	1966, 67
Breuker, David J.	1972, 73, 74
Bridges, Robert T.	1969
Bried, Clayton	2001, 02
Brigham, Froebel A.	1967
Bright, James M.	1928
Bright, James M. Jr.	1956
Brockman, David	2001
Brooks, Silas Earl	1916
Brown, Bobby	2009, 10, 11, 12
Brown, Charles Owen	1905, 06
Brown, Dudley S.	1914, 15, (16), 17
Brown, Elmer	1919
Brown, Gordon V.	1949, 50
Brown, Jordan	2003, 04, 05
Brown, Rollin	1905
Brown, Russ	1995, 96, 98
Brown, Tod Markey	1993, (94)
Brown, Thomas Bruen	1904
Brown, William Henry, Jr.	1962, 63, (64)
Browne, Earl George	1905
Browning, Thomas H.	1959, 60, 61
Bruder, Thomas	1972
Bubala, Joseph Eugene	1959, 60
Buerkle, Arthur Frank	1927, 28
Burnes, James P.	1971, 72
Burns, Cory	2007, 08, 09
Burns, Jack F.	1969
Burns, Kerry J.	1982, 83
Burns, Scott	2000, 02, 03, 04
Burrows, Joseph F.	1919
Bush, Julius Ralph	1917, 18, 21
Butler, Daniel	2008, 09

C

Caldwell, Charles R.	1924, 25
Callahan, Brian	(1988)
Callicotte, Douglas	1928
Calloway, Lawrence Arthur	1909, 10
Cameron, James	1998, 99

Campbell, Hugh D. Jr.	1912
Campbell, Otis Muscott	1911
Campbell, William Riggs	1907
Candaele, Casey	1980, 81, 82
Candrea, Mike	1999
Capek, Dave	1999, 2000
Carley, David	1985, 86
Carlsen, Robin	1976, 77, 78
Carlson, Raymond Axel	1946
Carillo, Gilbert Aguirre	1947
Carter, Robert A.	1939, 40
Carter, Russell B.	1930
Caruthers, Sam Ramsey	1913, 14
Cary, Don L.	1969, 70
Casper, Jeff	1998, 99, 00, 01
Castaneda, Rudolph	(1909)
Castro, Erik	2007
Castro, Rudy A.	1953, 54, 55
Celli, Thomas M.	1960, 61
Chaffee, Matt	2008, 09, 10, 11
Chambers, Wess P.	1956
Chamberlain, Craig	1978
Charowhas, Pete C.	1937, 38, 39
Chaulk, Robert K.	1976, 78
Chavez, Ethan	2010
Cheney, Eric Ryan	1994
Chiate, Richard W.	1964, 65
Childs, Dwight	2007, 08, 09
Chitwood, Michael D.	1972, 73
Cipolloni, Joe	1981
Clark, Benjamin Harrison	1908
Clark, Dan W.	1937, 38, 39
Clark, Greg	1996, 97, 98
Clark, James N.	1919
Clark, Marvin Carl	1925
Clarke, Mark S.	1959, 60, 61
Clarkson, Thomas A.	1955, 56, 57
Clements, Wes	1979, 80
Cloud, Leo Frederick	1912, 14, 15
Cochran, Horace Merle	1911, 12
Codd, William A.	1954
Coleman, James R.	1972
Coles, Henry Oliver	1905, 06
Colla, Mike	2006, 07, 08
Colletti, Vincent	1936, 37
Coltrin, Marion J.	1935, 36, (37)
Colyer, John H.	1957, 58, 59
Combs, Fred	1964
Conway, Joseph W.	1919, 20
Conway, Raymond Willard	1938, 39
Cook, John Carl	1911
Cooper, Christopher R.	1994, 95
Cooper, David	1982, 83, 84
Cooper, Shaun	2009
Corley, Kenny	1995, 96, 97, 98
Corrigan, Richard A.	1950, (51), 52
Cortez, Luis	2004
Cosgrove, Bard L.	(1904)
Cotten, Samuel L.	1919, 20, 21
Coulon, David	2005, 06, 07, 08
Coveney, Patrick	1984
Coyle, Bobby	2008, 09
Coyle, Rocky	1981, (82)
Crabbe, Franci D.	1904
Crawford, Michael	1999, 2000
Crawford, Tyler	2012
Creswell, Richar Harold	1939, 40, (41)
Crist, Clark	1979, 80
Cronin, Charles W.	1935, 36
Crossan, Clayton T.	1994, 95, 96
Crouch, Robert Eustrace	1928

Crowe, Trevor	2003, 04, 05
Crowell, William C.	1951
Crutcher, David	1976, 77, 78
Cubillas, Bracomonte J.	1971, 72
Cunningham, Chris	1999, 2000, 01, 02
Cunningham, Nick	2010, 11, 12
Currlin, Edwards	1935
Cusick, Edward Timothy	1921, 22

D

Dane, Harry Chase	1907
Darling, William D.	1972
Daugherty, Francis	1932
Daugherty, Jack	1981, 82
Davey, Keith	1913
Davies, William Walter	1930, 32, 33
Davis, Jack K.	1954, 55, 56
Davis, Vernon	1971, 72
Day, Courtland Francis	1904
Deak, Gary F.	1964, 65
Dawson, Andre Lamont	1994, 97
Deak, Gary F.	1964, 65
Dean, Spencer Moffatt	1941, 42, 43
Decater, Derek	2003, 04, 05, 06
DeGomez, John A.	1939, 40
de Jesus, Anthony	2012
DeLay, Mark D.	1951, 52
Delgado, Rudolph	1949
Demarais, Francis Rick	1964
Denny, John	2000
DeRenne, Keoni	1998, 99, 00
DeSalvo, Daryl	2001
Devereaux, Todd	1988, 89
Devers, Dan H.	1982, 83
Devlin, James W.	1939
DeWald, Terry	1966, 67, 68
Dickson, Lance	1988, 89, (90)
Diebold, Theodore R.	1926, 27, 29
Diggins, Ben	1999, 2000
Dill, Walter	1984
Dixon, Brandon	2011, 12
Dobson, Jerry Lee	1947, 48, (49), 50
Donald, Jason	2004, 05, 06
Donovan, Tom	1943
Doyle, Jacob	2011
Doyle, James Perry	1918, 20, 21
Doyle, Ryan	2008, 09
Drachman, Phillip Edmunds	1922, 23
Driezler, Robin L.	1982
Driscoll, Mark P.	1969
Duarte, Nathan	2000
Dubberly, William A.	1964
Duncan, Clarke Charles	1949, 50
Duncan, Shelley	1999, 2000, 01
Duran, Moises	2001, 02, 03, 04
Durazo, Ernie	1999, 2000, 01
Dutt, Marvin Alvin	1960, 61
Dwight, James J.	1950

E

Echeverria, Phil	1991, (92)
Edgerton, Ambrose Earl	1907, 08
Edwards, Dale S.	1948, 49, 50
Edwards, Todd	1990
Eldridge, Brian	1990
Elias, Dionicio F.	1946, 47
Elias, Rob	2000, 01
Ellerbrook, Tedd V.	1967
Elliott, Lloyd Creighton	1911
Encinas, Mathew	1957, 58, (59)
Encinas, Robert Jr.	1958, 59, 60

Encinas, Mathew 1957, 58, (59)
 Encinas, Robert Jr. 1958, 59, 60
 Engle, Charles 1984, 85, 86
 Enke, Fred William 1946, 47, (48)
 Erb, Marion Julius 1919, 20, 21, 22
 Erickson, Scott 1989
 Estes, Joe 1984, 85, 86

F
 Farish, Thomas Edward 1906, 07, 08, (09)
 Farenbaugh, Michael 1975
 Farrell, Robert Williams 1958
 Farrier, Steve 1953
 Farris, James 2011, 12
 Feddersen, Robert Otto 1932
 Fenderson, F. Lester Jr. 1959
 Fendley, Brad 1998, 99
 Ferguson, Bruce 1976, 77
 Festin, Glen R. 1956, (57)
 Field, Johnny 2011, 12
 Fields, Ralph R. 1929
 Figueroa, Carlos A. 1971, 72
 Figueroa, Matt 1989, 91
 Filippelli, James J. 1972, 73, 74
 Fivecoat, Larry Gale 1958
 Flatt, David 1973, 74, 75, 76
 Fleming, James A. 1973
 Fleming, Richard 1965, 66
 Fleming, Rodney F. 1972, 73
 Flickenger, Kenneth G. 1926, 28, (29)
 Flickinger, Donal Arthur 1924, 25, 26
 Flinn, Mike 1981
 Fon, Diallo 2007, 08, 09
 Ford, Jason 1996
 Forestieri, Jared 2010
 Formiler, Don J. 1970
 Forster, Richard Hurdt 1934
 Fortman, David 1978, 79
 Fossum, Jerry 1964
 Foster, George S. Jr. 1906, 08
 Fouse, John G. 1963, 64, 65
 Fowble, Greg 1987, 88, 89
 Fowler, Charles Vaughn 1936
 Frace, Ryan Martin 1993, 94, (95)
 France, Josh 1998, 99
 Franco, Albert 1939
 Francona, Terry 1978, 79, 80
 Franklin, Lee 2003, 05
 Frazier, Joe 2003, 04
 Fredericks, Peter 1998, 2000, 01
 Frenzel, Cole 2010, 11
 Frey, Chris 2003, 04, 05
 Frierott, Jason 1996
 Frisbee, Robert 1966, 67, 68
 Frisbee, Robert C. 1994
 Fulton, Fred P. 1927, 28, 29, (30)

G
 Gambino, Mike 1988, 89
 Ganz, Sylvan Cleveland 1905
 Garcia, Josh 2010, 11
 Gardner, Del M. 1951, 52
 Gardner, Richie 2003
 Garrett, Lynn E. 1977
 Gaston, Jon 2006, 07, 08
 Gatlin, Michael 1974, 75
 Gauna, Robert 1963, 64, 65
 Geist, James R. 1958, 60
 Genung, George F. Jr. 1969
 Genung, George Farrell 1942, 43, (46), 47
 Genung, Herbert D. 1971, 72

Geringer, Otto George (1911), (12)
 Germann, David M. 1977
 Gershon, Larry 1965, 66, 67
 Trent Gilbert 2012
 Gile, Don L. 1954, 55
 Gilleland, Charles H. 1923, 25, 26
 Gillem, Alvan Dullam Jr. 1908
 Gillen, Jennings Frederick 1907, 08
 Gilles, Wayne E. 1987, 88
 Gingrich, Troy 1999, 2000
 Giola, Craig 1975, 76
 Gjerd, Jeffrey Heath 1994, 95, 96, 97
 Glenn, Brad 2006, 07, 08, 09
 Glenn, John C. 1970, 71
 Godfrey, Joel W. 1972, 73, 74
 Goldring, Abraham 1907
 Gonzalez, Ted 1997, 98
 Goodman, Chris 2001, 02, 03
 Goodridge, Bryon Bush 1936
 Goodspeed, Raymond E. 1946
 Goodwin, Gordon Austin 1920, 23, 24
 Gordon, Howard F. 1926
 Gragg, Russell W. 1953, 54, (55)
 Grajeda, Billy 1992
 Gray, Charles S. 1923, 24, 25
 Gray, Harry J. 1930
 Gray, Michael F. 1971, 72
 Gray, Stanley 1929
 Gray, Victor W. 1938, 39, 40
 Green, John 1985
 Green, Scott 1980
 Greenburg, Stanley A. 1952
 Greer, Jason Wilbur 1933, 34
 Gregg, P. 1905
 Greven, Phillip J. 1932
 Griesser, Richard K. 1954, 55, 58
 Grossetta, A.V. 1934, 35, 36
 Guilmet, Preston 2006, 07, 08, 09
 Gump, Christopher 1992, 93
 Gump, Timothy L. 1969, 70
 Gunason, Robert William 1940
 Guthrie, William H. 1936, 37
 Guyette, Kevin 2003, 04, 05

H
 Haby, Romero 1908
 Haddix, Tyler 1996, 98
 Haines, Dennis L. 1971, 72, 73, 74
 Halbert, Andrew Jackson 1912, (13)
 Halcovich, Frank 1987, 88
 Hale, Tyler 2010, 11, 12
 Hale, Walter (Chip) 1984, 85, (86), (87)
 Hall, Alan D. 1958, 59, 60
 Hall, Herbert D. 1934, 35, 36
 Hall, Marty 1966, 67
 Hall, Robert Lakeland 1942, 43, 47
 Hallmark, Wayne Jacob 1916, 17
 Hamble, Bertram C. 1927
 Hammels, James Vinton 1915, 16
 Haney, Chuck 1981
 Hanley, Ture 1929
 Hansen, Robert L. 1965, 66
 Hancus, Kenneth G. 1977
 Hardin, Fariss 1937, 38, (39)
 Hardy, John 2002, 03, 04
 Harelsan, Gilbert 1940
 Harmon, Thamos E. 1974
 Harper, Wilmer Eugene 1940, 41, 47
 Harrington, Robert Louis 1943
 Harrison, Ralph Waldo 1909, 10
 Harshman, Codi 2009

Harskamp, James A. 1978
 Hart, Robert D. 1952
 Hart, Stradden Stimpson 1908, 09
 Hawick, Ralph N. 1906
 Hawkinson, Mark 2010
 Hassey, Brad 1999, 2000, 01, 02
 Hassey, Ron W. 1974, 75, 76
 Hassey, W.J. 1948
 Hatcher, Burrell R. 1904, 05, (06), 07, (08), 09, 10

Haugen, Alan 1983
 Hawgood, Grant B. 1963, 64, 65
 Hayes, George Vinton 1917
 Hayes, Randal 1983, 84, (85)
 Hayhurst, Norman Clifton 1914
 Hedding, Warren E. 1961, 62
 Heise, Benjamin M. 1973, (74)
 Heist, Kenneth 1938, 39, 40
 Helfinstine, William J. 1946, 49, 50
 Henderson, Chet 1996, 97
 Henderson, Ronald Clyde 1935, 36
 Hendren, Matt 1995, 96
 Hendricks, Jason 1996, 97, 98
 Heredia, Gilbert 1986, 87
 Hertzfeld, Andy 1972
 Heyer, Kurt 2010, 11, 12
 Hicks, Hadley F. 1954
 Hicks, Murray 1983, 85
 Higgs, Darrell 1983
 Hill, Roulard W. 1925
 Hinton, Richard M. 1967, 68, 69
 Hinz, Tom 1985, 86
 Hird, Jeff 1986
 Hisey, Jason 1989, 90, 91
 Hobbs, John Cole 1922, 23
 Hoffman Augustus L. 1958, 59, 60
 Hoffman, Trevor 1988, (89)
 Hogan, Thomas E. 1946, 47, 48
 Holbrook, Horace R. 1905, 06, 07
 Holliker, Charles Douglas 1963, 64
 Hollinger, Charles S. 1930, 32, 33
 Holman, James Pattison 1904
 Holtz 1905
 Hotten, Michael L. 1969, 70
 Hosmer, John H. 191967, 68
 Host, Robert Andrew 1994
 Householder, Robert 1948, 49
 Houston, Donald 1976
 Hovagiar, Albert H. 1956, 57, 58
 Howell, Jack 1983
 Hoyack, Chuck 1980, 81, 82
 Hubbard, Leslie L. 1920, 21
 Hudson, Hugh F. 1932
 Huenneke, Derek 1984, 85, 86
 Huff, Ken 1999, 2000, 01
 Huff, Kevin 1997, 2000
 Hundley, Nick 2003, 04, 05
 Hunt, Dennis A. 1967, 68
 Hunt, Kenneth E. 1960, 61, 62
 Hurd, Martin C. 1957, (58)
 Hurley, Bert Cornelius 1912
 Hussman, Darrell 1996, 97, 98
 Hyder, Fred J. 1936, 37, 38
 Hyman, Don C. 1979, 80
 Hyman, Donald S. 1956

I
 Incavaglia, Anthony 1977, 78
 Ippolito, Robert 1992
 Iselin, Alvin A 1917, (18)

J
 Jack, Milton A 1925, 26, 27
 Jack, William Christian 1932, 33, (34)
 Jackson, Loren E. 1941
 Jackson, Robert A. 1964
 Jacome, David E. 1969, 70
 Jameson, William W. 1963
 Jarrett, Sean 2005
 Jenney, Lloyd P. 1950, 51, 52
 Johansson, Niles W. 1948, 49, 50
 Johnson, Barry 1990, 91
 Johnson, Chuck 1985, 86
 Johnson, Gary K. 1977, 78
 Johnson, Jack 1989, 90, 91
 Johnson, James 1996, 97, 98
 Johnson, James C. 1967, 68
 Johnson, Roger E. 1950, 51, 52
 Jones, Allen Chester 1913, 14
 Jones, Collins Ray 1914
 Jones Grant, E 1938, 39, 40
 Jones, Rafell 1997, 98, 99, 2000
 Jones, Sidney Raymond 1907
 Jones, Stanley 1976
 Jordon, George Bernie 1940
 Jordon, Robert, C. 1960
 Juday, Andy 1999
 Jung, John 1946, 48

K
 Kaiser, Marc 2001, 02
 Kalil, Joe Francis 1937, 38
 Karas, Michael 1964
 Kaster, John Lafferty 1945
 Keating, Ray F. 1952
 Keefe, Richard L. 1951, 53
 Kelman, Lewis 1933, 34
 Kellner, Walter 1949
 Kellner, Walter J. 1980, 81
 Kelly, Maurice J. 1929, 30
 Kengla, Louis Edward 1915
 Kennedy, Gale 1965, 66, 67
 Kervin, Bryan 2005
 Kidd, Scott Thomas 1994, (95)
 Kimmell, Vance 1929
 King, Jack 1964, 65
 King, Tom 1994, 96, 97
 King, Tim 1996, 97
 Kinneberg, Bill 1979
 Kirby, Ron 1979
 Kirkland, Darnell 1977
 Kirkpatrick, Michael 1975
 Kishita, Kirt 1992, 93, 95
 Kislingbury, Walter Melvin 1941
 Kivel, Alvin 1948
 Klonoski, Jason, M 1987, 88
 Knibb, Paul James 1922, 23
 Koerner, Matt 2008
 Kolberg, Koley 2004
 Koons, Mike 2005
 Kriegbaum Lawrence L 1914, 15, 16, 20
 Kurtz, Ken Joe 1965, 66
 Kuster, Andrew Herman 1906

L
 LaFever, Gary L. 1960, 61
 Lagunas, Fredrico L. 1957
 Lake, Shane Matthews 1994
 Landrith, David E. 1980, 81, 82, (83)
 Landry, Todd Louis 1993
 Lane, Heath O. 1987, 88
 Lane, James Lloyd 1947, 48

Lanning, Scott	1994
Lantrip, Rick	1988
Laos, Roy E.	1949
Larso, Bruce Allan	1949
Lauderman, Hal B	1926
Lauesen, Christian Fris	1941, 42
Lavoie, Marc	1990, 91
Lawler, Pat	2003
Lawton, Tylert	1981, 82
Lavovich, Eli (Ted)	1953, 54, 55
Lee, Donald Edwards	1954, 55, 56
Leek, Genett	1958
Lefferts, Craig	1978, 79, 80
Lefke, Louis	1912
Leiber, Henry Edward	1930
Lemons, Richard	1992, 93
Lenocker, Stephen D.	1971
Leon, Eddie	1965, 66, 67
Leslie, Nyal	1966
Lewis, Cody	2009
Lewis, Jerry B.	1957, 58, 59
Lewis, William Morton	1933, 34
Lincoln, Lance	1983, 84
Liskowski, Les	1979
Little, Joe	2001, 02, 03
Littleman, Vincent	2010, 11, 12
Lockling, Brett Harlow	1919
Lodge, Harry S.	1970, 72
Long, Kevin	1986, 88, (89)
Long, Lance L.	1961, 62, 63
Long, Lucas	2012
Long, R.D.	1991
Longo, Michael A.	1958, 60
Lopez, Al	1975, 76
Lopez, Carl E.	1948, 49, 50
Lopez, David	2011, 12
Lopez, Michael	2010, 11, 12
Lott, William	1926, 27, 28, 29
Lowery, Alfred Lee	1935, 37, 38
Lucero, Rich	1981, 82
Luscome, Rodney E.	1927, 28, 29
Lutgerding, Robert Lincille	1911
Lush, Ryan	2008

Mc

McAnally, Richard L.	1953
McBryde, E. DuMont	1944, 41, 42
McCain, Murl Melrose Jr.	1943, 47
McCannon, Jeff	1995, 96
McClendon, Levi	1996
McConnell, James	1958
McConnell, Rick M.	1977, 78
McCoy, Raymond D.	1960
McCeary, Aaron Monroe	1920
McDonald, Jim	1985, 86
McDougal, James	1927
McGinnis, Donald R.	1955, 56
McGovern, Henry P.	1932
McGowen, William Rose	1915, 16, (17)
McGuire, James D. Jr.	1958
McIntosh, Jay Angus	1912, 13, (14)
McMackin, Donald G.	1966, 67, 68
McMichael, Charles R.	1977
McMillin, Pat	1995
McMullan, Hugh	1952, 53, 54
McNevin, Neil	1966
McRae, W. Lee	1929
McSpadden, Scott	1985

M

MacArthur, John	1984
Maggi, Joseph	2012
Magrane, Joe	1983, 84, (85)
Mahoney, William Gerald	1937, 38
Maley, Dennis D.	1967, 68
Mann, William Gibson	1947, 48, 49
Manship, Raymond J.	1978
Manthei, Stephen	2010, 12
Manzo, Rudolph	1916
Mara, Richard L.	1963, 64
Marini, Chris	2002
Marnell, Anthony Austin III	1994
Marshall, Campbell Al	1921
Marthens, George Walker II	1939, 40, 41
Martinez, Auerlio R.	1960, 62, 63
Martinez, Jason	2001
Martinez, Joey	1991
Martinez, Richard A.	1964
Masco, Steven G.	1977
Mashore, Damon	1989, 90, (91)
Mason, Michael T.	1964, 65
Mattern, Erik	1995, 96, 97, 98
Matulis, Adolph John	1941
Maxwell, Franklin Rufus	1912
Maxwell, Robert E. Jr.	1958
Maxwell, Robert G.	1961, 62, 63
Mejia, Alex	2010, 11, 12
Mejias-Brean, Seth	2010, 11, 12
Melancon, Mark	2004, 05, 06
Mella, Lorenzo A.	1936, 37
Mellgran, Walter G.	1905, 06, 07
Meloan, John	2003, 04, 05
Mendoza, Rudolph G.	1971, 72, 73
Menhennet, Ellsworth	1921, 22, (23)
Mercado, Richard	2002, 03, 04
Merril, Steve	1979
Merritt, George W.	1914
Merritt, Richard Lewis	1910, 11, 14
Meskin, Jake	2008, 10, 11
Messick, Harry J.	1956, 57, (58)
Messina, Sam	1987
Meyer, Mike	1997, 98, 99, 2000
Meyer, Richard Edmund	1915, 16
Mickle, Charles W.	1933
Mieren, Alan G.	1967, 68
Mikulic, Steve A.	1970, 71
Miles, George M.	1961, 62
Millay, Gar	1984, 85, 86
Miller, Bradford W.	1928, 29, 30, (32)
Miller, David	1987
Miller, Steven	1980, (81)
Miller, W. Fred	1926, 27, (28)
Mills, Brad	2005, 06, 07
Mills, James Stewart	1914
Mills, J. Bradley	1978, 79
Miller, David	1987
Miler, Steven	1980, (81)
Miller, W. Fred	1926, 27, (28)
Miller, Will	2002
Milo, Tony	1997, 98, 99, 00
Mitchell, Charles Ray	1928
Mitten, James Ralph	1909, 10
Moen, Robert	1990, 91, 92, 93
Moeur, John Kelly	1916, 17
Mohler, Jacob	1996, 97, 98
Montijo, Frank X.	1942, 43
Moore, Harvey Lee	1925, (26), 27
Moore, Riley	2012
Moore, Robert L.	1929, 30, 32
Morache, Richard J.	1970

Moraga, Omar	1996, 97, 98
Moraja, Francisco Edwards	1952, 53, 54
Morales, Tony Levya	1947, 48, 49, 50
Morales, Willie	1991, 92, 93
Morfield, Cliff	1924, 25
Morfoot, Charles Roy	1904
Morgan, Jack	1956
Morley, James F.	1977, 78
Morris, James F.	1933, 34, 35
Morris, Jeff	1979, 80
Morris, Michael	1947
Morrison, James Craig	1961, 62, 63
Moses, John W.	1979, (80)
Moskau, Ryan	1997, 98
Mote, Trevor	2000
Motte, James Lamar	1993
Mullen, Alfred John	1912
Munch, Phil J.	1928, 29
Munds, William Harold	1910, 11
Murillo, Raymon	1977, 78
Murphy, Shaun M.	1987
Murray, Robert E. Jr.	1947, 48, 49, 50
Murry, Paul	1905
Myers, Homer Lee	1954, 55, (56)
Myrick, Clifford E.	1950, 51, 52

N

Nago, Garret	1981
Nance, Frank C.	1943
Nehf, Art N. Jr.	1940
Newmark, Bruce	1961, 62
Newton, Raymond A.	1905, 06, (07), 08
Nicely, Ronald C.	1951, 52
Nichols, James B.	1963, 64, (65), 66
Nielson, Ezra Scott	1964, (65), 66
Nixon, Richard F.	1956, 57, 58, 59
Norris, Donald Scott	1973, 74
Northam, J.J.	1989, (90), 91
Nosseck, Scott	1984
Nowinski, James Edward	1958, 59

O

O'Brien, Rodney W.	1969, 70
O'Brien, Robert P.	1966, 67, 68
O'Conner, August Joseph	1921, 22, 23
O'Donnell, Joe	1984, 85
O'Donnell, Ryan	2000
O'Keefe, John	1916, 17, (19), (20)
Oelschlager, Ron	1991, 92
Oliver, Loren	1953, 54
Ollom, Michael	1983
Oosterveen, Ernest	1954, 55, 56
Orput, Robert Edwards	1941, 42
Ortega, Bryce	2008, 09, 10, 11
O'Sullivan, Patrick B.	1974, 75
Osborn, Winfield Scott	1906
Osburn, Kelsey	1999, 2000
Overlund, Virgel S.	1977, 78, 79
Owens, Billy	1990, 91, 92
Owens, Sherwood B.	1951

P

Pace, Hunter	2008, 09
Pacheco, Arthur B.	1924
Padleford, John Carlton Jr.	1947, 48
Padre, Oliver	2008
Pafford, Ernest Moeur	1918, 19
Page, Dave	1981, 82
Parker, Don	1992
Parmenter, Tyler	2012
Patera, Richard A.	1961, 62, 63

Patton, Rick	2008
Paul, Mike	1966
Pearce, Josh	1999
Pearsey, Leslie	1975, 76, 77, (78)
Pellinto, Vincent A.	1954
Pemble, Brian	99, 2001, 02, 03
Perry, Ryan	2006, 07, 08
Pesquerira, Richard E.	1957
Peter, Brian	1984
Pew, William James	1904, 05, 06
Peyton, Dave	1967
Pfersdorf, Ottoman H.	1923, 24
Phillips, Hollis E.	1964, 65, 66
Pickerell, Charles U.	1916
Pickerell, William Watson	1914
Pierce, Harold Ladd	1917
Plante, David	2006
Plodinc, Timothy A.	1967, 68
Ponce de Leon, Daniel	2011
Pool, George W. Jr.	1924, 25
Popkins, Norm J.	1957, 58, 59
Porter, Colin	1995, 96, 97, 98
Porter, William Asa	1915, 16
Powers, Dave	1979, 81
Powers, Greg	2001
Powers, John Michael	1994, 95, 96
Powers, Steven	1974, 75, 76
Presley, Matt	2008, 09
Prest, David G.	1968, 69, 70
Priborsky, Steve	1963
Pringle, Zachary Joseph	1994, 95
Provence, Charles B.	1930, 32, (33)
Provenzano, James M.	1968
Pruitt, Donald	1990
Pullen, Roy Morris	1943, 46, (47), 48
Putnam, Forrest	1946

Q

Querry, Mike	1981
Quick, David R.	1997
Quick, Ron D.	1979, 80
Quigley, Don W.	1950, 51, 52

R

Rafferty, Jack	1933
Rajsich, David C.	1972, 73
Rajsich, Dennis N.	1971, 72
Ralston, Robert	1983, (84)
Ramsey, Josh	1998
Rasmussen, Fred	1934, 35, (36)
Ratcliffe, George Thomas	1908
Rauch, Herman	1941, 42, (43)
Reed, Hadie	1956
Reed, Sheldon Alason	1905
Refsnyder, Robert	2010, 11, 12
Regina, Keith	1997
Reid, Martin R.	1972, 73, 74
Reid, Robert R.	1924, 25, 26, 27
Reilly, Pat	2003, 04
Regier, Alan	1979, 80
Reynolds, William	1900
Reynolds, William R.	1962, 63
Rhinehart, Bill	2004, 05, 06, 07
Rhodes, R. Keith	1969, 70
Rice, Thomas Briggs	1909, 10
Richardson, Jim	1988, 89
Richmond, Lincoln A.	1946, 49
Rickard, Joey	2010, 11, 12
Rico, Carlos	1991, 92
Rico, Diego G.	1995, 96, 97
Rierson, Sean	2001, 02, 03, 05

Riesgo, Arnold	1942
Rigg, Ralph Lee	1908, 09, (10), 11, 12)
Riggs, John D.	1930
Riley, Ken	2000, 01, 02
Rinard, Bobby	2010, 11
Rincon, Benny Q.	1952, 53, 54, 55
Riordan, Thomas P.	1925
Risher, Robbins	1950, 51, (52)
Roach, Daniel J.	1972
Roach, Donn	2009
Roberson, Al W.	1929, 30
Roberson, George R.	1909
Robertson, G. Walton	1953, 54, 55
Robinson, Jerald V.	1957
Robinson, H. Roy Jr.	1948
Rodland, Kevin	2007
Rodney, James D.	1972
Rodriguez, Derek	2003, 04
Rodriguez, John C.	1978
Roeder, Randy	1978
Roessler, Pat A.	1979, 80, (81), 82
Rogers, Edgar Albion	1913, 14
Rohde, Dave	1986
Rokey, J. Ray	1969, 70, 71
Roletti, Charles John	1908, 10, 11
Romero, Lionel R.	1958
Ronstadt, Carlos	1924
Rooker, David	1981, 82
Roqueni, Tom	1960
Rose, George Patrick	1934, 35
Rosenberg, Leo M.	(1902), 04
Roslund, John C.	1972, 73, 74
Ross, Shea	2008
Rudd, Noel C.	1961, 62
Ruiz, Jesus J.	1957, 58, 59
Ruman, Robert P.	1942, 43, 47
Rupprecht, Kevin	2001, 02
Russell, Ross Moody	1900
Russell, Scott B.	1973, 74, 75
Ryan, Albert Edmund	1915, 16
Ryan, Daniel J.	1968, 69
S	
Sabbe, Kevin	1996, 97
Sachs, Murray	1926
Salazar, Jose Urbano	1909, 10, 11
Salmon, John Byrd	1924, 25, 26
Salvatierra, Richard C.	1941
Sancedo, Paul	1991
Sancet, Frank	1929
Sandoval, Richie	2008
Sargent, Jay	1980
Saull, Morton R.	1962, 63
Scherer, Doug A.	1982, 83
Schielfelbein, Mike	1992
Schimpf, Mark W.	1972, 73, 74
Schlereth, Daniel	2006, 07, 08
Schmidt, Konrad	2006
Schneider, Daniel L.	1962
Schulz, Gary	1980
Schultz, Robert	1999, 2000
Schuman, Richard J.	1987, 88
Schoenberg, Charles	1961, 62, 63
Schweitzer, Tim	1991, 92
Scott, Jerry Wayne	1962
Scott, Sherwin Newton	1962, 63, 64
Scranton, Jim	1979
Scyphers, Brett	2005
Sczecinski, Robert	1973, 75
Seaman, Bryce E.	1921, 23, (24), 25

Sears, Kevin	2001, 02
Sedbrook, Colt	2006, 07, 08
Seefeld, Jason	2005
Sefferovich, John T.	1967
Selsky, Steve	2009, 10, 11
Seminoff, Richard	1966
Senne, Mike	1985, 86
Shabansky, Rob	1996, 97, 98, 2000
Shaw, Harry Downing	1907
Shermet, David	1985, 86, 87, 88
Shields, Bryan D.	1969, 70, 71
Shoemaker, Charles L.	1959, 60, 61
Shouse, Richard L.	1955
Shroyer, Jason	1998, 99, 2000, 01
Siegel, Ronald	1964
Simon, Kyle	2009, 10, 11
Simpson, William	1975, 76
Sinclair, Edward L.	1925
Singelyn, Todd P.	1993, 94
Sismondo, Ron	1979, 80, 81, 82
Skaisgir, Joseph G.	1961, 62
Skinner, Kevin	1995, 96, 97, 98
Slad, Samuel B. Jr.	1962
Slagel, Hanley R.	1937, 38
Slette, Arthur	1936, 37, (38)
Slonaker, Alter L.	1918, 19, 20, 22
Slough, Robert L.	1957
Smith, A.C.	1996
Smith, Frank A.	1964, 65
Smith, Harold Daniel	1921, 22
Smith, Marvin	1970
Smith, W. Melvin	1929
Smith, Shawn (Robert)	1980
Snow, J.T.	1987, 88, 89
Snyder, Jason	2002
Sorensen, Orton Craig	1955, 56, 57
Soto, Earnest Steve	1911
Southard, Eddie	1965, 66
Southerland, M.	1918
Spear, Maurice E.	1937, 38
St. Clair, Justyn	2001, 02
Stagg, Richard B.	1977
Stanley, Jeffery A.	1977
Stanley, Scott	1978, (79), (80)
Stanton, Henry R.	191940, 41, (42)
Starke, Robert E.	1971, 72, 73, 74
Starkey, James E.	1951
Steele, T.J.	2006, 07, 08
Stegman, David	1973, 74, 75, 76
Steward, Harry Alexander	1919, 21, (22)
Stewart, Jesse Hobson	1904
Stewart, Robert Ivy	1914
Stiles, Robert E.	1953, 54, 55
Stiner, Kyle	2009
Stitt, Jerry L.	1966, 67, 68
Stockaus, Fred C.	1941, 47, 48
Stoffel, Jason	2007, 08, 09
Stoneberg, Ryan	1997, 98
Stovall, Harold Richardson	1937, 38, 39
Strachan, Bob	1985
Stratton, Chip	1985, 86
Strong, Steven	1984, 85, 86, 87
Sulser, Tony	2001, 02
Sutton, James B.	1953
Swaim, Don G.	1955
Sykes, Eugene	1913
Sylvester, Cory	1983

T	
Tadeo, Jamie A.	1977
Talmadge, Frederick E.	1906, 07, 08, 09, 10
Talmage, Thomas DeWitt	1918
Tarry, Gregory V.	1972
Tasco, Kyle	2001
Taylor, Calvin	1935, 36, 37
Taylor, David	1985, 86
Taylor, Dwight	1979, 80, 81
Taylor, Terrence	2003, 04
Tellez, Thomas A.	1955, 56, 57
Tejcek, John	1990, 91, (92), (93)
Terman, Earl	1953
Theobald, Ronald M.	1963
Thomas, Carl L.	1954, 55, 56
Thomas, Charles Emerson	1904
Thompson, Jason Michael	1993
Thompson, Marvin W.	1973, (74)
Thompson, Will	2002
Thorell, Michael J.	1987, (88)
Thrower, Jason	1995, 96, 97
Thurman, Elbert Robert	1920, 21, 22
Thurston, Francis L.	1934, 35
Tilicki, Phil	1992
Timons, Fred	1924
Tolle, Jerry J.	1953, 54, 55
Tolson, Benjamin R.	1926, 27
Tolson, Brad	1948-51
Tolson, Andrew	1923, 24, (25), 26
Tomooka, Tom	1954, 55, 56
Torres, Erik	1998, 99, 2000, 01
Tosi, Pete	1979
Tosto, Leo R.	1962, 63
Tomey, Richard Lewis,	1994
Trafton, Todd	1984, 85, (86)
Trevesin, Ruddolph	1946
Troupe, Mathew	2012
Tussy, John L.	1950, 51, 52
Tyrrell, Daniel	1997, 98

U	
Udell, Don S.	1967
Ukleja, Mark	1997, 98
Umbeck, James F.	1961
Underwood, Vernon	1928

V	
Valenzuela, Rafael	2008, 09, 10
Van Harren, Arthur R.	1940, 41
Van Horne, Peter	1975, 76, 77
Van Houten, Jeff	2002, 03, 04, 05
Vassey, Chester A.	1948, 49, (50), 51
Vasquez, Mike	1999
Veltmann, Matt	2009
Verbica, Robert J.	1949, 50, 51
Vialo, Mitchell Swick	1930
Vincent, John W.	1961, 62
Vickers, Elmer Francis Jr.	1934, 35, 36
Vosberg, Edward J.	1980, 81, 82, 83

W	
Wade, Konner	2011, 12
Waid, Pat	1986, 87
Walker, Leland Ross	1905
Wallace, Linn A.	1958, 59, 60
Wallace, Peter L.	1958
Wallace, Thomas Jay	1918
Waltke, Grant S	1962
Wamsley, Gerald K	1958
Ward, James Edward	1958, 59, 60
Ward, Kevin	1981, 82, 83

Warner, Albert	1913, 14
Warnock, Harold Charles	1933, 34, 35
Warrecker, Theodore	1994
Warren, Dallas	1927, 28
Washington, Herbet A.	1907
Watkins, James G.	1936
Weinstein, Bernardt	1946, 48, 49
Weiser, Thomas	1983, 84, 85, 86
Welch, Devin	1997, 98, 99
Weldon, Mike	2008, 09
Wells, Gregory Kenneth	1993
Welton, Rex M.	1967, 68, 69
Wendt, Glenn	1976, 77
Westgard, Carl C.	1932
Wheeler, Claude R.	1951, 52, (53)
White, Ben Mason	1993, 94, 95, 96
White, Timothy M.	1968
Whitley, Dwight Milton	1942, 43, 47
Wickey, Menno	1993, (94)
Wicklund, John A.	191967, 68, 69
Wiegel, Frederick C.	1918, 19
Wieser, Thomas G.	1983
Wing, Marc	(1984)
Wilkey, Leslie G.	1909, 10, 11, 12, 1913
Williams, Edward Eugene	1905
Williams, Isac Jackman	1907, 08, 11
Williams, Jack	1933
Williams, James	1949
Williams, Lee Roy	1912
Wilson, Edward A.	1961
Wilson, James Robert	1957, 58, 59
Wilson, Kenneth Campbell	1920
Wilson, Lincoln Raymond	1918
Wilson, Richard N.	1959
Winslow, Ben	1999
Wishbow, Morton	1939
Wofford, Walter William	1919, 20
Wood, Herbert R.	1914
Wood, John H.	1942
Wood, Scott	1997, 99
Woodside, Robert	1975, 76, 77, (78)
Wof, Richard G.	1971, 72
Workman, Daniel	2009, 10
Worley, Joseph M.	1967, 68
Worrell, Mark	2003
Wright, Thomas L.	1953, 54, 55
Wynne, John Davis	1937

Y	
Young, Louis Elison	1911
Young, Mike	1984, 85
Yuskas, Richard P.	1962

Z	
Zellar, Miles Morton	1959, 60, 61
Zeluff, Jack Monroe	1939, 40
Ziegler, C.J.	2007, 08
Zimmerman, Don	1976
Zinter, Alan M.	1987, 88, 89
Zivovich, Sam	1953, 54, 55
Zlotoff, Wesley	1999, 02, 03
Zophi, Chuck	1976, 78

Team captains in parathesis.
Managers underlined.

Brian Anderson (UA 2001-03)

Chicago White Sox, 2005-09
Boston Red Sox, 2009

George Arias (UA 1993)

California/Anaheim Angels, 1996-97
San Diego Padres, 1997-99

Dave Baldwin (1957-59)

Washington Senators, 1966-69
Milwaukee Brewers, 1970
Chicago White Sox, 1973

Steve Barber (UA 1967)

Minnesota Twins, 1970-71

Greg Bargar (UA 1980)

Montreal Expos, 1983-84
St. Louis Cardinals, 1986

Tom Barrett (UA 1981-82)

Philadelphia Phillies, 1988-89
Boston Red Sox, 1992

Jason Bates (UA 1992)

Colorado Rockies, 1995-98

Kevin Blankenship (UA 1982, 84)

Atlanta Braves, 1988
Chicago Cubs, 1988-90

Jordan Brown (UA 2003-05)

Cleveland Indians, 2010

Cory Burns (UA 2006-09)

San Diego Padres, 2012

Casey Candaele (UA 1980-81)

Montreal Expos, 1986-88
Houston Astros, 1988-93
Cleveland Indians, 1996-97

Craig Chamberlain (UA 1978)

Kansas City Royals, 1979-80

Trevor Crowe (UA 2003-2005)

Cleveland Indians, 2009-11

Jack Daugherty (UA 1981-82)

Montreal Expos, 1987
Texas Rangers, 1989-92
Houston Astros, 1993
Cincinnati Reds, 1993

Lance Dickson (UA 1988-90)

Chicago Cubs, 1990

Ben Diggins (UA 1999-2000)

Milwaukee Brewers, 2002

Jason Donald (UA 2004-06)

Cleveland Indians, 2010-12

Shelley Duncan (UA 1999-2001)

New York Yankees, 2007-09
Cleveland Indians, 2010-12

Scott Erickson (UA 1989)

Minnesota Twins, 1990-95
Baltimore Orioles, 1995-2002
New York Mets, 2004
Texas Rangers, 2004
Los Angeles Dodgers, 2005
New York Yankees, 2006

Terry Francona (UA 1978-80)

Montreal Expos, 1981-85
Chicago Cubs, 1986
Cincinnati Reds, 1987
Cleveland Indians, 1988
Milwaukee Brewers, 1989-90
Philadelphia Phillies (Manager), 1997-2000
Boston Red Sox (Manager), 2004-11
Cleveland Indians (Manager), current

Don Gile (UA 1954-55)

Boston Red Sox, 1959-62

Chip Hale (UA 1984-87)

Minnesota Twins, 1989-90, 93-96
Los Angeles Dodgers, 1997

Ron Hassey (UA 1974-76)

Cleveland Indians, 1978-84
Chicago Cubs, 1984
New York Yankees, 1985-86
Chicago White Sox, 1986-87
Oakland Athletics, 1988-90
Montreal Expos, 1991

Gil Heredia (UA 1986-87)

San Francisco Giants, 1991-92
Montreal Expos, 1992-95
Texas Rangers, 1996-97
Oakland Athletics, 1998-2001

Rich Hinton (UA 1967-69)

Chicago White Sox, 1971, 75, 78-79
Texas Rangers, 1972
New York Yankees, 1972
Cincinnati Reds, 1976
Seattle Mariners, 1979

Tommy Hinzo (UA 1985-86)

Cleveland Indians, 1987, 89

Trevor Hoffman (UA 1988-89)

Florida Marlins, 1993
San Diego Padres, 1993-2008
Milwaukee Brewers, 2009-10

Leon Hooten (UA 1969-70)

Oakland Athletics, 1974

Jack Howell (UA 1983)

California/Anaheim Angels, 1985-91, 96-97
San Diego Padres, 1991
Houston Astros, 1998-99

Nick Hundley (UA 2003-05)

San Diego Padres, 2008-12

Walt Kellner (UA 1949)

Philadelphia Athletics, 1952-53

Don Lee (UA 1954-56)

Detroit Tigers, 1957-58
Washington Senators, 1960
Minnesota Twins, 1961-62
Los Angeles/California Angels, 1962-65
Houston Astros, 1965-66
Chicago Cubs, 1966

Gene Leek (UA 1958)

Cleveland Indians, 1959
Los Angeles Angels, 1961-62

Craig Lefferts (UA 1978-80)

Chicago Cubs, 1983
San Diego Padres, 1984-87, 90-92
San Francisco Giants, 1987-89
Baltimore Orioles, 1992
Texas Rangers, 1993
California Angels, 1994

Hank Leiber (UA 1930)

New York Giants, 1933-38, 42
Chicago Cubs, 1939-41

Eddie Leon (UA 1965-67)

Cleveland Indians, 1968-72
Chicago White Sox, 1973-74
New York Yankees, 1975

Kenny Lofton (UA 1986-89)

Houston Astros, 1991
Cleveland Indians, 1992-96, 1998-2001, 2007
Atlanta Braves, 1997
Chicago White Sox, 2002
San Francisco Giants, 2002
Pittsburgh Pirates, 2003
Chicago Cubs, 2003
New York Yankees, 2004
Philadelphia Phillies, 2005
Los Angeles Dodgers, 2006
Texas Rangers, 2007

Joe Magrane (UA 1983-85)

St. Louis Cardinals, 1987-90, 92-93
California Angels, 1993-94
Chicago White Sox, 1996

Damon Mashore (UA 1989-91)

Oakland Athletics, 1996-97
Anaheim Angels, 1998

Mark Melancon (UA 2004-06)

New York Yankees, 2009-10
Houston Astros, 2011
Boston Red Sox, 2012

John Meloan (UA 2003-05)

Los Angeles Dodgers, 2007
Cleveland Indians, 2008
Oakland A's, 2009

Brad A. Mills (UA 2004-07)

Toronto Blue Jays, 2009-11
Los Angeles Angels of Anaheim, 2012

Brad Mills (UA 1978-79)

Montreal Expos, 1980-83
Houston Astros (Manager), 2010-12

Willie Morales (UA 1991-93)

Baltimore Orioles, 2000

John Moses (UA 1979-80)

Seattle Mariners, 1982-87, 92
Minnesota Twins, 1988-90
Detroit Tigers, 1991

Mike Paul (UA 1966)

Cleveland Indians, 1968-71
Texas Rangers, 1972-73
Chicago Cubs, 1973-74

Josh Pearce (UA 1999)

St. Louis Cardinals, 2002-04

Ryan Perry (UA 2006-08)

Detroit Tigers, 2009-11
Washington Nationals, 2012

Tim Plodinek (UA 1967-68)

St. Louis Cardinals, 1972

Colin Porter (UA 1995-98)

Houston Astros, 2003-04

Dave Rajsich (UA 1972-73)

New York Yankees, 1978
Texas Rangers, 1979-80

Dave Rohde (UA 1986)

Houston Astros, 1990-91
Cleveland Indians, 1992

Daniel Schlereth (UA 2006-08)

Arizona Diamondbacks, 2009
Detroit Tigers, 2010-12

Dan Schneider (UA 1962)

Milwaukee/Atlanta Braves, 1963-64, 66
Houston Astros, 1967, 69

Jim Scranton (UA 1979)

Kansas City Royals, 1984-85

Charlie Shoemaker (UA 1969-61)

Kansas City Athletics, 1961-62, 64

J.T. Snow (UA 1987-89)

New York Yankees, 1992
California Angels, 1993-96
San Francisco Giants, 1997-2005
Boston Red Sox, 2006

Dave Stegman (UA 1973-76)

Detroit Tigers, 1978-80
New York Yankees, 1982
Chicago White Sox, 1983-84

Dwight Taylor (UA 1979-81)

Kansas City Royals, 1986

Ron Theobald (UA 1963)

Milwaukee Brewers, 1971-72

Carl Thomas (UA 1954-56)

Cleveland Indians, 1960

Jason Thompson (UA1993)

San Diego Padres, 1996

Ed Vosberg (UA 1980-83)

San Diego Padres, 1986, 1998-99
San Francisco Giants, 1990
Oakland Athletics, 1994
Texas Rangers, 1995-97
Florida Marlins, 1997
Arizona Diamondbacks, 1999
Philadelphia Phillies, 2000-01
Montreal Expos, 2002

Kevin Ward (UA 1981-83)

San Diego Padres, 1991-92

Hal Warnock (UA 1933-35)

St. Louis Browns, 1935

Bart Zeller (UA 1959-61)

St. Louis Cardinals, 1970

Alan Zinter (UA 1987-89)

Houston Astros, 2002
Arizona Diamondbacks, 2004

MLB DRAFT HISTORY

Year	Player	Position	Organization	Round	Year	Player	Position	Organization	Round
1965	John Fouse	OF/RHP	Cleveland Indians	7	1981	Dick Seidel	RHP	California Angels	2
	Eddie Leon	SS	Minnesota Twins	1		Dwight Taylor	OF	Cleveland Indians	7
	Jim Nichols	RHP	New York Mets	18		Ron Sismondo	LHP	Milwaukee Brewers	11
1966	Pat O'Brien	LHP	Chicago Cubs	7	1982	Dave Rooker	OF	Kansas City Royals	31
	Eddie Leon	SS	Chicago Cubs	1		Tom Barrett	2B	New York Yankees	26
	Nyal Leslie	3B	New York Mets	11		Kevin Ward	OF	St. Louis Cardinals	29
	Steve Brasher	RHP	New York Mets	46	1983	Ron Sismondo	LHP	Seattle Mariners	13
	Richard Seminoff	RHP	Philadelphia Phillies	24		Ed Vosberg	LHP	Toronto Blue Jays	11
	Richard Johnson	RHP	Philadelphia Phillies	3		Dave Landrith	C	Kansas City Royals	12
	Kenneth Kurtz	2B	St. Louis Cardinals	36	1984	John Beuerlein	C	Milwaukee Brewers	25
	Mike Paul	LHP	Cleveland Indians	20		Doug Scherer	RHP	Oakland Athletics	13
	Ed Southard	OF	Cleveland Indians	24		Kevin Ward	OF	Philadelphia Phillies	6
1967	Eddie Leon	SS	Cleveland Indians	2	1985	Ed Vosberg	LHP	San Diego Padres	3
	Rich Hinton	LHP	Cleveland Indians	5		Bobby Ralston	2B/SS	San Francisco Giants	17
	Patrick O'Brien	LHP	Los Angeles Dodgers	13		Wayne Bonham	OF	San Francisco Giants	28
	Steven Brasher	RHP	New York Mets	4	1986	Scott Nossek	LHP	Chicago White Sox	35
	Jerry Stitt	OF	Cleveland Indians	32		Bobby Ralston	2B/SS	Minnesota Twins	6
	Terry DeWald	2B	New York Mets	26		Mike Young	LHP	Philadelphia Phillies	2
	Tim Plodinec	RHP	St. Louis Cardinals	33	1987	Tommy Hinzo	SS	Pittsburgh Pirates	1
	Rich Hinton	LHP	San Diego Padres	4		Joe Magrane	LHP	St. Louis Cardinals	1
	Bob O'Brien	LHP/1B	San Diego Padres	5		Todd Trafton	1B	Chicago White Sox	5
1969	Rich Hinton	LHP	Chicago White Sox	3	1988	Tommy Hinzo	2B	Cleveland Indians	7
	Timothy White	C	Cincinnati Reds	6		David Rohde	SS	Houston Astros	5
	Rich Hinton	LHP	Cleveland Indians	4		John Estes	LHP	Houston Astros	23
1970	Dave Jacome	SS	Cleveland Indians	19	1989	David Carley	RHP	Milwaukee Brewers	16
	James Provenzeno	LHP	Houston Astros	22		Jim McDonald	RHP	Montreal Expos	26
1971	Larry Dierks	LHP	California Angels	2		Jim Carroll	RHP	Oakland Athletics	16
	Steven Mikulic	SS	Cleveland Indians	3	1990	Mike Senne	OF	St. Louis Cardinals	14
1972	Johnny Glenn	OF/2B	St. Louis Cardinals	36		Mike Young	LHP	San Diego Padres	4
1973	Robert Allen	3B	Kansas City Royals	52		Greg Alexander	RHP	Seattle Mariners	3
1974	Mike Gatlin	3B	Cincinnati Reds	1	1991	Gar Millay	2B	Texas Rangers	28
	Ben Heise	SS	Cleveland Indians	10		Steve Strong	C	Detroit Tigers	24
	Scott Norris	OF	New York Yankees	9		Chip Hale	2B	Minnesota Twins	17
	Dennis Haines	C	Oakland Athletics	4	1992	Gil Heredia	RHP	San Francisco Giants	9
	Dave Stegman	OF	Boston Red Sox	9		Gary Alexander	OF	Texas Rangers	8
1975	Steve Powers	RHP	Detroit Tigers	8		Greg Fowble	2B	Cleveland Indians	49
	Ron Hassey	3B	Kansas City Royals	22	1993	Dave Shermet	OF	Houston Astros	12
	Mike Gatlin	3B	Minnesota Twins	5		Kenny Lofton	OF	Houston Astros	17
	Dave Stegman	OF	Atlanta Braves	2		Heath Lane	RHP	Milwaukee Brewers	16
	Stephen Vaughn	OF	Baltimore Orioles	4	1994	Trever Hoffman	SS	Cincinnati Reds	11
1976	Bruce Ferguson	RHP	California Angels	31		Kevin Long	OF	Kansas City Royals	31
	Ron Hassey	C	Cleveland Indians	18		Scott Erickson	RHP	Minnesota Twins	4
	Ken Bolek	OF	Detroit Tigers	24	1995	Alan Zinter	C	New York Mets	1
	Dave Stegman	OF	Detroit Tigers	1		J.T. Snow	1B	New York Yankees	5
	Steve Powers	RHP	Philadelphia Phillies	2		Todd Devereaux	OF	New York Yankees	33
	Steve Powers	RHP	Pittsburgh Pirates	1	1996	Lance Dickson	LHP	Chicago Cubs	1
	Bill Simpson	3B	St. Louis Cardinals	20		Troy Bradford	RHP	Chicago Cubs	2
	Les Pearsey	SS	California Angels	28		Steve Gill	OF	San Diego Padres	13
	Lynn Garret	OF	Cleveland Indians	11	1997	Don Pruitt	RHP	Milwaukee Brewers	23
	Glen Wendt	SS	Cleveland Indians	12		Todd Edwards	OF	Milwaukee Brewers	29
1978	Ramon Murillo	RHP	Chicago White Sox	11		Jason Hisey	RHP	Chicago White Sox	33
	Craig Chamberlan	RHP	Kansas City Royals	1	1998	Damon Mashore	OF	Oakland Athletics	9
	James Manship	RHP	Milwaukee Brewers	28		Jason Hisey	RHP	St. Louis Cardinals	20
	Les Pearsey	2B	Minnesota Twins	8		Todd Ingram	RHP	Oakland Athletics	21
	David Crutcher	RHP	Texas Rangers	3	1999	Jack Johnson	C	Los Angeles Dodgers	30
	Wes Clements	OF/1B	Chicago Cubs	38		Billy Owens	1B	Baltimore Orioles	3
1979	Craig Lefferts	LHP	Kansas City Royals	7		Jason Bates	SS	Colorado Rockies	7
	Brad Mills	3B	Montreal Expos	17	2000	Chris Gump	2B	New York Mets	26
	Craig Lefferts	LHP	Chicago Cubs	9		George Arias	3B	California Angels	7
1980	Wes Clements	OF/1B	Houston Astros	6		Tim Schweitzer	LHP	Seattle Mariners	7
	Jeff Morris	LHP	Houston Astros	15	2001	Jason Thompson	1B	San Diego Padres	9
	Terry Francona	OF	Montreal Expos	1		Willie Morales	C	Oakland Athletics	14
	Greg Bargar	RHP	Montreal Expos	3		Chris Gump	2B	San Francisco Giants	17
	John Moses	OF	Seattle Mariners	16					

Year	Player	Position	Organization	Round	Year	Player	Position	Organization	Round
'93 cont.	Mike Schiefelbein	RHP	San Diego Padres	26	2008	Ryan Perry	RHP	Detroit Tigers	1
	Tom Landry	1B	Milwaukee Brewers	31		Daniel Schlereth	LHP	Arizona Diamondbacks	1
	Richard Lemons	OF	Cleveland Indians	32		T.J. Steele	OF	Houston Astros	4
	John Tejcek	OF	Seattle Mariners	32		Jon Gaston	OF	Houston Astros	7
	James Motte	SS	Minnesota Twins	35		Eric Berger	LHP	Cleveland Indians	8
1994	Rob Ippolito	RHP	Seattle Mariners	69		Mike Colla	RHP	Pittsburgh Pirates	14
	Steve Arffa	LHP	New York Mets	13		David Coulon	LHP	Minnesota Twins	15
	Mike Schiefelbein	RHP	San Francisco Giants	15		C.J. Ziegler	1B	San Francisco Giants	16
	Ted Warrecker	RHP	Cleveland Indians	24		Brad Glenn	3B	Oakland Athletics	17
	Anthony Marnell	C	San Diego Padres	22		Preston Guilmet	RHP	Oakland Athletics	22
1995	Darren Hooper	OF	Baltimore Orioles	3	2009	Colt Sedbrook	2B	St. Louis Cardinals	22
	John Powers	2B	San Diego Padres	21		Jason Stoffel	RHP	San Francisco Giants	4
1996	Jason Ford	LHP	Colorado Rockies	28		Cory Burns	RHP	Cleveland Indians	8
	Darrell Hussman	RHP	Cincinnati Reds	4		Preston Guilmet	RHP	Cleveland Indians	9
1998	Ryan Moskau	LHP	Los Angeles Dodgers	6		Dillon Baird	1B/3B	LA Angels of Anaheim	11
	Greg Clark	C	St. Louis Cardinals	8		Dwight Childs	C	Cleveland Indians	18
	James Johnson	LHP	Milwaukee Brewers	10		Brad Glenn	INF/OF	Toronto Blue Jays	23
	Jason Hendricks	OF	Montreal Expos	13	2010	Steve Selsky	OF	Colorado Rockies	34
	Erik Mattern	2B	San Francisco Giants	16		Kyle Simon	RHP	Baltimore Orioles	4
	Colin Porter	OF	Houston Astros	17	2011	Bryce Bandilla	LHP	San Francisco Giants	4
	Kenny Corley	1B	Anaheim Angels	33		Cole Frenzel	1B	New York Mets	7
	Rob Shabansky	LHP	Boston Red Sox	39		Andy Burns	SS	Toronto Blue Jays	11
	Omar Moraga	3B	Cleveland Indians	50		Matt Chaffee	LHP	Atlanta Braves	12
	Josh Pearce	RHP	St. Louis Cardinals	2 (S)		Jett Bandy	C	LA Angels of Anaheim	31
	Mike Meyer	RHP	San Francisco Giants	14	2012	Steve Selsky	OF	Cincinnati Reds	33
	Dennis Anderson	C	Florida Marlins	25		Bryce Ortega	2B	Washington Nationals	41
	Dave Abbott	RHP	Toronto Blue Jays	8		Alex Mejia	SS	St. Louis Cardinals	4
	Keoni DeRenne	SS	Atlanta Braves	12		Robert Refsnyder	OF	New York Yankees	5
	Ben Diggins	RHP	Los Angeles Dodgers	1		Kurt Heyer	RHP	St. Louis Cardinals	6
	Mike Meyer	RHP	St. Louis Cardinals	23		Seth Mejias-Brean	3B	Cincinnati Reds	8
	Matt Abram	2B/OF	Minnesota Twins	37		Joey Rickard	OF	Tampa Bay Rays	9
2001	Shelley Duncan	OF	New York Yankees	2					
	Ernie Durazo	1B/C	Toronto Blue Jays	12					
	Kenny Huff	OF	Minnesota Twins	36					
	Chris Cunningham	C	Pittsburgh Pirates	13					
	Brad Hassey	SS	Toronto Blue Jays	19					
	Sean Rierson	RHP	San Francisco Giants	26					
	Brian Anderson	OF	Chicago White Sox	1					
	Richie Gardner	RHP	Cincinnati Reds	6					
	Joe Little	LHP	Tampa Bay Devil Rays	26					
	Clarence Farmer	OF	Los Angeles Dodgers	49					
	Sean Rierson	RHP	San Diego Padres	50					
	Koley Kolberg	RHP	Arizona Diamondbacks	6					
	John Hardy	INF	Philadelphia Phillies	6					
	Richard Mercado	C	Arizona Diamondbacks	12					
	Trevor Crowe	OF	Cleveland Indians	1					
2005	Nick Hundley	C	San Diego Padres	2					
	Jordan Brown	1B	Cleveland Indians	4					
	John Meloan	RHP	Los Angeles Dodgers	5					
	Kevin Guyette	RHP	Boston Red Sox	10					
	Chris Frey	OF	Colorado Rockies	11					
	Jeff Van Houten	OF	Florida Marlins	13					
	Brad Boyer	INF	Seattle Mariners	14					
	Jason Donald	INF	Philadelphia Phillies	3					
	Mark Melancon	RHP	New York Yankees	9					
	Brad Boyer	INF	San Francisco Giants	13					
2006	Brad Mills	LHP	Toronto Blue Jays	22					
	Brad Mills	LHP	Toronto Blue Jays	4					
	Daniel Schlereth	LHP	Oakland Athletics	8					
	Eric Berger	LHP	Oakland Athletics	9					
	Bill Rhinehart	OF/1B	Washington Nationals	11					
2007	C.J. Ziegler	1B	St. Louis Cardinals	37					
	Colt Sedbrook	INF	Chicago Cubs	42					
	David Coulon	LHP	Colorado Rockies	42					

2012 National Champions

Invigorated by the transition to Hi Corbett Field, Arizona baseball re-established itself as one of the premier programs across the nation in 2012. Excitement and optimism surrounded the program leading up to Opening Weekend against North Dakota State, and nearly 9,000 turned out to the old, but new home of Arizona baseball on a few chilly late February days. Hall of Fame coach Jerry Kindall was joined by fellow coaches Jim Wing and Jerry Stitt, along with over 100 baseball alumni, including 1980 Golden Spikes Award winner Terry Francona, to unify support for the program stepping into a promising new era.

Arizona boasted a veteran offensive lineup that kept it ranked consistently in the top-20 of the national polls throughout the season. Momentum began to build by mid-season, when the Wildcats swept then-No. 2 Stanford in three games at Hi Corbett Field. The series drew 10,756 fans, the most for a three-game home set in more than 20 seasons. It was a weekend that proved two things: 1) Arizona could compete with any team in the country, and 2) the Wildcats had a true home field advantage with large and spirited crowds that would be attractive in the bidding process to host postseason games.

The Wildcats stumbled upon two bumps in the road as they hit the second half of the season. Despite winning the opening-game of a three-game showdown against UCLA, the Wildcats dropped their first weekend series of the season in mid-April. A few weeks later, Arizona dropped out of the Pac-12 lead when Oregon took two-of-three from the Cats in Tucson. From that point on, Arizona was in playoff-mode if it wished to contend for the Pac-12 Championship and host an NCAA regional for the first time since 1992.

Arizona promptly swept California, won a non-conference tilt in Tempe against Arizona State, and won two-of-three at USC to post an impressive 6-1 record on a season-long seven-game road swing. That kept the Cats in position for a Pac-12 Championship going into the final weekend, but they still trailed the Oregon Ducks by one full game and UCLA was just a game behind the Wildcats. Alas, Oregon was swept by its rival, Oregon State, while the Bruins swept their rival, USC. Arizona captured a pair of thrilling walk-off wins on a weekend that drew 14,055 fans to Hi Corbett Field, the second win coming on the final day of the season when Johnny Field lined a single into left field to secure the Wildcats the Pac-12 Co-Championship with UCLA, the Wildcats' first league crown since 1992.

On that final Sunday in May, Arizona also learned that it would host an NCAA Regional for the first time since 1992. The following weekend, the Wildcats hosted Missouri, Louisville and New Mexico State in the double-elimination tournament. Arizona's opening game was a 15-3 rout of the Tigers before a crowd of more than 5,000. A day later, the Wildcats dismantled Louisville, 16-4, before more than 4,000 fans. And on a Sunday evening, Arizona again clobbered the Cardinals, 16-3, to advance to the Super Regionals for the first time since 1988. That same day, No. 6 national seed North Carolina was upset in Chapel Hill by St. John's, opening the door for the Wildcats to host the Red Storm in the Super Regionals the following weekend.

Due to television obligations, the Tucson Super Regional games were slated for noon starts in the summer heat. It did not faze the Wildcats or their fans. An enthusiastic throng of 2,500 showed up on a Friday afternoon – a work day nonetheless – to witness a most thrilling comeback. Behind ace Kurt Heyer, the Wildcats fell behind the Red Storm, 5-0. But Heyer remained resilient, buying his offense enough time to chip away at the deficit and eventually tie the game 5-5. The game went into the 10th inning, when Heyer, who was still pitching despite giving up a career-high 17 hits, allowed the go-ahead run. Arizona had one more rally left in the tank, scoring a pair of runs in the bottom half of the inning, including a walk-off single by freshman Trent Gilbert to hand the hosts a 6-5 extra-inning victory. A day later, right-hander Konner Wade tossed a complete game and the Wildcats outscored the Red Storm, 7-4, before nearly 4,000 sun-drenched fans who stayed to celebrate Arizona clinching a berth to the College World Series for the 16th time in school history.

Arizona arrived in Omaha a week later as one of the hottest teams in the country, winners in 13 of their last 15 ballgames, including six straight and all five in the postseason. Still, top-seed Florida, second-seed UCLA and two-time defending national champion South Carolina were the favorites. Arizona's first opponent, Florida State, was coached by Mike Martin, in search of his first national championship despite 15 appearances in Omaha. The Wildcats were even overshadowed by Cinderella stories from Stony Brook and Kent State, making the first appearance for their respective schools. However, over the course of the next two weeks, the 2012 Wildcats cemented their place in College World Series lore as one of the most dominant teams in recent memory.

The Wildcats opened eyes by winning their first game against the Seminoles in dramatic fashion. Locked in a 3-3 tie, the game turned into a battle of the bullpens, presumed to be an Arizona weakness, in the late stages. A pair of freshmen – Tyler Crawford and Mathew Troupe – went toe-to-toe against the more heralded 'Noles bullpen and pitched 4.1 shutout innings. Then in the top of the 12th, Joey Rickard roped a one-out double to left-center and Johnny Field followed with a run-scoring double to right-center to hand the Wildcats a 4-3 edge. Troupe closed the door in the bottom of the inning, ending the game with a strikeout and stranding the tying run at third base for the victory.

A showdown with Pac-12 co-champion UCLA awaited, and again it was the Arizona pitching that stole the show. Wade tossed his second-consecutive complete game in the postseason, limiting the Bruins to just five hits in a 4-0 shutout win. Wade, who retired the first 14 batters of the game in order, became the first pitcher to throw a complete game shutout at the College World Series without a walk on his pitching line since 1972. He received all the run support he needed in a four-run fourth inning that held up as the final score and put Arizona in the driver's seat with three days of rest before its next game.

Heyer and the Wildcats watched as Florida State eliminated the Bruins, to set up a rematch with the Seminoles. With a berth to the championship series on the line,



Arizona wasted no time jumping out to a big lead. The Wildcats scored six first-inning runs and later added homers from Robert Refsnyder and Bobby Brown en route to a dominating 10-3 romp over Florida State. Heyer pitched into the eighth inning for the fourth time in as many postseason starts, and he earned his 13th victory of the season to take over the national lead.

South Carolina, which had lost its second game of the CWS to Arkansas, furiously fought back through the loser's bracket and defeated the Razorbacks twice to earn a spot in the championship finals for the third straight year. On paper, it was another classic Arizona offense vs. opponent's pitching. But Arizona's pitching staff was quietly becoming the key to success in the postseason.

Arizona sent Wade to the mound in the opening game, and the Scottsdale native delivered another dazzling pitching performance. Boosted by a two-run homer by Refsnyder in the first inning, the Wildcats rode the arm of Wade to an impressive 5-1 victory over the Gamecocks. Wade was masterful, allowing just six hits and a walk in his third-straight complete game performance of the postseason. He also became the first pitcher to toss two complete games at the College World Series since 2004, and put the Wildcats one win away from their fourth national championship.

Andy Lopez faced a difficult decision heading into the second game of the championship series. He could send his ace to the mound on short rest and match him up against South Carolina's postseason hero, Michael Roth, who was scheduled to throw on three days of rest. Instead, Lopez opted to send out No. 3 starter James Farris, who had not pitched in a game for 22 days since he shut out Louisville in the final game of the Tucson Regional.

Farris pitched perhaps the best game of his young career, matching up with the All-American from South Carolina. The Wildcat right-hander tossed 7.2 innings, allowed only a pair of hits and just one run, exiting with two down in a 1-1 tie and the go-ahead run on base in the eighth inning. Troupe entered to strikeout the final hitter in the eighth, stranding the go-ahead run and sending the Wildcats back to the dugout with the momentum. Refsnyder, the 2012 Most Outstanding Player at the College World Series, led off the top of the ninth with a single. He was bunted to second base, before Bobby Brown drew an intentional walk that put defensive replace Brandon Dixon at the plate with one down. Hitless in his limited at bats in Omaha, Dixon ripped a slider down the third base lined for an RBI double. One batter later, Gilbert lined a two-run single to right field to open a three-run lead for the Wildcats. Troupe, despite loading the bases and allowing the winning run to step to the plate with one out, escaped the jam with a lineout and a flyout to capture the national championship with a 4-1 victory.

The Wildcats returned to Tucson a day later and were greeted by over 5,000 crazed fans at McKale Center celebrating the national championship trophy returning to Tucson for the first time since 1986. Much like they did on Opening Weekend, former coaches Kindall, Wing and Stitt were on hand to celebrate the school's fourth national championship. It was a fitting end to a magical season as the past and present of Arizona baseball helped set the stage for a bright future in the years to come. Indeed, Arizona is back amongst the nation's elite.



2012 College World Series Championship Game 2

Omaha, Nebraska
TD Ameritrade Park
June 25, 2012

Innings	1	2	3	4	5	6	7	8	9	R	H	E
Arizona	0	0	1	0	0	0	0	0	3	4	7	1
South Carolina	0	0	0	0	0	0	1	0	0	1	3	1

Arizona (48-17)

Player	AB	R	H	RBI
Joey Rickard cf	5	0	0	0
Johnny Field lf	4	0	0	0
Alex Mejia ss	4	0	1	0
Robert Refsnyder rf	3	1	2	0
Seth Mejias-Brean 3b	3	0	0	0
Bobby Brown dh	3	1	0	0
Jospeh Maggi 1b	2	1	1	0
Brandon Dixon 1b	2	1	1	1
Riley Moore c	3	0	0	0
Trent Gilbert 2b	4	0	2	3

South Carolina (49-20)

Player	AB	R	H	RBI
Evan Marzilli cf	4	0	0	0
Joey Pankake ss	4	0	0	0
Christian Walker 1b	2	1	1	0
LB Dantzler 3b	3	0	1	0
Adam Matthews rf	4	0	1	0
Kyle Martin dh	3	0	0	1
TJ Costen pr	0	0	0	0
Tanner English lf	4	0	0	0
Grayson Greiner c	3	0	0	0
Chase Vergason 2b	3	0	0	0

E - Moore, R.(14); **Dantzler**(5). **LOB** - ARIZ 6; SC 7. **2B** - Maggi, J.(5); Dixon, B.(9). **HBP** - Greiner. **SH** - Refsnyder(3); Moore, R.(11). **SB** - Vergason(2).

Arizona

Pitcher	IP	H	R	ER	K	BB
James Farris	7.2	2	1	1	4	2
Mathew Troupe	1.1	1	0	0	2	2

South Carolina

Pitcher	IP	H	R	ER	K	BB
Michael Roth	6.2	3	1	1	3	1
Matt Price	1.2	3	3	3	2	1
Tyler Webb	0.2	1	0	0	1	0

Win - Troupe (6-1); **Loss** - Price (5-5)

Time: 3:00; **Att.**: 23,872

2012 Road to Omaha

Regular Season Record: 37-17

NCAA Regional at Tucson, Ariz.


June 1	Missouri	W	15-3
June 2	Louisville	W	16-4
June 3	Louisville	W	16-3

NCAA Super Regional at Tucson, Ariz.

June 8	St. John's	W	7-6 (10)
June 9	St. John's	W	7-4

College World Series at Omaha, Neb.

June 15	Florida State	W	4-3 (12)
June 17	UCLA	W	4-0
June 21	Florida State	W	10-3
June 24	South Carolina	W	5-1
June 25	South Carolina	W	4-1



1986 National Champions

Returning all eight starters in field, the Wildcats won their third national championship in baseball. The Wildcat Nine started the season ranked third in the country and after splitting a two game series with Grand Canyon, Arizona faced Division II foe Cal-State Dominguez Hills. Behind the coaching of current Wildcat skipper Andy Lopez; the Toros shocked the Cats by taking two of three at Suncet Field. Despite the early setback, the Cats got back on track and jumped out to a 23-12 record at the midpoint of the season. The Cats went on a roll in the second half of the regular season, finishing 10-3 in their final 13 games, including a sweep over Arizona State in the regular season series finale. Arizona finished tied with Stanford for second place in the Pac-10 South and received an at-large bid for the NCAA Tournament.

Sent to Austin, Texas, Arizona breezed through the Central Region. The Cats crushed San Diego State 26-5 in their opening game in postseason play. The first three hitters in Arizona's order, Tommy Hinz, Chip Hale and Mike Senne, combine for 10 of Arizona's 25 hits in the game, 11 RBIs and seven runs scored. Against host school Texas, the Cats broke open the contest with five runs in fifth, en route to a 9-3 win. In the next game, a six-run third proved to be more than Pepperdine could handle in a 10-6 UA win, giving the Cats control of the region. The Waves put up a fight in the regional championship game, but the Cats' Gil Heredia tossed a complete game for his 15th win of the season in UA's 5-3 win. The victory pushed the Cats' season to Omaha and the 14th College World Series appearance in school history.

In what is considered to be one of the most dramatic games in College World Series history, Arizona and Maine's opening round game provided fireworks down to the final pitch and proved that no opponent's lead was safe while facing Kindall's "Cardiac Kids". Down 7-0 through the first six and a half innings, the Wildcats rallied for a run in the seventh, four in the eighth and three in the ninth to steal the victory from the Black Bears, 8-7. Dave Shermet's name will long be remembered by Wildcats fans for his ninth inning heroics in that opening game. In a scene from every ballplayer's childhood dreams, the pinch-hitting sophomore lined a full-count, two-out pitch over the scoreboard in left field for a walk-off, two-run homer. Senior Joe Estes, who would win a pair of games out of the bullpen for Arizona in the CWS, was the beneficiary of Shermet's heroics, earning the victory with a perfect inning of relief.

The come-from-behind method of victory would be a tactic employed by the Wildcats throughout the CWS. In game seven of the series, the Cats trailed Loyola Marymount, 5-4, through six innings. Todd Trafton's two-run homer in the seventh gave them the lead and an insurance run in the eighth provided an extra run in the 7-5 Arizona victory. Game One winner Estes tallied his second win in as many games on the mound. The left-hander came on in relief of starter Gary Alexander and shut down the Lions bats with 3 1/3 innings of two-hit work.

Florida State jumped out to a quick 5-1 lead through the first two innings in Game 11, but future Major Leaguer Gil Heredia settled down on the mound and limited the Seminole offense to only four hits over the final seven innings in a complete game performance. The Wildcat bats bailed Heredia out with a five-run sixth, three of which came on Mike Senne's home run to left-center. The Cats went on to win, 9-5, for their third victory in Omaha.

Miami (Fla.) ruined Arizona's perfect run through the series with a 4-2 win in Game 13, but true to fashion, the Wildcats had a chance to come back. Arizona scored once in the ninth to make it a two run lead and had the tying runs on first and third when the final out was recorded.

Arizona's lone loss in the '86 World Series didn't temper the Cats in the championship game. Arizona exploded for 10 runs on 11 hits against Florida State. Starter Alexander tossed a complete game for his eighth win of the season, defeating 20-game winner Mike Loynd in the process. Gar Millay went 3-for-4 in the game with a home run, three RBIs and two runs scored. World Series MVP Senne was 2-for-5 with a home run, two RBIs and two runs scored. He finished the five-game series 10-for-21 (.476) with two home runs, eight runs scored and six RBIs.



1986 College World Series Championship Game

June 9, 1986
Omaha, Nebraska
Rosenblatt Stadium

Innings	1	2	3	4	5	6	7	8	9	R	H	E
Florida State	0	0	0	0	0	0	0	0	2	2	7	2
Arizona	0	0	0	1	1	4	3	1	X	10	11	3

Florida State (61-13)

Player	AB	R	H	RBI
Jose Marzan 1b	3	1	0	0
Paul Sorrento rf	4	0	0	0
Luis Alicea 2b	4	1	1	0
Bien Figueroa ss	4	1	2	1
Eric Mangham cf	4	0	1	0
Steve Taddeo dh	2	0	1	0
Tom Zoeller ph	1	0	0	0
Ed Fulton c	4	0	1	1
Barry Blackwell 3b	2	0	0	0
Chad McClellan 3b	1	0	0	0
Greg Clayborne lf	0	0	0	0
Craig Saxner ph	1	0	0	0

Arizona (49-19)

Player	AB	R	H	RBI
Tommy Hinz 2b	4	2	1	0
Chip Hale 3b	4	2	2	1
Mike Senne lf	5	2	2	2
Todd Trafton 1b	3	2	2	1
Steve Strong c	4	0	1	0
Pat Waid pr	0	0	0	0
Dave Taylor c	0	0	0	0
Gar Millay rf	4	2	3	3
Dave Shermet pr	0	0	0	0
Chuck Johnson cf	4	0	0	0
Gary Alexander p/dh	4	0	0	0
Dave Rohde ss	4	0	0	1

E - Trafton, Mangham, Rohde, Blackwell, Hinz; DP - Arizona, 3; LOB - FloridaState 6, Arizona 5; HBP - Clayborne (by Alexander); 2B - Figueroa, Millay, Hale, Senne, Mangham; 3B - Hale, Alicea; HR - Senne, Millay; SH - Clayborne; SB - Taddeo, Rohde, Hinz

Florida State

Pitcher	IP	H	R	ER	K	BB
Mike Loynd	5.0	3	3	1	6	1
Richie Lewis	1.2	4	5	5	2	1
Ed Porcelli	1.1	4	2	2	1	1

Arizona

Pitcher	IP	H	R	ER	K	BB
Gary Alexander	9.0	7	2	2	5	2

Win - Alexander (8-2); Loss - Loynd (20-3); Save - None

WP - Loynd;

Time: 2:44; Att.: 12,659

1986 Road to Omaha


Regular Season Record: 41-18

NCAA Regional Championship at Austin, Texas

May 22	San Diego State	W	26-5
May 23	at Texas	W	9-3
May 24	Pepperdine	W	10-6
May 25	Pepperdine	W	5-3

NCAA Championships at Omaha, Neb.

May 30	Maine	W	8-7
June 2	Loyola Marymount	W	7-5
June 6	Florida State	W	9-5
June 7	Miami	L	2-4
June 9	Florida State	W	10-2



1980 National Champions

With the lessons learned from the College World Series experience in 1979, the Wildcats nabbed their second national championship in baseball. Powered by Golden Spikes Award winner and College World Series MVP Terry Francona at the plate and Craig Lefferts on the mound, the 1980 team was on a mission for the championship.

Opening the season with a three game series against defending national champion Cal-State Fullerton, UA set the early tone for the season by taking a pair of games from the Titans. However, the Cats found themselves with a very average 17-11-3 record 31 games into the season, but a sweep over Colorado in the final non-conference series of the year propelled the Cats to 14 wins in their next 17 games. In the final series of the season, against Arizona State, the Cats faced their instate rival with a 31-14-3 record. With Arizona needing only one win to qualify for the NCAA tournament, the Sun Devils pushed UA to the final regular season game before succumbing to a dominate Wildcat team, 22-4. Including the West Regional, hosted by Arizona, a school record 113,951 fans came out to Wildcat Field to watch the Cats in 1980, an average of over 3,250 fans per game.

In what was considered the toughest regional in the country, sixth-ranked Arizona came from behind to top ninth-ranked Fresno State and thrice beat upstart Gonzaga, which had upset defending national champion Cal-State Fullerton twice, to advance to its second consecutive College World Series, its 12th overall appearance.

Much like the 1976 championship team, the Cats dropped their first game of the College World Series losing, 6-1, to St. John's. Battling back from the losers bracket, freshman sensation Ed Vosberg earned his sixth win of the season with a 5-3 victory over Florida State. Lefferts shut down Big Ten power Michigan 8-0 in game three, handcuffing the Wolverines on five hits, while striking out seven.

Up next was the only undefeated team left in World Series play, the Hawaii Rainbows. Arizona's chances for a second national title looked bleak as the Rainbows held a 2-0 lead into the eighth. Faced with tournament elimination, Scott Stanley launched a 380-foot grand slam into a 15 m.p.h. wind to give Cats a 4-2 advantage. UH responded with a pair of runs of its own in the bottom of the eighth to tie the score and send the game into extra innings. In the 11th, Dwight Taylor and John Moses came up back-to-back triples to open the inning, giving the Cats the lead. After tacking on an insurance run for a 6-4 advantage, Greg Barger closed out the victory on the mound for his seventh win of the season.

Arizona's incredible ride continued for another day. In what many considered to be the national championship game, the Cats met up with Pac-10 foe Cal for the right to advance to the title game. A seesaw shootout between the Bears and Cats ensued. Cal jumped out to a 8-3 lead through four innings, but the perseverant Cats chalked up five of their own in the fifth to tie the game. Not to be outdone, the Bears plated two of their own in the sixth for a 10-8 advantage. The cornered Cats clawed their way back with a run in the eighth and two in the ninth to steal the win, 11-10, and advance to the World Series title game, a re-match with Hawaii.

Unlike the two previous games, the title game offered very little surprises as Arizona built up a 5-1 lead on UH, and held on for a 5-3 victory. Coach Kindall was quoted as saying "there was no way Hawaii was going to beat us." Pitching heroes Lefferts and Barger earned the win and save, respectively, in the title game.

The two hurlers were both named to the All-World Series team. Lefferts posted a 2-0 record with a 0.57 ERA and nine strikeouts in 15.2 innings pitched. Barger earned two saves and a win in 10.1 innings. He struck out 10 while surrendering only one earned run. World Series MVP Francona recorded an impressive .458 batting average (11-for-24) while swatting a home run, two doubles and a triple. He drove in six and scored seven times in six games. Also named to the All-World Series team was first baseman Wes Clements. Clements finished the series hitting .318 (7-for-22) with two home runs and two doubles. He drove in five and scored five times as well. Coach Kindall was named Coach of the Year for the second time.



1980 College World Series Championship Game

Omaha, Nebraska
Rosenblatt Stadium
June 6, 1980

Innings	1	2	3	4	5	6	7	8	9	R	H	E
Hawaii	0	0	0	1	0	0	2	0	0	3	10	4
Arizona	0	1	0	3	0	1	0	0	x	5	12	2

Hawaii (60-18)

Player	AB	R	H	RBI
Rick Bass cf	5	0	1	0
Thad Reece 2b	5	1	1	0
Collin Tanabe c	4	2	3	0
Jay Erdahl lf	5	0	0	0
Les Kakazu dh	4	0	1	0
Joel Lomo pr	0	0	0	0
Kimo Perkins 3b	4	0	2	3
Kevin Williams rf	4	0	1	0
Howard Dashefsky 1b	3	0	1	0
Eric Tokunaga ss	4	0	0	0

Arizona (45-21-1)

Player	AB	R	H	RBI
Dwight Taylor rf	5	0	2	1
John Moses cf	4	0	1	0
Terry Francona lf	4	0	0	0
Wes Clements 1b	4	1	3	0
Scott Stanley dh	4	1	2	1
Ron Quick 2b	2	0	0	0
Casey Candaele 3b	4	1	1	0
Clark Crist ss	3	2	2	1
Don Hyman c	3	0	1	1

E - Reece; Tanabe; Erdahl; Dashefsky; Candaele; Hyman; **DP** - None; **LOB** - Hawaii 10; Arizona 9; **HBP** - Crist (by Olmos); Hyman (by Olmos); **2B** - Clements 2; Stanley; Crist; **SH** - Quick; **SB** - Williams; Taylor

Hawaii

Pitcher	IP	H	R	ER	K	BB
Smith	3.2	8	4	4	1	1
Olmos	3	3	1	0	3	1
Kakazu	0.2	1	0	0	1	0
Duquette	0.2	0	0	0	1	0

Arizona

Pitcher	IP	H	R	ER	K	BB
Craig Lefferts	6.2	10	3	1	2	2
Greg Barger	2.1	0	0	0	2	0

Win - Lefferts (7-2); **Loss** - Smith (11-2); **Save** - Barger (5)

WP - Lefferts, Olmos;

Time: 2:41; **Att.**: 15,276

1980 Road to Omaha


Regular Season Record: 37-20-1

NCAA West Regional at Tucson, Ariz.

May 23	Fresno State	W	5-4
May 24	Gonzaga	W	13-9
May 25	Gonzaga	W	8-5

College World Series at Omaha, Neb.

May 30	St. John's	L	1-6
May 31	Florida State	W	5-3
June 2	Michigan	W	8-0
June 4	Hawaii - 11 innings	W	6-4
June 5	California	W	11-10
June 6	Hawaii	W	5-3



1976 National Champions

The 1976 baseball team won the first of the University of Arizona's 16 national championships in school history.

After posting a 48-16 regular season record, the Cats cruised through the Midwest Regional in Edinburg, Texas, scoring 23 times in three games while surrendering only a total of three runs. Arizona shutout Pan American, 5-0, behind the pitching of Steve Powers' five hitter in the opening game of the regional. Missouri provided little challenge in game two, as UA raced out to 5-1 lead through six and added two more in the seventh and three in the eighth for a 10-1 victory.

Every Wildcat starter had at least one hit in the game and eight of the starting nine scored at least once. With a trip to the College World Series on the line, the Wildcats left no doubt as to who it would be, as Arizona dismantled Texas A&M, 8-2. Sophomore Dave Crutcher struck out 12 Aggies in a complete game performance on the mound.

In Omaha, Arizona lost a game early, but never lost hope. Up 4-2 through seven innings in its first game in Omaha, UA stumbled, 7-6, in 10-innings to rival Arizona State to fall into the losers bracket.

Down, but not out, the Cats rallied after their initial loss. UA bested Oklahoma, 10-2, in game two behind a 5-for-6, two RBI, three run performance by All-American Ron Hassey. In game three, against Clemson, Arizona jumped out to an early 6-1 lead and held on for a 10-6 victory. Don Zimmerman and Pete Van Horne supplied the fireworks against the Tigers, combining for five hits, five RBIs and five runs scored.

Eastern Michigan, whom the Cats would see again in the title game was up next. Les Pearsey's three run home run in the fifth brought the Cats back from an early deficit and a five run ninth earned the Cats a 11-6 win and a chance at redemption for their lone CWS loss.

Facing the Sun Devils for the eighth time in 1976 the Wildcats, and more importantly Steve Powers, had Arizona State's number. Working a complete game, Powers surrendered only four hits and a lone unearned run in the bottom of the ninth for a 5-1 win and a berth in the fourth title-game in school history.

Facing Eastern Michigan for the second time in the series, the result was very much the same, as UA crushed the Eagles 7-1 for the national championship. Dave Stegman and Powers each had three RBIs in the game and Rob Chaulk tossed a complete game six hitter.

Designated hitter/pitcher Powers was named the World Series MVP after completing the six games 8-for-22 (.364) with six RBIs and two home runs, including a two-run shot in the championship game. He also worked 17.1 innings on the mound, including the complete game, four hitter against Arizona State in the semifinal game. He struck out 10 in two appearances.

Coach Jerry Kindall, who became the first person to both play for and coach a national championship team, was honored with the Coach of the Year Award by the ABCA, the first of three such awards that he would win during his tenure at UA.



1976 College World Series Championship Game

June 18, 1976
Omaha, Nebraska
Rosenblatt Stadium

Innings	1	2	3	4	5	6	7	8	9	R	H	E
Eastern Michigan	0	0	0	0	0	0	0	0	1	1	6	0
Arizona	0	0	1	4	1	0	0	1	x	7	14	0

Eastern Michigan (46-16)

Player	AB	R	H	RBI
Randy Brier dh	4	0	1	0
Ted Olsen lf	4	0	0	0
Glenn Gulliver ss	3	1	1	1
Jerry Keller c	4	0	0	0
Glenn Ambrose 1b	3	0	2	0
Mike Lauerman cf	4	0	0	0
Thom Boutin rf	2	0	0	0
Brian Petroff 3b	3	0	1	0
Schultz 2b	2	0	1	0
Jim Luckhart ph	1	0	0	0
Dan Carrey 2b	0	0	0	0

Arizona (56-17)

Player	AB	R	H	RBI
Don Zimmerman lf	4	2	1	0
Glenn Wendt ss	4	2	2	0
Dave Stegman cf	4	0	3	3
Ron Hassey c	4	0	2	1
Les Pearsey 2b	5	0	1	0
Peter Van Horne 1b	4	2	3	0
Ken Bolek rf	3	0	0	0
Steve Powers dh	3	1	2	3
William Simpson 3b	4	0	0	0

E - None; DP - EMU 2; Arizona 1; LOB - EMU 5; Arizona 10; 2B - Stegman; Petroff; 3B - Stegman; HR - Powers; Gulliver; SH - Bolek

Eastern Michigan

Pitcher	IP	H	R	ER	K	BB
Bob Welch	3.2	8	4	4	3	2
Bob Owchinko	4.1	6	3	3	2	3

Arizona

Pitcher	IP	H	R	ER	K	BB
Robert Chaulk	9	6	1	1	5	3

Win - Chaulk (11-2); Loss- Welch (10-2); Save- None

WP - Owchinko; PB - Hassey

Start: 7:47; Time: 2:06; Att.: 11,576

1976 Road to Omaha

Regular Season Record: 48-16


NCAA Regional at Edinburg, Texas

May 28	Pan American	W	5-0
May 29	Missouri	W	10-1
May 30	Texas A&M	W	8-2

NCAA Championships at Omaha, Neb.

June 12	Arizona State	L	6-7
June 13	Oklahoma	W	10-2
June 14	Clemson	W	10-6
June 16	Eastern Michigan	W	11-6
June 17	Arizona State	W	5-1
June 18	Eastern Michigan	W	7-1

Official souvenir program—Price \$1.00 (inc. tax) 30th Annual College World Series



Year	Champion (Record)	Score	Runner-Up
2012	ARIZONA (48-17)	4-1 (2-0 series)	South Carolina
2011	South Carolina (54-14)	5-2 (2-0 series)	Florida
2010	South Carolina (54-16)	2-1 (2-0 series)	UCLA
2009	LSU (56-17)	11-4 (2-1 series)	Texas
2008	Fresno State (47-31)	6-1 (2-1 series)	Georgia
2007	Oregon State (49-18)	9-3 (2-0 series)	North Carolina
2006	Oregon State (50-16)	3-2 (2-1 series)	North Carolina
2005	Texas (56-16)	6-2 (2-0 series)	Florida
2004	Cal St. Fullerton (47-22)	3-2 (2-0 series)	Texas
2003	Rice (58-12)	14-2 (2-1 series)	Stanford
2002	Texas (57-15)	12-6	South Carolina
2001	Miami (Fla.) (53-12)	12-1	Stanford
2000	LSU (52-17)	6-5	Stanford
1999	Miami (Fla.) (50-13)	6-5	Florida St.
1998	USC (49-17)	21-14	Arizona St.
1997	LSU (57-13)	13-6	Alabama
1996	LSU (52-15)	9-8	Miami
1995	Cal St. Fullerton (57-9)	11-5	USC
1994	Oklahoma (50-17)	13-5	Georgia Tech
1993	LSU (53-17-1)	8-0	Wichita St.
1992	Pepperdine (48-11-1)	3-2	Cal St. Fullerton
1991	LSU (55-18)	6-3	Wichita St.
1990	Georgia (52-19)	2-1	Oklahoma St.
1989	Wichita St. (68-16)	5-3	Texas
1988	Stanford (46-23)	9-4	Arizona St.
1987	Stanford (53-17)	9-5	Oklahoma St.
1986	ARIZONA (49-19)	10-2	Florida St.
1985	Miami (Fla.) (64-16)	10-6	Texas
1984	Cal St. Fullerton (66-20)	3-1	Texas
1983	Texas (66-14)	4-3	Alabama
1982	Miami (Fla.) (55-17-1)	9-3	Wichita St.
1981	Arizona St. (55-13)	7-4	Oklahoma St.
1980	ARIZONA (45-21-1)	5-3	Hawaii
1979	Cal St. Fullerton (60-14-1)	2-1	Arkansas
1978	USC (54-9)	10-3	Arizona St.
1977	Arizona St. (57-12)	2-1	South Carolina
1976	ARIZONA (56-17)	7-1	Eastern Mich.
1975	Texas (59-6)	5-1	South Carolina
1974	USC (50-20)	7-3	Miami (Fla.)
1973	USC (51-11)	4-3	Arizona St.
1972	USC (47-13-1)	1-0	Arizona St.
1971	USC (46-11)	7-2	Southern Ill.
1970	USC (45-13)	2-1 (15)	Florida St.
1969	Arizona St. (56-11)	10-1	Tulsa
1968	USC (43-12-1)	4-3	Southern Ill.
1967	Arizona St. (53-12)	11-2	Houston
1966	Ohio St. (27-6-1)	8-2	Oklahoma St.
1965	Arizona St. (54-8)	2-1	Ohio St.
1964	Minnesota (31-12)	5-1	Missouri
1963	USC (35-10)	5-2	ARIZONA
1962	Michigan (34-15)	5-4 (15)	Santa Clara
1961	USC (36-7)	1-0	Oklahoma St.
1960	Minnesota (34-7-1)	2-1 (10)	USC
1959	Oklahoma St. (27-5)	5-3	ARIZONA
1958	USC (29-3)	8-7 (12)	Missouri
1957	California (35-10)	1-0	Penn St.
1956	Minnesota (37-9)	12-1	ARIZONA
1955	Wake Forest (29-7)	7-6	Western Mich.
1954	Missouri (22-4)	4-1	Rollins
1953	Michigan (21-9)	7-5	Texas
1952	Holy Cross (21-3)	8-4	Missouri
1951	Oklahoma (19-9)	3-2	Tennessee
1950	Texas (27-6)	3-0	Washington St.
1949	Texas (23-7)	10-3	Wake Forest
1948	USC (26-4)	9-2	Yale
1947	California (31-10)	8-7	Yale

College World Series History

ALL-TIME CWS APPEARANCES

1. Texas	34
2. Miami	23
3. Arizona State	22
4. Southern California	21
Florida State	21
6. Oklahoma State	19
7. Arizona	16
Stanford	16
Cal State Fullerton	16
10. LSU	15

ALL-TIME CWS VICTORIES

1. Texas	82
2. Southern California	74
3. Arizona State	61
4. Miami	47
5. Stanford	40
6. Arizona	38
Oklahoma State	38
8. LSU	35
9. Cal State Fullerton	34
10. South Carolina	32

ALL-TIME CWS GAMES PLAYED

1. Texas	139
2. Southern California	100
3. Arizona State	97
4. Miami	85
5. Oklahoma State	74
6. Arizona	70
7. Stanford	69
8. Florida State	68
9. Cal State Fullerton	61
10. LSU	54

ALL-TIME CWS CHAMPIONSHIPS

1. Southern California	12
2. Texas	6
LSU	6
4. Arizona State	5
5. Arizona	4
Miami	4
Cal State Fullerton	4
8. Minnesota	3
9. California	2
Michigan	2
Oklahoma	2
Stanford	2
Oregon State	2
South Carolina	2

YEAR-BY-YEAR RESULTS

— 1950 —

Head Coach: Frank Sancet

28-6-1 Overall — Border Conference Champions

3/8	OAKLAND ACORN	W	7-3
3/14	OAKLAND ACORN	Tie	14-14
3/17	UCLA	W	21-10
3/18	UCLA	W	10-7
3/20	COLORADO	W	15-8
3/21	COLORADO	L	13-15
3/23	COLORADO	W	9-2
3/27	ALBUQUERQUE DUKES	W	9-2
	ALBUQUERQUE DUKES	W	8-3
4/3	NEW MEXICO	W	9-4
4/4	NEW MEXICO	W	28-2
4/8	at San Diego St.	W	14-0
4/10	at San Diego St.	L	2-3
4/10	at San Diego St.	W	5-2
4/11	at Camp Pendleton	W	19-7
4/12	at UCLA	W	7-2
4/19	ARIZONA ST.	W	7-0
4/19	ARIZONA ST.	W	11-4
4/30	WILLIAMS FIELD	W	13-3
4/21	SAN DIEGO MARINES	W	5-4
4/22	SAN DIEGO MARINES	W	13-3
4/25	at Arizona St.	W	9-2
4/25	at Arizona St.	W	3-0
4/26	Williams Field	W	19-5
4/28	Camp Pendleton	W	3-0
5/9	Hardin-Simmons	W	19-3
5/10	Hardin-Simmons	W	12-4
5/15	Nat'l Univ. of Mexico	W	17-1
5/16	Nat'l Univ. of Mexico	W	16-2
5/17	Nat'l Univ. of Mexico	W	14-7
5/28	Casa Grande Apos	L	14-16
5/30	Cocio-Estrada	L	10-12

District 6 Playoffs — Austin, Texas			
6/5	at Texas	W	5-4
6/6	at Texas	L	8-9
6/7	at Texas	L	3-7

— 1951 —

Head Coach: Frank Sancet

28-4 Overall

3/17	SAN DIEGO ST.	W	23-5
3/19	COLORADO	W	31-11
3/20	COLORADO	W	10-3
3/21	COLORADO	W	10-4
3/23	at UCLA	W	11-8
3/24	at UCLA	W	8-5
3/26	at Pacific	L	3-10
3/27	at Pacific	W	5-2
3/28	at San Jose St.	W	9-5
3/29	at San Jose St.	W	4-2
3/30	at San Francisco	W	7-2
3/31	at California	W	3-1
4/6	ARIZONA ST.	W	11-2
4/6	ARIZONA ST.	W	10-0
4/9	at Davis-Monthan	W	14-0
4/13	DAVIS-MONTHAN	W	10-0
4/18	NEW MEXICO	W	18-3
4/19	NEW MEXICO	W	10-2
4/21	SAN DIEGO MARINES	W	7-6
4/21	SAN DIEGO MARINES	W	6-0
4/26	CAMP PENDLETON	W	11-5
4/28	at Arizona St.	W	4-3
4/28	at Arizona St.	W	5-4
4/30	at New Mexico	W	14-13
5/1	at New Mexico	W	30-9
5/7	WILLIAMS AFB	W	15-0
5/8	DAVIS-MONTHAN	W	8-1
5/11	USC	L	2-7
5/12	USC	W	9-2

NCAA District 6 Playoffs — Tucson, Ariz.			
5/23	TEXAS A&M	L	4-5
5/24	TEXAS A&M	W	21-4
5/25	TEXAS A&M	L	2-14

— 1952 —

Head Coach: Frank Sancet

22-14 Overall

3/13	NAVAL TR. CENTER	L	5-11
3/14	NAVAL TR. CENTER	L	3-9
3/18	UTAH	W	9-5
3/19	UTAH	W	12-9
3/20	UTAH	W	24-10
3/21	UCLA	W	22-15
3/22	UCLA	W	6-3
3/29	ARIZONA ST.	W	10-2
3/29	ARIZONA ST.	W	12-0
	Nellis AFB	W	5-4
	Nellis AFB	W	16-3
	IOWA	W	3-0
	IOWA	W	11-4
	IOWA	L	6-8
	IOWA	W	4-3
	IOWA	W	3-2
	IOWA	W	8-7
	USC	L	4-6
	San Diego St.	L	3-9
	U.S. Navy Tr. Center	L	1-11
	Marine Rec. Dep.	L	1-8
	Camp Pendleton	L	2-3
	U.S. Navy Tr. Center	L	2-12
	Camp Pendleton	W	8-6
	Camp Pendleton	L	2-8
	Arizona St.	W	12-2
	Arizona St.	W	12-4

5/5	at Nogales Internationals	W	5-0
	Marine Rec. Dep.	L	4-7
	Marine Rec. Dep.	L	7-8
	Marana Independents	W	23-1
	Davis-Monthan	W	8-5
	COORS INDEPENDENTS	W	8-3
5/30	District 6 Playoffs — Austin, Texas		
6/5	at Texas	L	1-3
6/6	at Texas	W	1-0
6/7	at Texas	L	8-15

— 1953 —

Head Coach: Frank Sancet

21-16 Overall

3/11	DAVIS-MONTHAN	W	6-0
3/14	DAVIS-MONTHAN	W	7-6
3/16	NAVAL TR. CENTER	L	3-4
3/17	NAVAL TR. CENTER	L	5-11
3/21	at Arizona St.	W	13-2
3/21	at Arizona St.	W	7-0
3/23	UTAH	W	19-0
3/24	UTAH	W	14-2
3/25	UTAH	W	10-2
3/28	SAN DIEGO ST.	W	14-3
3/30	IOWA	W	10-9
3/31	IOWA	W	5-4
4/1	IOWA	W	10-7
4/3	IOWA	L	12-14
4/4	IOWA	W	7-6
4/4	IOWA	L	3-7
4/6	at USC	L	4-5
4/8	at UCLA	L	2-3
4/8	at UCLA	W	4-3
4/9	at USC	W	3-2
4/10	at U.S. Naval Tr. Center	L	2-4
4/11	at U.S. Naval Tr. Center	W	14-3
	DAVIS-MONTHAN	L	4-5
4/16	SAN DIEGO MARINES	L	3-10
4/19	SAN DIEGO MARINES	W	25-13
4/20	A.F. PACIFIC FLEET	L	1-2
4/21	A.F. PACIFIC FLEET	L	1-8
4/23	CAMP PENDLETON	L	10-15
4/24	CAMP PENDLETON	W	11-10
4/27	CALIFORNIA	W	9-5
4/28	CALIFORNIA	L	10-12
5/2	ARIZONA ST.	W	25-8
5/2	ARIZONA ST.	W	14-4
5/5	at Nogales Internationals	L	7-8
	District 6 Playoffs — Tucson, Ariz.		
6/3	TEXAS	L	6-7
6/4	TEXAS	W	4-3
6/5	TEXAS	L	3-5

— 1954 —

Head Coach: Frank Sancet

40-9 Overall

3/1	SUL ROSS	W	11-4
3/2	SUL ROSS	L	2-4
3/5	UCLA	W	12-1
3/6	UCLA	W	15-3
3/13	LUKE AFB	W	16-0
3/13	LUKE AFB	W	16-3
3/17	DAVIS-MONTHAN	W	16-0
3/19	at New Mexico St.	W	16-0
3/20	at New Mexico St.	W	30-1
3/25	UTAH	W	10-2
3/25	UTAH	W	6-5
3/26	UTAH	L	4-12
	UTAH	W	10-1
	DAVIS-MONTHAN	W	2-1
4/1	CAMP PENDLETON	L	10-14
4/2	CAMP PENDLETON	W	25-5
4/3	LUKE AFB	W	7-6
4/3	LUKE AFB	W	7-3
4/5	WYOMING	W	12-7
4/6	WYOMING	W	21-3
4/7	WYOMING	W	7-0
4/8	SAN DIEGO NAS	L	5-15
4/9	PACIFIC	W	25-5
4/10	PACIFIC	W	8-1
4/12	IOWA	W	4-3
4/13	IOWA	L	2-3
4/14	IOWA	W	6-5
4/16	IOWA	W	17-9
4/17	IOWA	W	6-5
4/17	IOWA	L	1-13
4/19	at Pepperdine	W	15-4
4/20	at UCLA	W	2-1
4/21	at San Diego St.	W	3-1
4/22	Marine Rec. Dep.	L	2-3
4/23	Naval Air Skyriders	W	9-4
4/24	Naval Train. Cent.	W	2-1
	Naval Train. Cent.	W	6-4
4/29	Naval Train. Cent.	W	16-5
4/30	Marine Rec. Dep.	W	8-7
5/1	Marine Rec. Dep.	W	11-4
5/3	DAVIS-MONTHAN	W	12-4
5/11	DAVIS-MONTHAN	W	10-7
5/11	DAVIS-MONTHAN	W	4-3
	District 7 Playoffs — Greeley, Colo., and Laramie, Wyo.		
6/4	at Northern Colorado	W	8-2
6/5	at Wyoming	W	16-9
6/7	at Northern Colorado	W	8-5
	College World Series — Omaha, Neb.		
6/10	Oregon	W	12-1
6/11	Michigan St.	L	1-2
6/12	Oklahoma St.	L	4-5

— 1955 —

Head Coach: Frank Sancet

41-8 Overall

3/5	DARR AERO TECH	W	12-3
3/11	SUL ROSS	W	7-4
3/12	SUL ROSS	W	23-1
3/17	CAMP PENDLETON	W	11-5
3/18	CAMP PENDLETON	W	7-6
3/19	PEPPERDINE	W	15-12
3/21	UTAH	W	14-2
3/22	UTAH	W	3-2
3/23	UTAH	W	13-6
3/24	UTAH	W	13-4
3/25	UTAH	W	5-4
3/28	WYOMING	W	8-4
3/29	WYOMING	L	5-15
3/30	WYOMING	W	9-0
4/1	NEW MEXICO ST.	W	29-3
4/2	NEW MEXICO ST.	W	11-1
4/4	IOWA	W	6-5
4/5	IOWA	W	27-7
4/6	IOWA	W	3-2
4/7	IOWA	W	7-6
4/9	IOWA	L	17-18
4/9	IOWA	W	4-1
4/11	at Pepperdine	W	7-5
4/12	at UCLA	L	2-9
4/12	at Fresno St.	L	2-4
4/13	at Fresno St.	W	6-2
4/15	at College of Pacific	W	7-4
4/16	at College of Pacific	W	13-4
4/20	DAVIS-MONTHAN	W	25-3
4/23	at Arizona St.	W	8-3
4/23	at Arizona St.	W	4-0
4/26	DAVIS-MONTHAN	W	2-1
4/28	SAN DIEGO N.T.C.	W	18-0
4/29	SAN DIEGO N.T.C.	L	5-6
4/30	SAN DIEGO N.T.C.	W	8-2
5/2	SAN DIEGO N.T.C.	W	5-4
5/3	SAN DIEGO N.T.C.	W	7-0
5/4	SAN DIEGO N.T.C.	W	12-4
5/6	ARIZONA ST.	W	4-1
5/6	ARIZONA ST.	W	5-0
5/10	DAVIS-MONTHAN	W	9-2
5/15	HAYDEN	W	15-8
	District 6 Playoffs — College Station, Texas		
5/30	at Texas A&M	W	6-2
5/31	at Texas A&M	L	0-5
6/1	at Texas A&M	W	2-1
	NCAA College World Series — Omaha, Neb.		
6/10	Western Michigan	L	1-4
6/11	Springfield	W	6-0
6/13	Northern Colorado	W	20-0
6/14	Oklahoma St.	L	4-5

— 1956 —

Head Coach: Frank Sancet

49-8 Overall

3/5	SUL ROSS	W	3-2
3/6	SUL ROSS	W	8-1
3/8	CAMP PENDLETON	W	10-2
3/9	CAMP PENDLETON	W	18-6
3/11	NAVAL TR. CENTER	W	16-0
3/12	NAVAL TR. CENTER	W	11-7
3/16	PEPPERDINE	W	21-2
3/17	PEPPERDINE	W	9-1
3/19	UTAH	W	18-8
3/20	UTAH	W	8-2
3/21	UTAH	W	10-2
3/22	UTAH	W	5-0
3/23	UTAH	W	14-2
3/23	UTAH	W	14-1
3/24	UTAH ST.	W	16-5
3/26	IOWA	W	13-7
3/27	IOWA	W	20-0
3/28	IOWA	W	8-7
3/29	IOWA	W	5-3
3/30	IOWA	W	4-2
3/31	IOWA	W	5-2
4/2	at Pepperdine	W	8-5
4/3	at UCLA	W	4-3
4/4	at Fresno St.	W	10-4
4/6	at Camp Pendleton	W	9-4
4/7	at Naval Train. Cent.	L	3-7
4/9	WYOMING	W	10-5
4/10	WYOMING	W	15-4
4/11	WYOMING	W	17-2
4/13	SAN DIEGO ST.	W	5-2
4/14	SAN DIEGO ST.	L	5-7
4/16	FORT BLISS	L	2-5
4/17	FORT BLISS	W	15-3
4/18	FORT BLISS	L	2-8
4/19	NAVAL AIR STATION	L	5-7
4/20	NAVAL AIR STATION	W	4-0
4/21	at Arizona St.	W	4-1
4/21	at Arizona St.	W	7-0
4/23	WHITE SANDS	W	9-4
4/24	WHITE SANDS	W	9-7
4/25	WHITE SANDS	W	10-1
4/27	UCLA	W	10-0
4/28	UCLA	W	10-0
5/1	DAVIS-MONTHAN	W	12-11
5/3	DAVIS-MONTHAN	W	20-7
5/5	ARIZONA ST.	W	10-3
5/5	ARIZONA ST.	W	6-0
5/8	DAVIS-MONTHAN	L	0-4
5/8	DAVIS-MONTHAN	W	18-5

NCAA District 6 — Tucson, Ariz.

5/21	TEXAS CHRISTIAN	W	7-5
5/22	TEXAS CHRISTIAN	W	8-2
NCAA College World Series – Omaha, Neb.			
6/9	NYU	W	3-0
6/10	Minnesota	L	1-3
6/11	New Hampshire	W	1-0
6/12	Mississippi	W	7-3
6/13	Minnesota	W	10-4
6/14	Minnesota	L	1-12

5/12	DAVIS-MONTHAN	W	18-2
5/13	DAVIS-MONTHAN	W	17-3
5/15	AEPG FT. HUACHUCA	W	13-8
5/17	CASA GRANDE	L	4-9
NCAA District 6 Playoffs – Tucson, Ariz.			
6/5	TEXAS	L	3-14
6/6	TEXAS	W	16-4
6/7	TEXAS	W	5-2
NCAA College World Series – Omaha, Neb.			
6/14	Clemson	L	1-4
6/15	USC	L	0-4

— 1959 —

Head Coach: Frank Sancet
39-10-2 Overall

3/6	UCLA	W	17-3
3/7	UCLA	W	18-6
3/7	UCLA	L	6-7
3/9	NEW MEXICO	W	15-4
3/10	NEW MEXICO	W	21-5
3/13	PEPPERDINE	W	6-3
3/14	PEPPERDINE	W	13-5
3/17	COLORADO ST.	W	6-4
3/18	COLORADO ST.	W	18-3
3/20	NRTHRN COLORADO	W	6-4
3/21	NRTHRN COLORADO	L	2-6
3/21	NRTHRN COLORADO	W	5-1
3/23	IOWA	Tie	6-6
3/24	IOWA	L	9-12
3/25	IOWA	W	12-3
3/26	IOWA	W	9-4
3/28	IOWA	W	7-6
3/28	IOWA	L	4-9
3/30	at USC	Tie	6-6
3/31	at UCLA	W	3-1
4/1	at CS Los Angeles	W	10-4
4/2	at CS Los Angeles	W	10-3
4/3	at Pepperdine	W	8-4
4/4	at Pepperdine	W	8-4
4/7	NAU	W	7-4
4/8	NAU	W	21-1
4/11	ARIZONA ST.	W	10-1
4/11	ARIZONA ST.	W	6-3
4/15	DAVIS-MONTHAN	W	13-0
4/17	SUL ROSS	W	4-1
4/18	SUL ROSS	W	11-5
4/18	SUL ROSS	W	6-1
4/20	SAN DIEGO MARINES	W	6-3
4/21	SAN DIEGO MARINES	L	3-4
4/23	NEW MEXICO ST.	W	12-8
4/25	AIR FORCE	W	13-0
4/25	AIR FORCE	W	23-2
4/28	CAMP PENDLETON	W	8-3
4/29	CAMP PENDLETON	W	12-1
5/2	at Arizona St.	L	2-3
5/2	at Arizona St.	W	9-1
5/7	CASA GRANDE	L	6-9
5/12	DAVIS-MONTHAN	W	25-1
5/15	CASA GRANDE	L	8-9
District 6 Playoffs – College Station, Texas			
6/1	Texas A&M	W	1-0
6/2	Texas A&M	W	1-0
NCAA College World Series – Omaha, Neb.			
6/13	Clemson	W	3-2
6/14	Fresno St.	W	5-1
6/16	Oklahoma St.	W	5-3
6/17	Fresno St.	L	0-2
6/19	Oklahoma St.	L	3-5

— 1960 —

Head Coach: Frank Sancet
43-9 Overall

3/7	NEW MEXICO	W	8-0
3/8	NEW MEXICO	W	9-0
3/11	PEPPERDINE	W	8-3
3/12	PEPPERDINE	W	18-4
3/12	PEPPERDINE	L	0-2
3/14	COLORADO ST.	W	13-4
3/15	COLORADO ST.	W	10-0
3/18	NRTHRN COLORADO	W	8-3
3/19	NRTHRN COLORADO	W	8-5
3/19	NRTHRN COLORADO	W	1-0
3/21	UTAH	W	12-2
3/22	UTAH	W	13-2
3/25	CS LOS ANGELES	W	12-8
3/26	CS LOS ANGELES	L	3-9
3/26	CS LOS ANGELES	W	4-1
3/28	SAN DIEGO MARINES	W	6-11
3/29	SAN DIEGO MARINES	W	13-11
3/30	MICHIGAN	W	12-9
3/31	MICHIGAN	L	9-11
4/1	WYOMING	W	15-3
4/2	WYOMING	W	15-1
4/2	WYOMING	W	18-2
4/4	SUL ROSS	W	15-6
4/5	SUL ROSS	W	16-5
4/8	AIR FORCE	W	13-1
4/9	AIR FORCE	W	19-7
4/9	AIR FORCE	W	4-0
4/11	IOWA	W	11-5
4/12	IOWA	W	18-6
4/13	IOWA	W	23-6
4/13	IOWA	W	15-1
4/14	IOWA	W	7-5
4/16	IOWA	W	10-5
4/19	at Wyoming	L	9-10
4/20	at Wyoming	W	10-7
4/21	at Colorado St.	W	13-8

4/22	at Air Force	W	16-2
4/23	at Air Force	W	9-4
4/25	at New Mexico	W	16-0
4/26	at New Mexico	W	7-4
4/30	at Arizona St.	L	3-7
4/30	at Arizona St.	L	0-3
5/2	NAU	W	11-1
5/7	ARIZONA ST.	W	6-2
5/7	ARIZONA ST.	W	7-6
District 6 Playoffs – Tucson, Ariz.			
6/2	HOUSTON	W	4-3
6/3	HOUSTON	W	6-4
6/4	HOUSTON	W	5-1
NCAA College World Series – Omaha, Neb.			
6/10	Oklahoma St.	W	2-1
6/15	Minnesota	L	5-8
6/17	St. John's	W	11-4
6/18	USC	L	1-13

— 1961 —

Head Coach: Frank Sancet
41-9 Overall

3/3	LONG BEACH ST.	W	12-2
3/4	LONG BEACH ST.	W	6-4
3/4	LONG BEACH ST.	W	9-4
3/6	NEW MEXICO	W	13-2
3/7	NEW MEXICO	W	15-4
3/9	PEPPERDINE	W	12-2
3/10	PEPPERDINE	L	4-6
3/11	CS LOS ANGELES	W	16-3
3/11	CS LOS ANGELES	W	15-5
3/17	NRTHRN COLORADO	W	7-2
3/18	NRTHRN COLORADO	W	2-0
3/18	NRTHRN COLORADO	W	11-3
3/20	UTAH	W	18-2
3/21	UTAH	W	15-1
3/22	UTAH	W	7-2
3/23	UTAH	W	9-1
3/24	SAN DIEGO ST.	W	9-8
3/25	SAN DIEGO ST.	W	10-5
3/25	SAN DIEGO ST.	W	5-2
3/26	IOWA	W	8-3
3/28	IOWA	W	13-12
3/30	IOWA	W	15-0
3/31	IOWA	W	6-4
4/1	IOWA	W	11-7
4/1	IOWA	W	6-5
4/3	at CS Los Angeles	W	7-2
4/3	at CS Los Angeles	L	3-4
4/4	at USC	W	8-0
4/5	at UCLA	L	1-3
4/7	NOTRE DAME	W	5-3
4/8	NOTRE DAME	W	12-4
4/8	NOTRE DAME	W	6-1
4/14	FRESNO ST.	W	11-10
4/15	FRESNO ST.	L	4-5
4/15	FRESNO ST.	L	2-9
4/17	NAU	W	16-1
4/18	NAU	W	5-1
4/21	CAL POLY POMONA	W	9-0
4/22	CAL POLY POMONA	L	3-4
4/22	CAL POLY POMONA	W	16-1
4/29	ARIZONA ST.	W	10-2
4/29	ARIZONA ST.	W	7-2
5/6	at Arizona St.	L	10-12
5/6	at Arizona St.	W	3-1
5/11	SUL ROSS	W	11-3
5/12	SUL ROSS	W	3-2
5/19	NEW MEXICO ST.	W	19-0
5/20	NEW MEXICO ST.	W	14-2
District 6 Playoffs – Austin, Texas			
6/5	at Texas	L	2-8
6/6	at Texas	L	4-5

— 1962 —

Head Coach: Frank Sancet
40-8-2 Overall

3/2	UCLA	W	11-4
3/3	UCLA	L	3-8
3/3	UCLA	Tie	5-5
3/9	FRESNO ST.	W	4-2
3/9	FRESNO ST.	W	9-5
3/10	FRESNO ST.	W	5-2
3/16	NRTHRN COLORADO	W	11-5
3/17	NRTHRN COLORADO	W	14-8
3/17	NRTHRN COLORADO	W	4-2
3/19	OREGON	Tie	5-5
3/20	OREGON	W	7-0
3/21	OREGON	W	7-5
3/22	OREGON	W	11-7
3/23	UTAH	W	12-5
3/24	UTAH	W	14-0
3/24	UTAH	W	7-1
3/26	NAU	W	8-1
3/27	NAU	W	11-4
3/30	at Arizona St.	W	4-1
3/31	at Arizona St.	W	3-2
3/31	at Arizona St.	L	2-7
4/2	WYOMING	W	10-1
4/3	WYOMING	W	5-0
4/4	WYOMING	W	14-4
4/6	MICHIGAN	W	2-1
4/7	MICHIGAN	W	9-3
4/7	MICHIGAN	W	6-2
4/9	SUL ROSS	W	22-10
4/10	SUL ROSS	W	13-11
4/13	CAL POLY POMONA	W	14-1
4/14	CAL POLY POMONA	L	8-10

4/14	CAL POLY POMONA	W	3-2
4/16	CALIFORNIA	W	4-3
4/17	CALIFORNIA	W	6-1
4/18	CALIFORNIA	W	7-6
4/19	CALIFORNIA	W	4-3
4/21	CALIFORNIA	W	4-3
4/21	CALIFORNIA	W	11-0
4/23	at Long Beach St.	W	9-7
4/24	at UCLA	W	7-1
4/25	at CS Los Angeles	W	6-0
4/26	at Cal Poly Pomona	W	10-3
4/27	at Cal Poly Pomona	W	6-3
5/4	ARIZONA ST.	W	6-2
5/5	ARIZONA ST.	L	1-5
5/5	ARIZONA ST.	L	7-20
5/10	CS LOS ANGELES	L	9-12
5/11	CS LOS ANGELES	W	1-0
NCAA District 6 Playoffs – Tucson, Ariz.			
5/17	TEXAS	L	0-1
5/18	TEXAS	L	4-7

— 1963 —

Head Coach: Frank Sancet
39-17 Overall, 8-4 WAC South – 1st

3/1	LONG BEACH ST.	W	8-2
3/2	LONG BEACH ST.	W	17-7
3/2	LONG BEACH ST.	W	7-6
3/8	UCLA	W	7-3
3/9	UCLA	L	9-10
3/15	NRTHRN COLORADO	W	9-7
3/16	NRTHRN COLORADO	W	9-8
3/18	OREGON ST.	L	4-7
3/19	OREGON ST.	L	3-4
3/20	OREGON ST.	W	3-2
3/21	UTAH	W	9-2
3/22	UTAH	W	10-1
3/23	UTAH	W	13-1
3/23	UTAH	W	8-0
3/25	OKLAHOMA	W	10-7
3/26	OKLAHOMA	L	5-9
3/29	SUL ROSS	W	9-4
3/30	SUL ROSS	L	0-12
4/1	WYOMING	L	0-3
4/2	Wyoming ^	W	8-1
4/3	WYOMING	W	14-4
4/5	ARIZONA ST.	W	6-2
4/6	ARIZONA ST.	W	9-8
4/6	ARIZONA ST.	L	0-2
4/8	MICHIGAN	L	3-9
4/9	MICHIGAN	L	4-6
4/10	MICHIGAN	W	11-4
4/11	MICHIGAN	W	16-0
4/13	MICHIGAN	W	6-4
4/13	MICHIGAN	L	3-11
4/19	NEW MEXICO	W	9-2
4/20	NEW MEXICO	W	8-0
4/21	NEW MEXICO	W	6-2
4/22	NAU	L	0-3
4/23	NAU	W	7-3
4/27	at UCLA	L	1-6
4/29	at CS Los Angeles	W	3-2
5/3	at Arizona St.	L	2-3
5/4	at Arizona St.	W	3-2
5/4	at Arizona St.	W	9-5
4/9	CS LOS ANGELES	W	8-5
4/10	CS LOS ANGELES	W	5-3
5/17	at New Mexico	L	3-12
5/18	at New Mexico	W	18-7
5/18	at New Mexico	L	2-3
WAC Playoffs – Tucson, Ariz.			
5/24	BRIGHAM YOUNG	W	6-3
5/25	BRIGHAM YOUNG	W	5-0
District 7 Championships – Tucson, Ariz.			
5/31	NRTHRN COLORADO	W	13-0
6/1	NRTHRN COLORADO	W	10-0
6/1	NRTHRN COLORADO	W	14-10
NCAA College World Series – Omaha, Neb.			
6/10	Penn St.	W	8-1
6/11	Florida St.	W	4-3
6/12	Missouri	W	6-4
6/13	Texas	W	10-8
6/14	USC	L	4-6
6/16	USC	L	2-5
^ = Nogales, Ariz.			

— 1964 —

Head Coach: Frank Sancet
31-13-1 Overall, 7-5 WAC South – 2nd

2/28	CAL POLY POMONA	L	5-6
2/29	CAL POLY POMONA	L	7-9
2/29	CAL POLY POMONA	W	10-5
3/6	LONG BEACH ST.	W	20-2
3/7	LONG BEACH ST.	W	9-6
3/7	LONG BEACH ST.	L	0-6
3/13	UCLA	L	0-12
3/14	UCLA	W	10-9
3/14	UCLA	L	3-4
3/19	COLORADO ST.	W	12-2
3/20	MICHIGAN	W	6-5
3/21	MICHIGAN	W	3-2
3/21	MICHIGAN	W	10-2
3/23	IOWA	Tie	7-7
3/24	IOWA	L	0-5
3/25	IOWA	W	9-8
3/26	IOWA	L	6-14
3/28	IOWA	W	10-3
3/28	IOWA	W	4-0
3/30	WYOMING	W	7-0

3/31	WYOMING	W	2-1
4/1	WYOMING	W	7-5
4/2	WISCONSIN	L	14-17
4/3	WISCONSIN	W	5-2
4/10	at Arizona St.	L	3-5
4/11	at Arizona St.	L	9-17
4/11	at Arizona St.	L	4-9
4/14	SUL ROSS	W	5-4
4/15	SUL ROSS	W	10-9
4/17	at New Mexico	W	10-4
4/18	at New Mexico	W	21-4
4/18	at New Mexico	W	11-4
4/24	UTEP	W	6-1
4/25	UTEP	W	26-1
4/25	UTEP	W	3-0
4/27	NAU	W	6-0
4/28	NAU	W	3-1
5/1	ARIZONA ST.	W	1-0
5/2	ARIZONA ST.	L	2-3
5/2	ARIZONA ST.	L	5-6
5/7	NEW MEXICO ST.	W	2-1
5/8	NEW MEXICO ST.	W	12-2
5/15	NEW MEXICO	W	5-2
5/16	NEW MEXICO	W	5-3
5/16	NEW MEXICO	W	8-2

YEAR-BY-YEAR RESULTS

4/2	MICHIGAN	L	5-6
4/4	IOWA	W	7-2
4/5	IOWA	L	5-6
4/6	IOWA	W	6-1
4/7	IOWA	W	6-4
4/9	IOWA	W	8-4
4/9	IOWA	W	18-4
4/15	at Arizona St.	L	3-7
4/16	at Arizona St.	W	4-1
4/16	at Arizona St.	L	5-13
4/22	at New Mexico	W	6-5
4/23	at New Mexico	W	10-4
4/23	at New Mexico	L	3-4
4/25	SUL ROSS	L	8-9
4/26	SUL ROSS	W	11-3
4/29	NAU	W	9-3
4/30	NAU	W	10-5
5/6	NEW MEXICO	W	13-3
5/7	NEW MEXICO	W	18-2
5/7	NEW MEXICO	W	18-1
5/13	ARIZONA ST.	W	1-0
5/14	ARIZONA ST.	L	4-5
5/14	ARIZONA ST.	W	6-1
WAC Championships – Laramie, Wyo.			
5/28	at Wyoming	W	10-2
5/27	at Wyoming	W	4-2
NCAA District 7 – Tucson Ariz.			
6/3	IDAHO	W	3-2
6/4	IDAHO	W	8-5
NCAA College World Series – Omaha, Neb.			
6/13	Texas	L	1-5
6/14	Northeastern	W	8-1
6/15	USC	L	4-8

— 1967 —

Head Coach: Frank Sancet

35-15 overall, 7-6 WAC South – 2nd

2/24	CAL POLY POMONA	W	8-7
2/25	CAL POLY POMONA	L	1-3
2/25	CAL POLY POMONA	W	4-2
3/3	PEPPERDINE	W	3-1
3/4	PEPPERDINE	W	5-4
3/4	PEPPERDINE	W	5-1
3/10	UCLA	L	2-3
3/11	UCLA	L	7-8
3/11	UCLA	W	6-2
3/17	CHAPMAN	W	12-4
3/17	SANTA CLARA	W	5-3
3/18	CHAPMAN	L	4-5
3/20	MICHIGAN	W	21-2
3/21	MICHIGAN	W	2-0
3/22	MICHIGAN	W	6-5
3/23	MICHIGAN	W	12-8
3/25	MICHIGAN	L	1-7
3/25	MICHIGAN	L	3-5
3/27	COLORADO	W	10-2
3/28	IOWA	W	8-3
3/29	COLORADO	W	8-2
3/30	IOWA	W	9-3
3/31	IOWA	W	8-5
4/1	IOWA	W	7-6
4/3	WYOMING	W	1-0
4/4	WYOMING	W	15-0
4/5	WYOMING	W	10-1
4/7	USC	W	3-2
4/8	USC	L	0-3
4/8	USC	L	2-4
4/14	ARIZONA ST.	W	3-2
4/15	ARIZONA ST.	W	6-0
4/15	ARIZONA ST.	L	0-3
4/18	GRAND CANYON	W	14-8
4/21	NEW MEXICO	L	3-6
4/22	NEW MEXICO	W	10-3
4/22	NEW MEXICO	W	10-1
4/28	NAU	W	4-2
4/29	NAU	W	12-0
5/2	at Grand Canyon	L	1-3
5/5	at New Mexico	W	15-3
5/6	at New Mexico	L	1-3
5/6	at New Mexico	W	2-0
5/12	ALBUQUERQUE	W	6-0
5/13	ALBUQUERQUE	W	8-5
5/13	ALBUQUERQUE	W	9-0
5/19	at Arizona St.	L	0-3
5/20	at Arizona St.	L	0-3
5/20	at Arizona St.	L	2-3

— 1968 —

Head Coach: Frank Sancet

34-17 overall, 6-6 WAC South – 1st

3/8	PACIFIC	W	5-2
3/9	PACIFIC	W	2-0
3/11	UTEP	W	8-0
3/12	UTEP	W	5-0
3/12	UTEP	W	14-5
3/15	SAN DIEGO ST.	W	8-0
3/16	SAN DIEGO ST.	L	3-10
3/16	SAN DIEGO ST.	L	1-2
3/21	SOUTHERN ILLINOIS	W	6-3
3/22	SOUTHERN ILLINOIS	L	2-4
3/23	SOUTHERN ILLINOIS	L	4-6
3/23	SOUTHERN ILLINOIS	W	7-6
3/25	OKLAHOMA	L	5-7
3/26	OKLAHOMA	W	9-6
3/26	OKLAHOMA	W	15-1
3/27	MICHIGAN	W	6-3
3/28	MICHIGAN	W	8-4
3/29	MICHIGAN	W	3-2

3/30	MICHIGAN	W	9-1
3/20	MICHIGAN	L	1-6
4/1	WYOMING	W	7-3
4/2	WYOMING	L	0-2
4/3	WYOMING	W	3-1
4/6	AIR FORCE	W	9-3
4/6	AIR FORCE	L	3-5
4/11	IOWA	W	4-3
4/13	IOWA	W	6-1
4/13	IOWA	L	4-6
4/15	IOWA	W	21-2
4/17	IOWA	W	9-6
4/19	at New Mexico	L	0-3
4/20	at New Mexico	L	3-5
4/20	at New Mexico	L	2-3
4/23	at Grand Canyon	W	3-2
4/25	GRAND CANYON	W	10-9
4/26	NAU	W	4-2
4/27	NAU	W	19-1
4/27	NAU	W	9-6
5/3	at Arizona St.	L	1-2
5/4	at Arizona St.	W	5-4
5/4	at Arizona St.	L	1-4
5/10	NEW MEXICO	W	8-1
5/11	NEW MEXICO	W	6-2
5/11	NEW MEXICO	W	12-2
5/17	ARIZONA ST.	W	6-1
5/18	ARIZONA ST.	W	8-2
5/18	ARIZONA ST.	L	1-6
WAC Championships – Provo, Utah			
5/24	at Brigham Young	L	6-10
5/25	at Brigham Young	W	7-6
5/25	at Brigham Young	L	3-5

— 1969 —

Head Coach: Frank Sancet

37-10 overall, 10-8 WAC South – 2nd

2/28	CAL POLY POMONA	W	9-3
3/1	CAL POLY POMONA	W	4-1
3/1	CAL POLY POMONA	W	16-3
3/7	ALBUQUERQUE	W	8-2
3/8	ALBUQUERQUE	W	3-0
3/8	ALBUQUERQUE	W	9-3
3/14	SAN DIEGO ST.	W	6-1
3/15	SAN DIEGO ST.	W	5-3
3/15	SAN DIEGO ST.	L	6-7
3/20	OHIO ST.	W	8-0
22	OHIO ST.	W	7-2
3/24	CAL POLY SLO	W	11-3
3/25	CAL POLY SLO	W	9-1
3/26	MICHIGAN	W	8-2
3/27	MICHIGAN	W	8-3
3/28	MICHIGAN	W	14-0
3/29	MICHIGAN	W	4-3
3/29	MICHIGAN	L	5-6
4/3	IOWA	W	4-3
4/3	IOWA	W	13-3
4/5	IOWA	W	7-1
4/5	IOWA	W	1-0
4/7	IOWA	W	11-3
4/8	IOWA	W	12-2
4/9	IOWA	W	8-3
4/11	ARIZONA ST.	L	3-4
4/12	ARIZONA ST.	L	7-11
4/12	ARIZONA ST.	W	5-4
4/15	NAU	W	6-3
4/18	NEW MEXICO	L	2-4
4/19	NEW MEXICO	W	16-3
4/19	NEW MEXICO	W	6-4
4/22	NAU	W	7-6
4/25	at UTEP	W	8-4
4/26	at UTEP	W	8-5
4/26	at UTEP	W	6-4
4/29	GRAND CANYON	W	4-3
5/2	at Arizona St.	W	2-0
5/3	at Arizona St.	L	0-11
5/3	at Arizona St.	L	0-5
5/9	at New Mexico	L	2-3
5/10	at New Mexico	L	2-4
5/10	at New Mexico	W	1-0
5/13	at Grand Canyon	W	2-0
5/16	UTEP	W	7-4
5/17	UTEP	L	2-3
5/17	UTEP	W	4-0

— 1970 —

Head Coach: Frank Sancet

44-8 Overall, 11-7 WAC South – 1st

2/27	CAL POLY POMONA	W	5-1
2/28	CAL POLY POMONA	W	5-4
2/28	CAL POLY POMONA	W	4-2
3/2	SAN DIEGO ST.	L	5-8
3/3	SAN DIEGO ST.	W	3-2
3/9	CS NORTHBRIDGE	W	5-4
3/10	CS NORTHBRIDGE	L	1-2
3/11	TCU	L	3-4
3/12	TCU	W	7-6
3/13	TCU	W	9-6
3/14	TCU	W	5-2
3/14	TCU	W	4-3
3/16	WEBER ST.	W	25-6
3/17	WEBER ST.	W	10-7
3/18	WEBER ST.	L	1-4
3/18	WEBER ST.	W	25-3
3/20	MICHIGAN	W	6-5
3/21	MICHIGAN	W	5-1
3/21	MICHIGAN	W	8-7
3/23	MICHIGAN	W	10-2

3/23	MICHIGAN	L	4-12
3/24	MICHIGAN	W	16-7
3/25	MICHIGAN	L	5-9
3/26	MICHIGAN	W	8-5
3/28	IOWA	W	20-7
3/28	IOWA	L	4-8
3/30	IOWA	W	11-5
3/31	TULSA	W	11-1
4/1	IOWA	W	5-2
4/2	IOWA	W	6-2
4/3	IOWA	W	7-6
4/4	IOWA	W	5-1
4/4	IOWA	W	15-4
4/10	at UTEP	W	5-3
4/11	at UTEP	W	6-5
4/11	at UTEP	L	7-8
4/14	NAU	W	9-8
4/17	NEW MEXICO	L	0-1
4/18	NEW MEXICO	L	3-8
4/18	NEW MEXICO	L	2-3
4/24	UTEP	W	12-5
4/25	UTEP	W	6-0
4/25	UTEP	W	5-2
4/28	GRAND CANYON	W	7-6
5/1	at Arizona St.	W	3-2
5/2	at Arizona St.	W	6-4
5/2	at Arizona St.	L	12-13
5/5	GRAND CANYON	W	8-7
5/8	at New Mexico	L	6-12
5/9	at New Mexico	W	6-8
5/9	at New Mexico	W	6-3
5/15	ARIZONA ST.	W	7-3
5/16	ARIZONA ST.	W	4-0
5/16	ARIZONA ST.	W	9-3
WAC Championship Game – Provo, Utah			
5/22	at Brigham Young	W	10-5
5/23	at Brigham Young	L	8-18
5/23	at Brigham Young	W	10-8
NCAA Regional – District 7 – Tucson, Ariz.			
5/28	Denver	W	4-2
5/29	Denver	L	7-9
5/30	Denver	W	9-8
NCAA College World Series – Omaha, Neb.			
6/13	Florida St.	L	0-4
6/14	Iowa St.	L	1-7

— 1971 —

Head Coach: Frank Sancet

30-18-2 Overall, 10-8 WAC South – 2nd

2/26	CAL POLY POMONA	W	16-7
2/27	CAL POLY POMONA	L	3-8
2/27	CAL POLY POMONA	L	7-9
3/1	SAN DIEGO ST.	L	1-3
3/2	SAN DIEGO ST.	W	3-2
3/5	at San Diego St.	Tie	6-6
3/6	at San Diego St.	L	3-5
3/6	at San Diego St.	L	0-3
3/12	NAU	L	1-3
3/13	NAU	W	10-2
3/13	NAU	L	2-8
3/18	COLORADO ST.	W	10-6
3/19	COLORADO ST.	L	1-3
3/20	COLORADO ST.	W	4-2
3/20	COLORADO ST.	W	3-1
3/22	NRTHRN COLORADO	W	5-0
3/23	NRTHRN COLORADO	W	18-2
3/24	WEBER ST.	W	10-7
3/25	WEBER ST.	W	4-2
3/27	IOWA	W	10-1
3/27	IOWA	W	5-1
3/29	IOWA	W	4-3
3/30	IOWA	L	1-6
3/31	IOWA	W	11-4
4/2	UC IRVINE	W	9-5
4/3	UC IRVINE	W	13-10
4/3	UC IRVINE	Tie	5-5
4/5	WYOMING	W	20-3
4/6	WYOMING	W	5-4
4/7	WYOMING	W	5-0
4/9	at UTEP	W	8-7
4/10	at UTEP	W	8-3
4/10	at UTEP	W	8-2
4/16	ARIZONA ST.	L	0-1
4/17	ARIZONA ST.	L	3-6
4/17	ARIZONA ST.	L	5-6
4/23	NEW MEXICO	W	8-6
4/24	NEW MEXICO	W	7-3
4/24	NEW MEXICO	W	5-4
4/27	at Grand Canyon	W	7-5
4/30	at Arizona St.	L	3-7
5/1	at Arizona St.	L	2-11
5/1	at Arizona St.	L	8-9
5/4	GRAND CANYON	L	0-12
5/7	UTEP	L	5-12
5/8	UTEP	W	12-6
5/8	UTEP	W	8-6
5/14	at New Mexico	W	6-5
5/15	at New Mexico	L	4-21
5/15	at New Mexico	W	9-7

— 1972 —

Head Coach: Frank Sancet

38-20 Overall, 9-9 WAC

2/18	at UCLA	W	6-5
2/19	at UCLA	L	7-11
2/19	at UCLA	L	2-3
2/25	CAL POLY POMONA	W	13-11
2/26	CAL POLY POMONA	W	7-5

2/26	CAL POLY POMONA	L	5-6
2/28	SAN DIEGO ST.	W	16-8
2/29	SAN DIEGO ST.	W	10-7
3/3	at San Diego St.	W	4-3
3/4	at San Diego St.	W	5-4
3/4	at San Diego St.	L	4-6
3/6	TEXAS TECH	W	25-4
3/7	TEXAS TECH	W	7-3
3/8	TEXAS TECH	W	4-3
3/9	MICHIGAN	W	7-6
3/10	MICHIGAN	W	7-2
3/11	MICHIGAN	L	3-6
3/11	MICHIGAN	W	3-2
3/17	NAU	W	11-10
3/18	NAU	W	4-1
3/18	NAU	W	11-3
3/20	DENVER	W	6-2
3/21	DENVER	W	6-5
3/22	DENVER	W	13-2
3/23	WEBER ST.	W	5-0
3/24	USC	W	6-2
3/25	USC	L	3-5
3/25	USC	L	1-2
3/27	IOWA	W	10-1
3/28	IOWA	L	2-9
3/29	IOWA	W	7-6
3/30	IOWA	W	22-14
3/31	WISCONSIN	W	10-7
4/1	WISCONSIN	W	15-10
4/1	WISCONSIN	L	6-7
4/3	WYOMING	W	23-0
4/4	WYOMING	L	8-10
4/5	WYOMING	W	6-5
4/7	at UTEP	W	9-4
4/8	at UTEP	W	3-2
4/8	at UTEP	W	9-7
4/14	NEW MEXICO	W	3-0
4/15	NEW MEXICO	L	6-11
4/15	NEW MEXICO	W	10-4
4/18	GRAND CANYON	W	14-5
4/20	at Arizona St.	L	0-4
4/21	at Arizona St.	L	2-3
4/22	at Arizona St.	L	2-3
4/28	UTEP	W	9-0
4/29	UTEP	W	6-2
4/29	UTEP	W	8-3
5/2	at Grand Canyon	L	5-6
5/5	at New Mexico	W	23-7
5/6	at New Mexico	L	6-8
5/7	at New Mexico	L	1-11
5/11	ARIZONA ST.	L	0-6
5/12	ARIZONA ST.	L	4-9
5/13	ARIZONA ST.	L	3-7

5/11	at Arizona St.	L	1-14
5/12	at Arizona St.	W	5-4

Anaheim Collegiate Baseball Invitational – Anaheim, Calif.

— 1974 —

Head Coach: Jerry Kindall
58-6 Overall, 16-2 WAC South – 1st

2/15	TEXAS TECH	W	10-0
2/16	TEXAS TECH	W	10-0
2/16	TEXAS TECH	W	12-1
2/18	AZUSA PACIFIC	W	15-1
2/19	AZUSA PACIFIC	W	9-2
2/20	CSUDH	W	11-6
2/21	CSUDH	W	6-0
2/22	CAL POLY POMONA	W	12-4
2/22	CAL POLY POMONA	W	3-2
2/23	CAL POLY POMONA	W	15-1
2/25	LONG BEACH ST.	W	2-1
2/26	LONG BEACH ST.	W	22-1
2/26	LONG BEACH ST.	W	12-1
2/27	at Grand Canyon	L	0-1
3/1	SAN DIEGO ST.	W	9-2
3/2	SAN DIEGO ST.	W	9-2
3/2	SAN DIEGO ST.	W	11-3
3/4	GRAND CANYON	W	12-3
3/9	at UCLA	W	9-6
3/9	at UCLA	W	13-1
3/11	IOWA	W	13-4
3/12	IOWA	W	7-3
3/13	IOWA	W	23-0
3/13	IOWA	W	11-6
3/15	at San Diego St.	W	13-3
3/16	at San Diego St.	L	3-4
3/16	at San Diego St.	W	3-2
3/18	DENVER	W	9-3
3/19	DENVER	W	16-1
3/20	COLORADO ST.	W	8-0
3/20	WEBER ST.	W	16-1
3/21	COLORADO ST.	W	18-0
3/21	WEBER ST.	W	2-1
3/22	COLORADO	W	23-1
3/22	COLORADO	W	9-1
3/23	NAU	W	5-2
3/23	NAU	W	12-1
3/26	FAIRFIELD	W	19-0
3/27	FAIRFIELD	W	11-0
3/29	LMU	W	16-2
3/30	LMU	W	11-4
3/30	LMU	W	4-2
4/5	at New Mexico	W	3-2
4/6	at New Mexico	W	20-12
4/6	at New Mexico	W	13-0
4/12	UTEP	W	11-2
4/13	UTEP	W	25-3
4/13	UTEP	L	4-6
4/18	at Arizona St.	W	6-0
4/19	at Arizona St.	W	6-4
4/20	at Arizona St.	L	3-6
4/26	NEW MEXICO	W	4-0
4/27	NEW MEXICO	W	4-0
4/27	NEW MEXICO	W	17-5
5/3	at UTEP	W	10-0
5/4	at UTEP	W	5-0
5/4	at UTEP	W	27-6
5/9	ARIZONA ST.	W	14-3
5/10	ARIZONA ST.	W	14-9
5/11	ARIZONA ST.	W	11-1

WAC Playoffs – Provo, Utah

5/24	at Brigham Young	W	14-5
5/25	at Brigham Young	W	16-5

NCAA Regional – District 7 – Greeley, Colo.

5/31	at Northern Colorado	L	5-6
6/1	at Northern Colorado	L	2-6

— 1975 —

Head Coach: Jerry Kindall
43-13-1 Overall, 14-4 WAC South – 2nd

2/14	UC RIVERSIDE	W	11-6
2/15	UC RIVERSIDE	W	13-11
2/17	STANFORD	W	21-7
2/17	STANFORD	L	7-8
2/18	CSUDH	L	7-11
2/19	CSUDH	W	11-2
2/21	SAN DIEGO ST.	W	29-0
2/22	SAN DIEGO ST.	W	7-6
2/22	SAN DIEGO ST.	W	6-3
2/26	at Grand Canyon	W	9-4
3/1	CAL POLY POMONA	W	11-0
3/1	CAL POLY POMONA	W	11-10
3/3	UCLA	W	18-0
3/4	UCLA	W	9-2
3/14	NRTHRN COLORADO	W	12-3
3/15	NRTHRN COLORADO	W	7-3
3/15	NRTHRN COLORADO	W	8-3
3/17	DENVER	L	5-9
3/18	DENVER	W	9-6
3/19	NAU	W	19-2
3/20	NAU	W	10-0
3/21	SOUTHERN ILLINOIS	Tie	4-4
3/22	SOUTHERN ILLINOIS	W	15-0
3/24	# Southern Illinois	L	6-11
3/25	# Santa Clara	W	27-1
3/26	# Washington St.	L	1-3
3/27	# SMU	W	14-2
3/28	# Stanford	W	7-3
3/29	# Cornell	W	9-4
3/29	# UC Riverside	L	11-12
4/4	UTEP	W	23-4

4/5	UTEP	W	11-4
4/5	UTEP	W	20-1
4/11	at New Mexico	W	17-1
4/12	at New Mexico	W	2-1
4/13	at New Mexico	W	7-0
4/18	ARIZONA ST.	L	1-9
4/19	ARIZONA ST.	L	7-17
4/20	ARIZONA ST.	L	7-17
4/24	NEW MEXICO	W	12-3
4/25	NEW MEXICO	W	7-4
4/26	NEW MEXICO	W	8-7
5/2	at UTEP	W	15-12
5/3	at UTEP	W	6-4
5/3	at UTEP	W	8-2
5/8	at Arizona St.	W	7-0
5/9	at Arizona St.	L	4-8
5/10	at Arizona St.	W	12-4

WAC Playoffs – Tucson, Ariz.

5/15	COLORADO ST.	L	3-4
5/16	COLORADO ST.	W	18-3
5/17	COLORADO ST.	W	13-5
5/19	BRIGHAM YOUNG	W	7-1
5/20	BRIGHAM YOUNG	W	6-1

NCAA West Regional – Los Angeles, Calif.

5/23	Pepperdine	L	3-4
5/24	at USC	L	0-1

UC Riverside Invitational – Riverside, Calif.

— 1976 NCAA National Champions —

Head Coach: Jerry Kindall
56-17 Overall, 12-4 WAC South – 2nd

2/13	PEPPERDINE	W	13-2
2/14	PEPPERDINE	W	8-0
2/14	PEPPERDINE	W	15-3
2/16	CSUDH	W	17-10
2/17	CSUDH	W	11-6
2/20	AZUSA PACIFIC	L	3-5
2/21	AZUSA PACIFIC	W	9-0
2/21	AZUSA PACIFIC	W	10-0
2/23	CAL POLY POMONA	W	4-3
2/24	CAL POLY POMONA	W	12-7
2/25	CAL POLY POMONA	W	11-7
2/26	SAN DIEGO ST.	L	6-7
2/27	SAN DIEGO ST.	W	11-5
2/28	SAN DIEGO ST.	W	5-3
2/28	SAN DIEGO ST.	W	14-13
3/1	at Grand Canyon	L	6-7
3/2	GRAND CANYON	W	15-0
3/5	LAVERNE	W	8-5
3/6	LAVERNE	W	9-6
3/8	OKLAHOMA	W	7-1
3/8	OKLAHOMA	W	6-3
3/9	OKLAHOMA	W	14-1
3/9	OKLAHOMA	W	9-8
3/11	at San Diego St.	W	7-1
3/12	at San Diego St.	L	1-5
3/13	at San Diego St.	L	4-6
3/13	at San Diego St.	W	6-4
3/15	at Pepperdine	L	3-4
3/15	at UCLA	L	0-5
3/16	at Pepperdine	W	1-0
3/17	at USC	L	3-4
3/18	at USC	L	4-6
3/19	at LaVerne	W	10-5
3/20	at LaVerne	L	6-10
3/20	at LaVerne	W	4-3
3/23	COLORADO	W	17-2
3/25	USC	W	12-0
3/26	USC	W	8-5
3/27	USC	W	8-4
4/1	NAU	W	14-6
4/2	NAU	W	9-3
4/3	NAU	W	6-0
4/8	at Arizona St.	L	2-7
4/9	at Arizona St.	L	9-11
4/10	at Arizona St.	L	5-6
4/17	UTEP	W	15-3
4/17	UTEP	W	8-1
4/18	UTEP	W	12-1
4/23	NEW MEXICO	W	5-3
4/24	NEW MEXICO	W	8-6
4/24	NEW MEXICO	W	8-3
4/30	at UTEP	W	16-0
5/1	at UTEP	W	3-1
5/1	at UTEP	W	10-3
5/7	at New Mexico	W	6-3
5/8	at New Mexico	W	6-3
5/9	at New Mexico	W	10-4
5/13	ARIZONA ST.	L	1-2
5/14	ARIZONA ST.	L	4-9
5/15	ARIZONA ST.	L	9-14

WAC Playoffs – Tucson, Ariz.

5/21	WYOMING	W	19-0
5/22	WYOMING	W	6-2
5/24	BRIGHAM YOUNG	W	7-6
5/25	BRIGHAM YOUNG	W	4-0

NCAA Regional – Edinburg, Texas

5/28	at Pan American	W	5-0
5/29	Missouri	W	10-1
5/30	Texas A&M	W	8-2

NCAA College World Series – Omaha, Nebraska

6/12	Arizona St.	L	6-7
6/13	Oklahoma	W	10-2
6/14	Clemson	W	10-6
6/16	Eastern Michigan	W	11-6
6/17	Arizona St.	W	5-1
6/18	Eastern Michigan	W	7-1

— 1977 —

Head Coach: Jerry Kindall

38-25 Overall, 11-7 WAC South – 2nd

2/11	CS FULLERTON	L	4-14
2/12	CS FULLERTON	L	0-11
2/12	CS FULLERTON	W	5-3
2/14	AZUSA PACIFIC	W	14-9
2/15	AZUSA PACIFIC	W	5-3
2/16	at Grand Canyon	W	5-4
2/18	UC RIVERSIDE	L	4-9
2/19	UC RIVERSIDE	W	11-9
2/19	UC RIVERSIDE	L	0-9
2/21	LMU	L	5-8
2/22	LMU	W	15-7
2/23	GRAND CANYON	W	9-8
2/24	SAN DIEGO ST.	L	2-9
2/25	SAN DIEGO ST.	L	3-8
2/26	SAN DIEGO ST.	L	4-8
2/28	CSUDH	W	9-8
3/1	CSUDH	W	6-3
3/2	LAVERNE	L	10-13
3/3	LAVERNE	L	5-11
3/4	CS NORTHBRIDGE	L	4-5
3/5	CS NORTHBRIDGE	W	6-5
3/10	at San Diego St.	L	4-9
3/11	at San Diego St.	L	1-9
3/12	at San Diego St.	W	26-6
3/14	at LMU	W	10-7
3/15	at LMU	W	15-6
3/17	at CS Northridge	W	8-0
3/18	at UCLA	L	1-7
3/19	at UCLA	W	9-1
3/21	COLORADO ST.	W	9-1
3/22	COLORADO ST.	W	8-3
3/23	#Arizona St.	W	9-8
3/24	#NAU	W	9-8
3/24	#Oregon St.	W	7-3
3/25	#Pepperdine	W	17-2
3/26	#at Arizona St.	L	7-8
3/28	^San Diego St.	Tie	3-3
3/29	^Pacific	L	3-10
3/30	^Oregon St.	W	11-3
3/30	^at San Jose St.	L	4-6
3/31	^San Francisco	W	12-0
4/1	^Stanford	W	8-6
4/2	^San Diego St.	L	11-12
4/4	NAU	W	11-5
4/5	NAU	W	5-1
4/8	UTEP	W	27-5
4/9	UTEP	W	10-8
4/9	UTEP	W	15-5
4/15	at New Mexico	W	8-2
4/16	at New Mexico	W	7-3
4/16	at New Mexico	W	9-3
4/21	ARIZONA ST.	W	9-6
4/22	ARIZONA ST.	L	4-10
4/23	ARIZONA ST.	L	6-13
4/29	at UTEP	W	2-1
4/30	at UTEP	L	3-8
4/30	at UTEP	L	6-11
5/6	NEW MEXICO	W	10-1
5/7	NEW MEXICO	W	7-6
5/7	NEW MEXICO	W	11-0
5/11	at Arizona St.	L	4-5
5/12	at Arizona St.	L	2-7
5/14	at Arizona St.	L	7-11

Best in the West Tournament – Tucson and Tempe, Ariz.
^ Spartan Classic – San Jose, Calif.

— 1978 —

Head Coach: Jerry Kindall

43-13 Overall, 13-5 WAC South – 2nd

2/10	CS FULLERTON	W	8-3
2/13	UCSB	W	11-2
2/15	UCSB	L	0-5
2/15	UCSB	W	3-2
2/17	LOYOLA	W	4-2
2/18	LOYOLA	W	6-2
2/18	LOYOLA	W	11-6
2/20	AZUSA PACIFIC	W	23-7
2/21	AZUSA PACIFIC	L	0-4
2/24	UCLA	W	3-0
2/25	UCLA	W	5-3
2/25	UCLA	W	6-3
2/28	CSUDH	W	4-3
2/28	CSUDH	W	10-2
3/6	GRAND CANYON	W	8-3
3/7	at Grand Canyon	W	12-3
3/9	LAVERNE	W	12-1
3/10	LAVERNE	W	6-4
3/11	LAVERNE	W	8-4
3/15	# at Arizona St.	L	1-8
3/16	# NAU	W	9-0
3/17	# Eastern Michigan	W	20-1
3/18	# Grand Canyon	W	4-2
3/19	# Arizona St.	L	4-7
3/22	at Tulane	W	6-0
3/22	at Tulane	W	5-4
3/24	at Miss. St., Starkville	L	6-9
3/25	at Miss. St., Jackson	W	5-2
3/26	at Miss. St., Jackson	L	3-4
3/30	NAU	W	7-4
3/31	NAU	W	13-1
4/1	NAU	W	15-3
4/7	at New Mexico	W	10-8
4/8	at New Mexico	W	12-4
4/8	at New Mexico	W	12-4
4/14	UTEP	W	12-1

4/15	UTEP	L	7-11
4/15	UTEP	W	7-3
4/20	at Arizona St.	L	9-15
4/21	at Arizona St.	L	8-10
4/22	at Arizona St.	L	10-11
4/28	at UTEP	W	11-0
4/29	at UTEP	W	8-3
4/29	at UTEP	W	7-2
5/5	NEW MEXICO	W	4-3
5/7	NEW MEXICO	W	9-6
5/7	NEW MEXICO	W	12-3
5/11	ARIZONA ST.	W	5-3
5/12	ARIZONA ST.	W	10-7
5/13	ARIZONA ST.	L	6-11
5/20	BRIGHTON YOUNG	W	8-4
NCAA West Regional – Los Angeles, Calif.			
5/26	USC	L	2-3
5/27	Santa Clara	W	13-5
5/28	CS Fullerton	W	7-3
5/28	USC	L	1-2

YEAR-BY-YEAR RESULTS

2/19	SAN DIEGO ST.	W	7-2
2/20	SAN DIEGO ST.	W	14-8
2/22	LAVERNE	W	20-18
2/23	LAVERNE	W	4-0
2/23	LAVERNE	W	30-8
2/25	RIVERSIDE	L	1-2
2/26	RIVERSIDE	W	13-3
2/29	at Stanford *	L	6-10
3/1	at Stanford *	L	6-8
3/2	at Stanford *	W	3-2
3/6	USC *	W	4-1
3/7	USC *	L	6-9
3/8	USC *	W	8-7
3/11	GONZAGA	W	12-6
3/11	GONZAGA	W	3-1
3/13	at UCLA *	L	1-5
3/14	at UCLA *	L	2-8
3/15	at UCLA *	L	5-7
3/17	# Point Loma	W	8-4
3/18	# LMU	L	3-8
3/18	# NAU	W	9-4
3/19	# San Diego	L	0-10
3/20	# Portland St.	Tie	2-2
3/20	# Colorado St.	W	18-6
3/22	# San Diego St.	W	7-5
3/22	# San Diego St.	Tie	7-7
3/24	COLORADO	W	6-2
3/25	COLORADO	W	3-0
3/27	CALIFORNIA *	L	5-6
3/28	CALIFORNIA *	W	4-3
3/29	CALIFORNIA *	W	14-9
4/3	at Arizona St. *	L	2-3
4/4	at Arizona St. *	W	11-5
4/5	at Arizona St. *	W	14-7
4/8	WASHINGTON ST.	W	11-7
4/10	UCLA *	W	3-2
4/11	UCLA *	W	17-1
4/12	UCLA *	L	3-4
4/14	NAU	L	4-10
4/14	NAU	W	8-0
4/17	STANFORD *	W	6-4
4/18	STANFORD *	W	15-6
4/19	STANFORD *	W	7-5
4/22	GRAND CANYON	W	14-5
4/24	at USC *	L	2-3
4/25	at USC *	W	9-7
4/26	at USC *	W	9-3
5/1	at California *	W	4-3
5/2	at California *	W	9-8
5/3	at California *	L	0-2
5/8	ARIZONA ST. *	L	8-14
5/9	ARIZONA ST. *	L	6-8
5/10	ARIZONA ST. *	W	22-4

NCAA West Regional – Tucson, Ariz.

5/23	Fresno St.	W	5-4
5/24	Gonzaga	W	13-9
5/25	Gonzaga	W	8-5

NCAA College World Series – Omaha, Neb.

5/30	St. John's	L	1-6
5/31	Florida St.	W	5-3
6/2	Michigan	W	8-0
6/4	Hawaii	W	6-4
6/5	California	W	11-10
6/6	Hawaii	W	5-3

* = Pacific-10 Conference Game

Sun-Lite Classic – San Diego, Calif.

— 1981 —

Head Coach: Jerry Kindall

30-22 Overall, 14-16 Pac-10 South – 4th

2/6	SAN DIEGO	W	16-5
2/7	SAN DIEGO	W	12-10
2/7	SAN DIEGO	W	21-0
2/10	UC RIVERSIDE	W	8-5
2/10	UC RIVERSIDE	L	2-5
2/12	CS FULLERTON	W	10-9
2/13	CS FULLERTON	L	2-8
2/14	CS FULLERTON	W	2-0
2/16	UTEP	W	14-13
2/17	UTEP	W	9-5
2/18	UTEP	W	23-4
2/20	at CS Fullerton	W	2-1
2/22	at CS Fullerton	L	3-4
2/24	LaVERNE	W	9-8
2/24	LaVERNE	W	9-7
2/27	CALIFORNIA *	L	8-14
2/28	CALIFORNIA *	W	11-5
3/1	CALIFORNIA *	W	8-1
3/4	BRIGHAM YOUNG	W	4-1
3/6	at Stanford *	W	9-4
3/7	at Stanford *	L	4-5
3/8	at Stanford *	L	12-14
3/10	MISSISSIPPI ST.	L	9-11
3/11	MISSISSIPPI ST.	L	12-16
3/13	UCLA *	L	2-5
3/14	UCLA *	W	10-9
3/15	UCLA *	L	2-8
3/27	at USC *	W	12-7
3/28	at USC *	L	10-15
3/29	at USC *	W	10-6
4/2	ARIZONA ST. *	W	9-4
4/3	ARIZONA ST. *	L	8-10
4/4	ARIZONA ST. *	L	11-23
4/6	LEWIS-CLARK	W	8-2
4/10	at UCLA *	W	5-3
4/11	at UCLA *	L	8-9
4/12	at UCLA *	W	10-5
4/16	at California *	W	8-5

4/17	at California *	W	9-1
4/18	at California *	L	8-9
4/24	STANFORD *	L	6-11
4/25	STANFORD *	W	18-16
4/26	STANFORD *	L	13-21
4/28	GRAND CANYON	L	5-6
5/2	USC *	W	6-2
5/2	USC *	L	8-9
5/3	USC *	W	16-4
5/5	NAU	W	10-8
5/5	NAU	W	6-1
5/7	at Arizona St. *	L	6-10
5/8	at Arizona St. *	L	4-13
5/9	at Arizona St. *	L	5-6

* = Pacific-10 Conference Game

— 1982 —

Head Coach: Jerry Kindall

32-21-1 Overall, 15-13-1 Pac-10 South – 3rd

2/5	UCSB	W	5-4
2/6	UCSB	W	13-12
2/6	UCSB	W	14-2
2/9	UNIV. SAN DIEGO	W	11-6
2/9	UNIV. SAN DIEGO	W	16-6
2/12	CS FULLERTON	L	4-12
2/12	CS FULLERTON	L	1-5
2/13	CS FULLERTON	W	7-2
2/15	UC RIVERSIDE	W	10-8
2/16	UC RIVERSIDE	W	7-4
2/18	at CS Fullerton	L	2-3
2/19	at CS Fullerton	W	2-1
2/20	at CS Fullerton	L	3-17
2/22	UTEP	W	7-4
2/23	UTEP	W	11-1
2/26	at Arizona St. *	W	8-5
2/27	at Arizona St. *	Tie	4-4
2/28	at Arizona St. *	L	5-9
3/1	AZUSA PACIFIC	W	12-5
3/2	AZUSA PACIFIC	W	9-4
3/4	LONG BEACH ST.	L	15-23
3/5	LONG BEACH ST.	W	14-13
3/6	LONG BEACH ST.	W	3-1
3/12	at Stanford *	L	1-2
3/13	at Stanford *	L	7-10
3/13	at Stanford *	L	5-9
3/19	at UCSB	L	4-5
3/20	at UCSB	L	6-8
3/20	at UCSB	W	9-2
3/30	at Grand Canyon	L	2-9
4/2	USC *	W	8-6
4/3	USC *	L	3-12
4/4	USC *	W	11-7
4/5	STANFORD *	W	7-4
4/6	STANFORD *	L	7-19
4/7	STANFORD *	W	4-2
4/16	at USC *	W	11-5
4/17	at USC *	L	1-2
4/18	at USC *	W	20-2
4/20	GRAND CANYON	W	11-1
4/23	at UCLA *	W	2-1
4/24	at UCLA *	W	6-2
4/25	at UCLA *	L	0-3
4/29	CALIFORNIA *	L	2-3
4/29	CALIFORNIA *	W	7-2
4/30	CALIFORNIA *	W	5-4
5/1	CALIFORNIA *	W	5-2
5/2	CALIFORNIA *	W	10-6
5/7	UCLA *	L	7-10
5/8	UCLA *	W	7-5
5/9	UCLA *	L	6-12
5/13	ARIZONA ST. *	L	4-6
5/14	ARIZONA ST. *	L	4-7
5/15	ARIZONA ST. *	W	5-4

* = Pacific-10 Conference Game

— 1983 —

Head Coach: Jerry Kindall

25-31 Overall, 13-13 Pac-10 South – 4th

1/31	NEW MEXICO ST.	W	15-2
2/1	NEW MEXICO ST.	W	11-6
2/7	UC RIVERSIDE	L	3-5
2/8	UC RIVERSIDE	W	9-5
2/10	CS FULLERTON	W	19-11
2/11	CS FULLERTON	L	5-8
2/12	CS FULLERTON	L	2-5
2/15	UCSB	W	9-2
2/17	UCSB	L	11-16
2/18	SAN DIEGO ST.	L	10-11
2/19	SAN DIEGO ST.	W	15-8
2/19	SAN DIEGO ST.	L	12-13
2/21	UTEP	W	6-4
2/22	UTEP	W	14-0
2/24	at Hawaii	L	7-9
2/25	at Hawaii	L	1-3
2/25	at Hawaii	L	10-14
2/26	at Hawaii	L	5-13
3/4	STANFORD *	W	4-3
3/5	STANFORD *	L	9-10
3/6	STANFORD *	L	6-15
3/11	at CS Fullerton	L	3-4
3/12	at CS Fullerton	L	6-7
3/13	at CS Fullerton	L	3-7
3/15	at UCSB	L	3-6
3/16	at UCSB	W	8-7
3/22	CHAPMAN	L	3-1
3/23	CHAPMAN	W	7-5
3/26	USC *	W	11-1
3/26	USC *	L	3-4

3/27	USC *	L	3-9
4/1	at UCLA *	W	8-6
4/2	at UCLA *	L	3-4
4/3	at UCLA *	W	3-2
4/7	ARIZONA ST. *	W	4-3
4/8	ARIZONA ST. *	L	7-14
4/9	ARIZONA ST. *	L	2-3
4/12	at Grand Canyon	L	4-12
4/14	CALIFORNIA *	W	9-3
4/14	CALIFORNIA *	L	5-6
4/15	CALIFORNIA *	W	11-8
4/16	CALIFORNIA *	L	5-8
4/17	CALIFORNIA *	W	6-3
4/19	GRAND CANYON	W	13-12
4/22	at USC *	W	2-1
4/23	at USC *	L	2-3
4/24	at USC *	L	0-4
5/1	at Stanford *	W	4-2
5/2	at Stanford *	W	3-1
5/3	at Stanford *	L	3-5
5/6	UCLA *	L	14-16
5/7	UCLA *	L	0-20
5/8	UCLA *	W	6-5
5/11	at Arizona St. *	L	5-9
5/12	at Arizona St. *	W	5-2
5/13	at Arizona St. *	W	5-3

* = Pacific-10 Conference Game

— 1984 —

Head Coach: Jerry Kindall

22-36 Overall, 11- 19 Pac-10 South – 5th

1/30	CSUDH	W	12-6
1/31	CSUDH	W	6-4
2/3	UNLV	L	6-9
2/4	UNLV	W	10-1
2/4	UNLV	L	1-2
2/6	UC RIVERSIDE	L	5-14
2/7	UC RIVERSIDE	W	11-6
2/10	at CS Fullerton	W	4-1
2/11	at CS Fullerton	W	8-7
2/11	at CS Fullerton	L	1-5
2/13	NEW MEXICO ST.	W	12-6
2/14	NEW MEXICO ST.	W	27-10
2/16	CS FULLERTON	L	1-4
2/17	CS FULLERTON	L	3-15
2/18	CS FULLERTON	L	6-13
2/20	UTEP	W	5-4
2/21	UTEP	L	2-9
2/24	OKLAHOMA ST.	L	7-10
2/25	OKLAHOMA ST.	L	13-21
2/26	OKLAHOMA ST.	L	11-12
2/27	CS NORTHBRIDGE	L	6-8
2/28	CS NORTHBRIDGE	L	3-11
3/2	STANFORD *	W	12-2
3/3	STANFORD *	L	11-14
3/4	STANFORD *	W	13-10
3/9	at Arizona St. *	L	4-7
3/10	at Arizona St. *	L	1-11
3/11	at Arizona St. *	L	2-7
3/13	at Univ. San Diego	W	22-1
3/14	at Univ. San Diego	W	7-5
3/15	at San Diego St.	L	4-5
3/16	at San Diego St.	L	2-3
3/17	at San Diego St.	L	3-9
3/23	at USC *	L	7-11
3/24	at USC *	L	3-9
3/25	at USC *	L	2-14
3/27	GRAND CANYON	L	9-14
3/30	CALIFORNIA *	W	6-2
3/31	CALIFORNIA *	W	9-3
4/1	CALIFORNIA *	W	10-9
4/6	at UCLA *	L	3-4
4/7	at UCLA *	L	3-18
4/8	at UCLA *	W	8-5
4/13	at Stanford *	L	5-12
4/14	at Stanford *	L	3-4
4/15	at Stanford *	L	1-4
4/19	USC *	W	6-5
4/20	USC *	W	9-5
4/21	USC *	W	8-7
4/27	at California *	L	9-11
4/28	at California *	L	4-7
4/29	at California *	L	4-5
5/4	UCLA *	W	10-4
5/5	UCLA *	L	5-7
5/6	UCLA *	L	6-17
5/11	ARIZONA ST. *	L	5-8
5/12	ARIZONA ST. *	L	4-6
5/13	ARIZONA ST. *	W	9-5

* = Pacific-10 Conference Game

— 1985 —

Head Coach: Jerry Kindall

47-22 Overall Record, 17-13 Pac-10 – t2nd

1/28	GRAND CANYON	W	16-8
1/29	at Grand Canyon	L	7-14
1/30	GRAND CANYON	W	13-3
1/31	NEW MEXICO ST.	W	13-5
2/1	NEW MEXICO ST.	W	22-8
2/2	NEW MEXICO ST.	W	11-3
2/5	CSUDH	W	13-7
2/6	CSUDH	W	7-6
2/7	UNIV. SAN DIEGO	W	26-0
2/8	UNIV. SAN DIEGO	W	14-4
2/9	UNIV. SAN DIEGO	W	11-3
2/11	UTEP	W	7-5
2/12	UTEP	W	4-2
2/14	at CS Fullerton	L	4-7

2/15	at CS Fullerton	W	5-2
2/16	at CS Fullerton	W	11-7
2/18	SANTA CLARA	W	16-5
2/19	SANTA CLARA	W	7-5
2/20	SANTA CLARA	L	9-12
2/22	SAN DIEGO ST.	W	13-21
2/22	SAN DIEGO ST.	W	17-6
2/23	SAN DIEGO ST.	W	8-7
2/25	WEST.MONT	W	8-7
2/26	WEST.MONT	W	15-2
3/1	at UCLA *	L	2-3
3/2	at UCLA *	L	4-15
3/3	at UCLA *	L	7-11
3/4	NORTH CAROLINA	W	13-8
3/5	NORTH CAROLINA	W	13-5
3/6	NORTH CAROLINA	L	7-10
3/8	USC *	W	8-6
3/9	USC *	L	10-12
3/10	USC *	W	8-1
3/15	at California *	L	2-9
3/16	at California *	W	5-3
3/17	at California *	W	6-4
3/19	COLORADO ST.	W	15-6
3/19	COLORADO ST.	W	14-11
3/20	COLORADO ST.	W	16-2
3/23	STANFORD *	L	5-20
3/23	STANFORD *	L	6-10
3/24	STANFORD *	W	13-8
3/29	# at Minnesota	L	4-5
3/30	# Oral Roberts	L	2-3
3/30	# Indiana St.	L	2-9
3/31	# at Minnesota	W	6-2
4/5	ARIZONA ST. *	W	13-12
4/6	ARIZONA ST. *	L	10-19
4/7	ARIZONA ST. *	W	11-4
4/12	at Stanford *	W	7-5
4/13	at Stanford *	L	8-20
4/14	at Stanford *	L	1-11
4/19	at USC *	W	5-1
4/20	at USC *	W	7-3
4/21	at USC *	W	11-1
4/26	CALIFORNIA *	W	9-6
4/27	CALIFORNIA *	W	5-2
4/28	CALIFORNIA *	W	9-8
5/3	UCLA *	W	14-11
5/4	UCLA *	W	14-4
5/5	UCLA *	L	4-11
5/10	at Arizona St. *	L	3-13
5/11	at Arizona St. *	W	7-5
5/12	at Arizona St. *	L	3-15

4/12	at Arizona St. *	W	5-3
4/13	at Arizona St. *	L	5-6
4/18	USC *	W	10-3
4/19	USC *	W	9-4
4/20	USC *	W	19-17
4/25	at UCLA *	L	5-17
4/26	at UCLA *	W	12-4
4/27	at UCLA *	L	13-14
5/2	at Stanford *	W	2-1
5/3	at Stanford *	L	4-14
5/4	at Stanford *	L	3-8
5/12	GRAND CANYON	W	9-6
5/16	ARIZONA ST. *	W	9-4
5/17	ARIZONA ST. *	W	18-2
5/18	ARIZONA ST. *	W	22-11

NCAA Regional Championship – Austin, Texas

5/22	San Diego St.	W	26-5
5/23	at Texas	W	9-3
5/24	Pepperdine	W	10-6
5/25	Pepperdine	W	5-3

NCAA College World Series – Omaha, Nebraska

5/30	Maine	W	8-7
6/2	LMU	W	7-5
6/6	Florida St.	W	9-5
6/7	Miami	L	2-4
6/9	Florida St.	W	10-2

* = Pacific-10 Conference Game

— 1987 —

Head Coach: Jerry Kindall

34-26 Overall, 13-17 Pac-10 South – 4th

1/29	CAL-IRVINE	W	14-1
1/30	CAL-IRVINE	W	11-6
1/31	CAL-IRVINE	W	6-5
2/5	at Grand Canyon	W	8-2
2/6	GRAND CANYON	W	12-5
2/7	GRAND CANYON	W	11-3
2/9	CSUDH	W	13-3
2/10	CSUDH	W	9-6
2/12	at CS Fullerton	W	7-4
2/14	at CS Fullerton	L	6-7
2/14	at CS Fullerton	L	4-5
2/16	WEST.MONT	L	11-12
2/17	WEST.MONT	W	9-6
2/20	at UCLA *	W	12-10
2/21	at UCLA *	L	5-6
2/22	at UCLA *	L	5-18
2/27	CALIFORNIA *	W	7-1
2/28	CALIFORNIA *	W	13-6
3/1	CALIFORNIA *	W	13-5
3/6	at Stanford *	L	4-14
3/7	at Stanford *	L	6-10
3/8	at Stanford *	L	6-8
3/9	PACE	W	19-2
3/10	PACE	W	20-1
3/10	WYOMING	W	10-2
3/13	at USC *	W	13-6
3/14	at USC *	W	10-8
3/15	at USC *	L	3-4
3/20	ARIZONA ST. *	L	5-8
3/21	ARIZONA ST. *	L	2-10
3/23	ARIZONA ST. *	L	4-15
3/24	UTAH	W	12-1
3/24	LINFIELD	W	4-1
3/27	at Miami	W	5-0
3/28	at Miami	L	3-7
3/29	at Miami	L	8-9
3/30	MINNESOTA	W	11-2
3/31	MINNESOTA	W	6-4
4/1	U.S. INTERNTNL	W	8-1
4/2	U.S. INTERNTNL	W	2-1
4/3	LMU	W	10-7
4/4	LMU	L	7-15
4/5	LMU	L	11-16
4/10	at California *	L	4-5
4/11	at California *	L	3-10
4/12	at California *	L	6-7
4/16	STANFORD *	W	10-5
4/17	STANFORD *	L	3-12
4/18	STANFORD *	L	11-14
4/24	USC *	W	4-1
4/25	USC *	W	9-4
4/26	USC *	W	11-5
5/1	UCLA *	W	10-8
5/2	UCLA *	W	12-8
5/3	UCLA *	W	12-4
5/15	at Arizona St. *	L	1-2
5/16	at Arizona St. *	L	2-3
5/17	at Arizona St. *	L	4-5

NCAA West II Regional – Tempe, Arizona

5/22	Pepperdine	L	3-7
5/23	Hawaii	L	3-6

* = Pacific-10 Conference Game

— 1988 —

Head Coach: Jerry Kindall

33-26 Overall, 10-20 Pac-10 South – 6th

1/28	UC IRVINE	W	17-6
1/29	UC IRVINE	L	3-10
1/30	UC IRVINE	W	8-2
2/1	PRARIE VIEW	W	14-2
2/2	PRARIE VIEW	W	22-2
2/4	at Grand Canyon	W	26-3
2/5	GRAND CANYON	W	13-9
2/6	GRAND CANYON	L	15-16
2/8	CSUDH	W	9-5
2/9	CSUDH	W	10-8
2/11	CS FULLERTON	W	14-9

2/12	CS FULLERTON	L	5-22
2/13	CS FULLERTON	W	13-6
2/15	NEW MEXICO ST.	W	3-2
2/16	NEW MEXICO ST.	W	30-6
2/18	ARKANSAS	W	12-11
2/19	ARKANSAS	W	4-3
2/20	ARKANSAS	L	2-7
2/22	WEST.MONT	W	12-7
2/23	WEST.MONT	W	9-2
2/26	at UCLA *	L	2-9
2/27	at UCLA *	W	12-6
3/4	CALIFORNIA *	L	10-12
3/5	CALIFORNIA *	W	5-3
3/6	CALIFORNIA *	L	3-4
3/7	WYOMING	W	10-3
3/8	WYOMING	W	11-5
3/9	WYOMING	W	7-4
3/12	USC *	L	10-11
3/13	USC *	L	7-11
3/14	USC *	L	14-15
3/15	at Nevada-Reno	W	7-3
3/16	at Nevada-Reno	W	7-6
3/17	at Nevada-Reno	W	17-6
3/18	at Stanford *	L	0-5
3/19	at Stanford *	L	7-8
3/20	at Stanford *	L	4-5
3/25	MINNESOTA	L	7-10
3/26	MINNESOTA	W	4-2
3/27	MINNESOTA	L	11-12
4/1	at Arizona St. *	L	4-5
4/2	at Arizona St. *	L	3-18
4/4	at Arizona St. *	L	3-6
4/8	STANFORD *	W	20-5
4/9	STANFORD *	L	7-10
4/10	STANFORD *	W	9-8
4/15	at USC *	W	8-3
4/16	at USC *	L	1-7
4/17	at USC *	W	13-4
4/18	at UCLA *	L	8-9
4/22	UCLA *	L	4-9
4/23	UCLA *	W	8-5
4/24	UCLA *	W	17-0
4/29	at California *	W	11-3
4/30	at California *	L	4-5
5/1	at California *	L	4-7
5/13	ARIZONA ST. *	L	2-14
5/14	ARIZONA ST. *	L	7-11
5/15	ARIZONA ST. *	W	9-6

* = Pacific-10 Conference Game

— 1989 —

Head Coach: Jerry Kindall

45-18-1 Overall, 23-7 Pac-10 South – 1st

1/28	NEW MEXICO ST.	W	14-4
1/29	NEW MEXICO ST.	W	10-3
1/30	NEW MEXICO ST.	W	8-0
2/2	NEVADA-RENO	W	5-2
2/3	NEVADA-RENO	W	6-3
2/4	NEVADA-RENO	W	6-4
2/6	CSUDH	L	4-12
2/7	CSUDH	W	18-4
2/9	UTAH	W	11-3
2/10	UTAH	W	10-2
2/11	UTAH	W	14-5
2/13	USIU	W	18-0
2/14	USIU	W	6-2
2/16	at CS Fullerton	L	3-7
2/17	at CS Fullerton	W	7-6
2/18	at CS Fullerton	L	5-7
2/20	LONG BEACH ST.	L	6-8
2/21	LONG BEACH ST.	L	7-14
2/24	at USC *	W	10-6
2/25	at USC *	W	7-6
2/26	at USC *	L	5-7
3/3	at UCLA *	W	11-1
3/4	at UCLA *	W	6-3
3/5	at UCLA *	W	10-4
3/10	STANFORD *	W	17-3
3/11	STANFORD *	W	13-7
3/12	STANFORD *	L	4-5
3/14	UNLV	W	7-5
3/15	UNLV	L	8-9
3/17	at California *	W	2-1
3/18	at California *	W	12-8
3/19	at California *	L	1-2
3/23	ARIZONA ST. *	W	5-3
3/24	ARIZONA ST. *	L	2-3
3/25	ARIZONA ST. *	L	6-16
3/31	# Georgia Tech	W	3-1
3/31	# Oklahoma St.	L	3-6
4/1	# at Minnesota	Tie	5-5
4/2	# Georgia Tech	W	12-4
4/7	UCLA *	W	6-1
4/11	GRAND CANYON	W	4-1
4/14	CALIFORNIA *	W	20-3
4/15	CALIFORNIA *	W	7-3
4/16	CALIFORNIA *	W	16-6
4/21	USC *	W	11-4
4/22	USC *	W	14-6
4/23	USC *	W	6-4
4/28	at Stanford *	W	6-5
4/29	at Stanford *	L	3-11
4/30	at Stanford *	L	5-12
5/6	GRAND CANYON	W	4-3
5/12	at Arizona St. *	W	10-6
5/13	at Arizona St. *	W	9-4
5/14	at Arizona St. *	W	10-0
5/19	% Clemson	W	8-6
5/20	% at North Carolina	L	3-5

* = Pacific-10 Conference Game

5/21	% Miami	L	1-11
------	---------	---	------

NCAA West I Regional – Tucson, Arizona

5/26	Eastern Kentucky	W	12-6
5/27	Hawaii	W	17-3
5/28	Long Beach St.	L	6-10
5/28	LMU	W	13-4
5/29	Long Beach St.	L	3-10

* = Pacific-10 Conference Game
 * Tournament of Champions – Minneapolis, Minn.
 % Carolina Invitational – Chapel Hill, N.C.

— 1990 —

Head Coach: Jerry Kindall

26-34 overall, 11-19 Pac-10 South – 5th

1/27	MINNESOTA	L	8-11
1/28	MINNESOTA	L	4-10
1/29	MINNESOTA	W	10-7
2/1	LMU	W	2-1
2/2	LMU	L	0-5
2/3	LMU	W	11-6
2/5	CSUDH	L	4-5
2/6	CSUDH	W	11-4
2/8	CS FULLERTON	L	3-10
2/9	CS FULLERTON	L	1-6
2/10	CS FULLERTON	W	9-8
2/17	at Florida St.	L	1-7
2/17	at Florida St.	L	8-16
2/18	at Florida St.	L	5-10
2/20	WESTMONT	W	14-3
2/21	WESTMONT	W	7-5
2/23	at California *	W	14-5
2/24	at California *	L	5-16
2/25	at California *	W	2-0
2/27	NEW MEXICO ST.	W	13-9
2/28	NEW MEXICO ST.	L	13-14
3/2	USC *	W	5-4
3/3	USC *	W	6-5
3/4	USC *	W	13-5
3/5	CSULA	L	3-20
3/6	CSULA	W	9-2
3/9	at Stanford *	L	2-8
3/10	at Stanford *	L	4-7
3/11	at Stanford *	L	2-8
3/16	at Arizona St. *	L	0-3
3/17	at Arizona St. *	L	1-3
3/18	at Arizona St. *	L	2-9
3/20	WRIGHT ST.	L	7-10
3/21	WRIGHT ST.	W	6-4
3/24	UCLA *	L	3-4
3/25	UCLA *	L	6-8
3/26	UCLA *	L	8-10
3/30	at USC *	L	1-9
3/31	at USC *	L	3-16
4/1	at USC *	L	4-9
4/5	LIBERTY	W	5-3
4/6	LIBERTY	W	11-4
4/7	LIBERTY	L	6-8
4/12	at UCLA *	W	4-3
4/13	at UCLA *	W	9-7
4/14	at UCLA *	L	4-14
4/17	at Grand Canyon	L	1-8
4/20	STANFORD *	L	3-5
4/21	STANFORD *	L	3-9
4/22	STANFORD *	L	5-13
4/27	CALIFORNIA *	W	12-8
4/28	CALIFORNIA *	W	11-2
4/29	CALIFORNIA *	W	17-10
5/5	GRAND CANYON	W	22-4
5/11	ARIZONA ST. *	W	2-1
5/12	ARIZONA ST. *	L	4-6
5/13	ARIZONA ST. *	L	4-5
5/18	# North Carolina St.	W	7-4
5/19	# North Carolina St.	W	3-2
5/20	# Clemson	L	1-9

* = Pacific-10 Conference Game

Carolina Invitational – Chapel Hill, N.C.

— 1991 —

Head Coach: Jerry Kindall

27-32 Overall, 10-20 Pac-10 South – 6th

1/26	NEW MEXICO	L	3-5
1/27	NEW MEXICO	W	13-7
1/28	NEW MEXICO	W	7-6
1/29	CSUDH	W	12-6
1/30	CSUDH	W	10-6
1/31	PEPPERDINE	W	4-3
2/1	PEPPERDINE	L	1-7
2/2	PEPPERDINE	L	0-15
2/7	at CS Fullerton	W	15-1
2/8	at CS Fullerton	L	2-7
2/9	at CS Fullerton	L	4-5
2/13	UCSB	W	16-11
2/13	UCSB	L	6-9
2/14	FLORIDA ST.	L	8-15
2/15	FLORIDA ST.	W	7-3
2/16	FLORIDA ST.	W	3-2
2/19	CS NORTHBRIDGE	L	4-8
2/20	CS NORTHBRIDGE	L	1-7
2/22	USC *	W	14-11
2/23	USC *	L	10-11
2/24	USC *	L	6-18
2/26	NEW MEXICO ST.	W	12-7
2/27	NEW MEXICO ST.	W	13-2
3/2	at Stanford *	L	3-4
3/8	at UCLA *	L	1-3
3/9	at UCLA *	L	9-11
3/10	at UCLA *	L	4-16
3/12	KENTUCKY	L	4-5

* = Pacific-10 Conference Game

Carolina Invitational – Chapel Hill, N.C.

||
||
||

YEAR-BY-YEAR RESULTS

2/16	CSUDH	W	17-13
2/16	CSUDH	W	9-2
2/20	at USC *	L	11-15
2/20	at USC *	L	1-8
2/21	at USC *	W	10-2
2/26	STANFORD *	W	14-13
2/27	STANFORD *	W	13-8
3/1	STANFORD *	W	16-2
3/5	UCLA *	L	8-10
3/6	UCLA *	L	9-16
3/7	UCLA *	L	15-20
3/9	NOTRE DAME	W	19-6
3/10	NOTRE DAME	W	10-9
3/12	at California *	L	8-10
3/13	at California *	W	7-2
3/14	at California *	L	7-8
3/15	# at Fresno St.	W	19-9
3/16	# Kansas St.	W	6-1
3/17	# Texas Tech	L	0-4
3/18	# SW Missouri	W	11-0
3/18	# St. John's	L	4-5
3/19	# Texas Tech	L	8-11
3/23	WRIGHT ST.	W	17-7
3/24	WRIGHT ST.	L	3-5
3/27	USC *	W	18-8
3/27	USC *	W	7-4
3/28	USC *	L	9-12
4/2	at Arizona St. *	L	7-9
4/3	ARIZONA ST. *	W	9-5
4/4	ARIZONA ST. *	W	10-9
4/8	at UCLA *	L	0-5
4/9	at UCLA *	W	9-4
4/10	at UCLA *	W	8-7
4/13	at Grand Canyon	L	7-14
4/16	CALIFORNIA *	W	12-5
4/17	CALIFORNIA *	W	7-4
4/18	CALIFORNIA *	L	15-17
4/23	at Stanford *	L	6-9
4/24	at Stanford *	W	4-3
4/25	at Stanford *	W	16-8
4/30	CS FULLERTON	W	11-9
5/1	CS FULLERTON	W	13-12
5/2	CS FULLERTON	L	9-11
5/7	GRAND CANYON	L	7-11
5/8	GRAND CANYON	W	21-5
5/14	ARIZONA ST. *	W	11-10
5/16	at Arizona St. *	L	6-11
5/16	at Arizona St. *	L	1-6
NCAA Midwest Regional – Stillwater, Okla.			
5/28	Auburn	L	1-9
5/29	North Carolina St.	W	5-2
5/30	Fordham	W	18-7
5/31	at Oklahoma St.	W	4-0
5/31	at Oklahoma St.	L	10-11
* = Pacific-10 Conference Game			
# Pepsi/Johnny Quick Classic – Fresno, Calif.			

— 1994 —

Head Coach: Jerry Kindall

15-40 Overall, 7-23 Pac-10 – 6th

1/28	NEW MEXICO	W	4-1
1/29	NEW MEXICO	L	8-10
1/30	NEW MEXICO	L	8-11
2/5	at CS Fullerton	L	0-9
2/5	at CS Fullerton	L	3-6
2/6	at CS Fullerton	L	2-5
2/9	CSUDH	L	5-6
2/9	CSUDH	W	2-1
2/10	NEW MEXICO ST.	L	8-11
2/11	NEW MEXICO ST.	L	9-12
2/13	NEW MEXICO ST.	W	10-9
2/18	TEXAS A&M	L	3-16
2/19	TEXAS A&M	L	0-4
2/20	TEXAS A&M	L	5-14
2/25	at USC *	L	1-7
2/26	at USC *	L	4-15
2/27	at USC *	L	5-10
3/4	# Ohio St.	L	0-3
3/5	# at Minnesota	L	5-9
3/6	# Arizona St.	L	4-12
3/11	at Arizona St. *	L	6-16
3/12	ARIZONA ST. *	L	5-7
3/13	ARIZONA ST. *	W	8-7
3/15	at Sacramento St.	W	10-4
3/16	at Sacramento St.	L	8-25
3/18	at California *	L	2-6
3/19	at California *	L	6-15
3/20	at California *	L	3-9
3/25	STANFORD *	L	5-7
3/26	STANFORD *	W	8-7
3/27	STANFORD *	L	4-27
3/29	at Grand Canyon	L	12-14
3/31	USC *	L	3-9
4/1	USC *	L	3-7
4/2	USC *	L	2-6
4/8	ARIZONA ST. *	W	8-2
4/9	at Arizona St. *	L	2-4
4/10	at Arizona St. *	L	4-15
4/15	UCLA *	W	6-1
4/16	UCLA *	L	6-10
4/17	UCLA *	W	4-2
4/22	at Stanford *	L	3-8
4/24	at Stanford *	L	3-10
4/24	at Stanford *	L	1-5
4/29	CALIFORNIA *	W	7-6
4/30	CALIFORNIA *	W	14-5
5/1	CALIFORNIA *	L	8-14
5/6	GRAND CANYON	W	6-5

5/7	GRAND CANYON	W	5-2
5/14	at UCLA *	L	4-9
5/15	at UCLA *	L	5-13
5/16	at UCLA *	L	6-9
5/19	at Long Beach St.	W	4-0
5/20	at Long Beach St.	L	7-11
5/21	at Long Beach St.	W	3-1
* = Pacific-10 Conference Game			
# Metrodome Tournament – Minneapolis, Minn.			

— 1995 —

Head Coach: Jerry Kindall

20-35-1 Overall, 6-24 Pac-10 – 6th

1/27	NEW MEXICO	W	8-7
1/28	NEW MEXICO	L	4-10
1/29	NEW MEXICO	W	6-5
2/2	BRIGHAM YOUNG	W	11-10
2/3	BRIGHAM YOUNG	W	2-1
2/4	BRIGHAM YOUNG	L	4-8
2/6	ST. MARY'S	L	8-14
2/7	ST. MARY'S	L	8-11
2/8	CS FULLERTON	L	2-10
2/10	CS FULLERTON	L	2-10
2/12	CS FULLERTON	L	1-6
2/14	CSUDH	W	4-3
2/17	at Hawaii-Hilo	L	4-5
2/18	at Hawaii-Hilo	W	17-3
2/18	at Hawaii-Hilo	W	17-10
2/19	at Hawaii-Hilo	W	8-0
2/21	ST. FRANCIS	W	24-3
2/22	ST. FRANCIS	W	40-10
2/24	at Texas A&M	L	1-4
2/25	at Texas A&M	L	5-11
2/26	at Texas A&M	Tie	3-3
2/28	NEW MEXICO ST.	W	5-3
3/1	NEW MEXICO ST.	W	10-8
3/3	ARIZONA ST. *	W	9-8
3/4	at Arizona St. *	L	2-5
3/5	at Arizona St. *	L	7-11
3/10	UCLA *	L	3-19
3/11	UCLA *	W	6-5
3/12	UCLA *	L	2-4
3/17	CALIFORNIA *	L	7-10
3/18	CALIFORNIA *	L	8-9
3/19	CALIFORNIA *	L	8-12
3/21	at Grand Canyon	L	7-8
3/24	at USC *	L	3-7
3/25	at USC *	W	8-6
3/26	at USC *	L	8-11
3/31	STANFORD *	L	8-12
4/1	STANFORD *	L	5-8
4/2	STANFORD *	L	3-18
4/8	at California *	W	7-3
4/8	at California *	L	5-10
4/9	at California *	L	6-11
4/11	GRAND CANYON	W	17-8
4/13	at UCLA *	L	1-7
4/14	at UCLA *	L	6-8
4/15	at UCLA *	L	10-11
4/21	at Arizona St. *	L	0-7
4/22	ARIZONA ST. *	L	4-6
4/23	ARIZONA ST. *	W	7-6
4/26	GRAND CANYON	W	13-5
4/28	at Stanford *	L	1-7
4/29	at Stanford *	W	8-6
4/30	at Stanford *	L	3-4
5/13	USC *	L	3-11
5/14	USC *	L	4-15
5/15	USC *	L	8-9
* = Pacific-10 Conference Game			

— 1996 —

Head Coach: Jerry Kindall

24-32 Overall, 7-23 Pac-10 – 6th

1/26	NEW MEXICO	W	7-5
1/27	NEW MEXICO	L	7-10
1/28	NEW MEXICO	W	6-4
1/30	CSUDH	W	13-9
1/31	CSUDH	W	10-6
2/2	WASHINGTON ST.	W	11-10
2/3	WASHINGTON ST.	W	4-3
2/4	WASHINGTON ST.	W	12-6
2/8	TEXAS A&M	W	8-7
2/9	TEXAS A&M	W	6-1
2/10	TEXAS A&M	L	8-9
2/13	NEW MEXICO ST.	W	15-1
2/14	NEW MEXICO ST.	W	15-4
2/16	at CS Fullerton	L	2-6
2/17	at CS Fullerton	L	5-9
2/18	at CS Fullerton	L	8-9
2/20	WYOMING	L	9-12
2/21	WYOMING	W	8-5
2/23	MINNESOTA	L	11-12
2/24	MINNESOTA	L	5-7
2/25	MINNESOTA	W	4-2
2/27	UCSB	W	12-2
2/28	UCSB	W	6-1
3/1	at USC *	L	5-20
3/2	at USC *	L	0-4
3/3	at USC *	W	9-8
3/8	UCLA *	W	6-5
3/9	UCLA *	W	11-6
3/10	UCLA *	L	6-12
3/12	at Grand Canyon	W	6-4
3/15	CALIFORNIA *	L	3-13
3/16	CALIFORNIA *	L	4-8
3/17	CALIFORNIA *	L	2-15
3/22	at Arizona St. *	L	7-8

3/23	at Arizona St. *	L	11-16
3/24	at Arizona St. *	W	15-7
3/29	at Stanford *	L	2-14
3/30	at Stanford *	L	6-7
3/31	at Stanford *	L	3-16
4/4	USC *	L	2-6
4/5	USC *	L	4-15
4/6	USC *	L	0-2
4/9	GRAND CANYON	L	7-12
4/12	at UCLA *	L	3-4
4/13	at UCLA *	W	19-13
4/14	at UCLA *	W	5-4
4/19	STANFORD *	L	5-6
4/20	STANFORD *	L	3-9
4/21	STANFORD *	L	4-22
4/23	GRAND CANYON	W	8-7
4/26	at California *	L	8-9
4/27	at California *	L	7-11
4/28	at California *	L	5-8
5/11	ARIZONA ST. *	W	14-13
5/12	ARIZONA ST. *	L	16-20
5/13	ARIZONA ST. *	L	3-16
* = Pacific-10 Conference Game			

— 1997 —

Head Coach: Jerry Stitt

32-26 Overall, 13-17 Pac-10 – 5th

1/24	at Hawaii-Hilo	W	14-1
1/25	at Hawaii-Hilo	W	9-0
1/25	at Hawaii-Hilo	W	4-1
1/26	at Hawaii-Hilo	L	4-10
1/31	NEW MEXICO	L	3-7
2/1	NEW MEXICO	W	6-4
2/2	NEW MEXICO	W	8-1
2/6	CS FULLERTON	L	13-23
2/7	CS FULLERTON	L	6-8
2/8	CS FULLERTON	L	9-20
2/11	CSUDH	W	26-10
2/12	CSUDH	W	12-2
2/14	at Texas A&M	W	3-2
2/15	at Texas A&M	L	1-5
2/16	at Texas A&M	L	4-5
2/18	NEW MEXICO ST.	W	12-4
2/19	NEW MEXICO ST.	L	4-8
2/20	SOUTHERN UTAH	W	20-6
2/21	SOUTHERN UTAH	W	3-2
2/22	ORAL ROBERTS	W	12-3
2/23	ORAL ROBERTS	L	3-5
2/25	E. MICHIGAN	W	28-0
2/26	E. MICHIGAN	W	16-3
2/28	at California *	W	8-7
3/1	at California *	W	2-1
3/2	at California *	W	5-3
3/7	UCLA *	W	4-2
3/8	UCLA *	W	13-3
3/9	UCLA *	L	1-12
3/11	RADFORD	W	5-4
3/12	RADFORD	W	13-9
3/14	at USC *	L	2-3
3/15	at USC *	W	6-5
3/16	at USC *	L	2-6
3/21	ARIZONA ST. *	L	6-8
3/22	ARIZONA ST. *	W	5-4
3/23	ARIZONA ST. *	L	7-11
3/25	GRAND CANYON	W	4-3
3/27	STANFORD *	L	3-10
3/28	STANFORD *	W	11-7
3/29	STANFORD *	L	2-4
4/4	CALIFORNIA *	W	2-0
4/5	CALIFORNIA *	W	12-0
4/6	CALIFORNIA *	W	5-0
4/8	at Grand Canyon	W	12-2
4/11	at UCLA *	L	3-11
4/12	at UCLA *	L	6-13
4/13	at UCLA *	L	3-13
4/18	USC *	L	6-8
4/19	USC *	L	1-10
4/20	USC *	L	9-13
4/22	GRAND CANYON	W	15-8
4/25	at Arizona St. *	L	5-7
4/26	at Arizona St. *	W	6-4
4/27	at Arizona St. *	W	8-3
5/2	at Stanford *	L	2-9
5/3	at Stanford *	L	9-13
5/4	at Stanford *	L	1-12
* = Pacific-10 Conference Game			

— 1998 —

Head Coach: Jerry Stitt

33-23 Overall, 12-18 Pac-10 South – 4th

1/20	NORTHBRIDGE	W	15-12
1/21	NORTHBRIDGE	W	18-1
1/23	SAN DIEGO	W	12-8
1/24	SAN DIEGO	W	15-9
1/25	SAN DIEGO	W	10-5
1/30	NEW MEXICO	W	9-8
1/31	NEW MEXICO	W	21-8
2/1	NEW MEXICO	W	15-6
2/5	BAYLOR	W	8-1
2/6	BAYLOR	W	15-2
2/7	BAYLOR	W	9-6
2/10	NEW MEXICO ST.	W	13-3
2/11	NEW MEXICO ST.	W	11-10
2/13	PORTLAND ST.	W	25-6
2/14	PORTLAND ST.	W	22-1
2/14	PORTLAND ST.	W	5-1
2/20	at USC *	L	3-10
2/21	at USC *	L	1-4

2/22	at USC *	W	3-2
2/25	SOUTHERN UTAH	W	16-3
2/25	SOUTHERN UTAH	W	13-1

— 2000 —

Head Coach: Jerry Stitt

26-30 Overall, 8-16 Pac-10 – 7th

1/21	ST. MARY'S	W	11-2
1/22	ST. MARY'S	L	3-4
1/23	ST. MARY'S	W	5-2
1/28	SAN FRANCISCO	W	4-3
1/29	SAN FRANCISCO	W	21-7
1/30	SAN FRANCISCO	L	10-16
1/31	BRIGHAM YOUNG	L	9-15
2/1	BRIGHAM YOUNG	L	1-8
2/3	NEW MEXICO	W	7-3
2/4	NEW MEXICO	W	14-7
2/5	NEW MEXICO	W	6-4
2/11	NEVADA	L	7-10
2/12	NEVADA	L	12-22
2/13	NEVADA	W	9-3
2/16	at TEXAS A&M CC	W	23-8
2/18	at Texas A&M	W	4-1
2/19	at Texas A&M	L	3-8
2/20	at Texas A&M	L	3-7
2/25	TULANE	W	4-3
2/26	TULANE	W	19-7
2/27	TULANE	W	8-5
3/3	at Arizona St.	L	7-9
3/4	at Arizona St.	L	3-32
3/5	at Arizona St.	L	8-14
3/10	UCSB	W	12-8
3/11	UCSB	L	12-15
3/12	UCSB	W	10-4
3/14	HOUSTON	L	4-10
3/17	CALIFORNIA *	W	4-1
3/18	CALIFORNIA *	L	6-26
3/19	CALIFORNIA *	L	14-24
3/21	GRAND CANYON	L	7-8
3/24	at Stanford *	W	8-5
3/25	at Stanford *	L	4-6
3/26	at Stanford *	L	1-7
3/31	USC *	W	11-4
4/1	USC *	L	9-20
4/2	USC *	L	2-6
4/7	at Washington *	L	2-6
4/8	at Washington *	W	14-8
4/9	at Washington *	W	3-2
4/14	at Oregon St. *	L	3-6
4/15	at Oregon St. *	L	4-10
4/16	at Oregon St. *	W	10-5
4/20	WASHINGTON ST. *	L	4-12
4/21	WASHINGTON ST. *	L	6-9
4/22	WASHINGTON ST. *	W	21-3
4/28	Northridge	W	6-1
4/29	Northridge	W	12-8
4/30	Northridge	W	9-7
5/13	at UCLA *	L	3-5
5/14	at UCLA *	L	0-10
5/15	at UCLA *	L	5-8
5/19	ARIZONA ST. *	W	19-11
5/20	ARIZONA ST. *	L	4-11
5/21	ARIZONA ST. *	L	10-24

* = Pacific-10 Conference Game

— 2001 —

Head Coach: Jerry Stitt

33-23 Overall, 12-12 Pac-10 – 5th

1/18	at Hawaii Hilo	W	3-2
1/19	at Hawaii Hilo	W	3-2
1/19	at Hawaii Hilo	W	12-1
1/20	at Hawaii Hilo	L	1-4
1/25	BRIGHAM YOUNG	L	4-8
1/26	BRIGHAM YOUNG	W	15-7
1/29	ST. MARY'S	W	8-4
1/30	ST. MARY'S	L	8-12
1/31	ST. MARY'S	L	4-8
2/2	LONG BEACH	L	4-6
2/3	LONG BEACH	L	9-21
2/4	LONG BEACH	L	11-18
2/8	NEW MEXICO	W	9-3
2/9	NEW MEXICO	W	8-0
2/10	NEW MEXICO	W	12-3
2/16	TEXAS A&M	W	9-6
2/17	TEXAS A&M	W	12-5
2/18	TEXAS A&M	W	16-5
2/23	UTAH UTES	W	8-7
2/24	UTAH UTES	L	4-6
2/25	UTAH UTES	W	5-4
3/2	# Southern Mississippi	L	4-14
3/3	# at Mississippi	L	4-5
3/4	# St. Francis (N.Y.)	W	3-1
3/9	at UCLA *	L	2-3
3/10	at UCLA *	W	6-4
3/11	at UCLA *	W	9-6
3/14	HOUSTON	L	3-9
3/16	SOUTHERN UTAH	W	13-5
3/17	SOUTHERN UTAH	W	7-2
3/18	SOUTHERN UTAH	W	13-7
3/23	USC *	L	0-8
3/24	USC *	L	4-6
3/25	USC *	L	7-8
3/30	OREGON ST. *	W	5-2
3/31	OREGON ST. *	L	0-8
4/1	OREGON ST. *	W	13-6
4/6	at Washington St. *	W	14-11
4/7	at Washington St. *	W	11-7
4/8	at Washington St. *	L	14-17
4/12	TEXAS A&M CC	W	14-9
4/13	TEXAS A&M CC	W	19-7
4/14	TEXAS A&M CC	W	13-0
4/17	at Grand Canyon	W	4-2

4/20	CALIFORNIA *	L	9-11
4/21	CALIFORNIA *	L	13-19
4/22	CALIFORNIA *	W	12-11
4/27	at ARIZONA ST. *	L	4-7
4/28	at ARIZONA ST. *	W	3-1
4/29	at ARIZONA ST. *	L	5-6
5/11	at Stanford *	L	5-6
5/12	at Stanford *	W	5-4
5/13	at Stanford *	L	2-8
5/18	WASHINGTON *	W	8-3
5/19	WASHINGTON *	W	5-2
5/20	WASHINGTON *	W	18-6

* = Pacific-10 Conference Game
Ole Miss Invitational – Oxford, Miss.

— 2002 —

Head Coach: Andy Lopez

31-24 Overall, 9-15 Pac-10 – 17th

1/25	NEW MEXICO	W	6-2
1/26	NEW MEXICO	W	23-3
1/27	NEW MEXICO	W	8-2
2/1	UTAH	W	3-0
2/2	UTAH	W	17-5
2/3	UTAH	L	5-7
2/4	SOUTHERN UTAH	W	10-1
2/5	SOUTHERN UTAH	W	11-8
2/7	SDSU	W	1-0
2/8	SDSU	W	6-3
2/9	SDSU	W	7-5
2/13	at Texas A&M-CC	W	4-1
2/15	at Texas A&M	L	0-4
2/16	at Texas A&M	L	4-9
2/17	at Texas A&M	L	6-13
2/22	UC IRVINE	W	14-4
2/23	UC IRVINE	W	7-6
2/24	UC IRVINE	W	13-9
2/26	NEW MEXICO ST.	W	14-10
3/2	CSUDH	W	12-1
3/3	CSUDH	W	13-4
3/8	at Long Beach St.	L	0-4
3/9	at Long Beach St.	L	6-7
3/10	at Long Beach St.	L	0-6
3/15	UNC WILMINGTON	L	7-9
3/16	UNC WILMINGTON	W	9-6
3/17	UNC WILMINGTON	W	14-2
3/22	ARIZONA ST. *	L	7-9
3/23	ARIZONA ST. *	L	6-10
3/24	ARIZONA ST. *	W	10-1
3/28	at Oregon St. *	W	13-9
3/29	at Oregon St. *	L	1-2
3/30	at Oregon St. *	L	0-5
4/5	STANFORD *	L	4-5
4/6	STANFORD *	L	1-19
4/7	STANFORD *	W	15-13
4/12	at California *	W	8-4
4/13	at California *	W	18-9
4/14	at California *	L	1-2
4/16	GRAND CANYON	W	17-8
4/19	UC RIVERSIDE	W	5-1
4/20	UC RIVERSIDE	L	5-12
4/21	UC RIVERSIDE	W	13-5
4/26	at USC *	L	6-14
4/27	at USC *	L	10-12
4/28	at USC *	W	15-12
5/10	UCLA *	W	10-9
5/11	UCLA *	L	3-5
5/12	UCLA *	L	14-18
5/17	WASHINGTON ST. *	L	5-6
5/18	WASHINGTON ST. *	W	8-7
5/19	WASHINGTON ST. *	L	7-9
5/24	at Washington *	L	3-7
5/25	at Washington *	L	3-8
5/26	at Washington *	W	5-2

* = Pacific-10 Conference Game

— 2003 —

Head Coach: Andy Lopez

35-23 Overall, 13-11 Pac-10 – 4th

1/30	BRIGHAM YOUNG	L	3-6
1/31	BRIGHAM YOUNG	W	17-13
2/01	BRIGHAM YOUNG	W	32-3
2/7	BAYLOR	W	7-4
2/8	BAYLOR	L	10-12
2/9	BAYLOR	L	9-11
2/14	at UC Irvine	W	3-0
2/15	at UC Irvine	W	6-0
2/16	at UC Irvine	W	7-1
2/21	MINNESOTA	L	10-13
2/22	MINNESOTA	W	11-5
2/23	MINNESOTA	W	7-2
2/24	OKLAHOMA ST.	W	7-4
2/28	TEXAS A&M	W	11-0
3/1	TEXAS A&M	L	8-11
3/2	TEXAS A&M	W	17-1
3/7	at Texas	W	5-1
3/8	at Texas	L	2-3
3/9	at Texas	L	1-4
3/11	PORTLAND	W	19-5
3/12	PORTLAND	W	15-12
3/13	WAGNER	W	15-0
3/14	WAGNER	W	20-0
3/15	WAGNER	W	13-1
3/18	vs. New Mexico ^	W	5-3
3/19	NEW MEXICO	W	8-3
3/21	USC *	L	2-12
3/22	USC *	W	6-5
3/23	USC *	W	16-3
3/28	at UCLA *	L	4-6

3/29	at UCLA *	L	5-7
3/30	at UCLA *	W	12-10
4/4	MIAMI (OHIO)	W	11-10
4/5	MIAMI (OHIO)	L	4-9
4/6	MIAMI (OHIO)	W	9-4
4/11	WASHINGTON *	L	3-4
4/12	WASHINGTON *	W	13-4
4/13	WASHINGTON *	W	9-4
4/14	SAC ST.	L	11-12
4/17	at Washington St. *	W	11-9
4/18	at Washington St. *	W	6-4
4/19	at Washington St. *	L	8-12
4/22	at Grand Canyon	L	0-4
4/25	at Stanford *	W	4-3
4/26	at Stanford *	L	9-10
4/27	at Stanford *	W	11-6
4/28	at Sacramento St.	W	21-13
5/2	CALIFORNIA *	W	9-5
5/3	CALIFORNIA *	W	10-4
5/4	CALIFORNIA *	L	7-12
5/17	OREGON ST. *	W	20-6
5/18	OREGON ST. *	W	9-4
5/19	OREGON ST. *	L	12-13
5/23	at Arizona St. *	L	2-5
5/24	at Arizona St. *	L	0-16
5/25	at Arizona St. *	L	2-15

NCAA Regional – Fullerton, Calif.

5/30 Notre Dame L 5-13

5/31 San Diego L 2-5

* = Pacific-10 Conference Game

^ = Nogales, Ariz.

— 2004 —

Head Coach: Andy Lopez

36-27-1 Overall, 12-12 Pac-10 – 5th

2/6	UC RIVERSIDE	W	6-5
2/7	UC RIVERSIDE	W	9-8
2/9	UC RIVERSIDE	W	10-7
2/13	CS FULLERTON	W	11-8
2/14	CS FULLERTON	W	10-6
2/15	CS FULLERTON	L	10-12
2/20	UC IRVINE	L	1-3
2/21	UC IRVINE	L	5-6
2/22	UC IRVINE	T	8-8
2/24	at Arizona St.	L	0-4
2/27	at Baylor	W	2-1
2/28	at Baylor	L	2-10
2/28	at Baylor	W	5-3
3/6	SAC STATE	L	8-9
3/6	SAC STATE	W	5-2
3/7	SAC STATE	W	11-6
3/11	# TCU	W	5-2
3/12	# Notre Dame	L	2-4
3/13	# Penn State	W	10-1
3/18	at Long Beach State	L	0-4
3/19	at Long Beach State	L	2-10
3/20	at Long Beach State	L	2-4
3/26	WASHINGTON ST. *	W	8-7
3/27	WASHINGTON ST. *	L	4-10
3/28	WASHINGTON ST. *	W	11-3
4/2	at Oregon State *	W	4-3
4/3	at Oregon State *	W	14-7
4/4	at Oregon State *	L	5-6
4/8	UCLA *	L	7-9
4/9	UCLA *	L	3-4
4/10	UCLA *	W	9-5
4/12	at Arizona St.	L	6-9
4/13	at UNLV	W	11-2
4/14	at UNLV	W	10-9
4/16	TEXAS-PAN AM	W	12-5
4/17	TEXAS-PAN AM	W	9-4
4/18	TEXAS-PAN AM	W	5-2
4/23	at Washington *	L	1-6
4/24	at Washington *	L	6-7
4/25	at Washington *	L	11-12
4/30	at Cal *	W	5-3
5/1	at Cal *	L	8-10
5/2	at Cal *	W	8-3
5/7	at UCLA	L	3-7
5/8	at UCLA	W	20-9
5/9	at UCLA	W	11-2
5/15	STANFORD *	L	9-11
5/16	STANFORD *	W	19-18
5/17	STANFORD *	W	11-2
5/21	ARIZONA ST. *	L	3-8
5/22	ARIZONA ST. *	L	2-7
5/23	ARIZONA ST. *	W	13-7
5/28	at USC *	W	7-6
5/29	at USC *	L	8-9
5/30	at USC *	W	7-6

NCAA Regional – South Bend, Ind.

6/4 UC Irvine W 7-3

6/5 Kent St. W 7-4

6/6 Notre Dame W 7-6

NCAA Super Regional – Long Beach, Calif.

6/11 at Long Beach State W 6-5

6/12 Long Beach State L 4-9

6/13 Long Beach State W 4-3

NCAA College World Series – Omaha, Neb.

6/18 Georgia L 7-8

6/20 Arkansas W 7-2

6/22 Georgia L 1-3

* = Pacific-10 Conference Game

Round Rock College Classic, Round Rock, Texas

— 2005 —

Head Coach: Andy Lopez

39-21 Overall, 17-7 Pac-10 – 2nd

2/4	NEW MEXICO	W	9-0
2/5	NEW MEXICO	W	14-5
2/6	NEW MEXICO	W	15-6
2/12	NORTHERN COLORADO	W	16-1
2/12	NORTHERN COLORADO	W	13-2
2/13	NORTHERN COLORADO	W	10-0
2/15	ARIZONA STATE	W	7-6
2/18	at UT Pan American	W	18-3
2/19	at UT Pan American	W	8-2
2/20	at UT Pan American	L	0-7
2/23	ARIZONA STATE	W	11-3
2/25	UC RIVERSIDE	L	8-12
2/26	UC RIVERSIDE	L	1-3
2/27	UC RIVERSIDE	W	5-4
3/4	TEXAS	L	4-5
3/5	TEXAS	W	8-3
3/6	TEXAS	L	4-5
3/11	MISSISSIPPI STATE	W	9-3
3/12	MISSISSIPPI STATE	W	7-3
3/13	MISSISSIPPI STATE	W	12-13
3/15	UNLV	L	4-8
3/16	UNLV	W	15-4
3/18	at Cal State Fullerton	W	1-0
3/19	at Cal State Fullerton	L	1-7
3/20	at Cal State Fullerton	L	15-17
3/24	WASHINGTON *	W	13-6
3/25	WASHINGTON *	W	6-5
3/26	WASHINGTON *	L	8-16
4/1	at UCLA *	W	8-4
4/2	at UCLA *	W	11-0
4/3	at UCLA *	W	12-2
4/8	at Washington State *	W	13-0
4/9	at Washington State *	W	7-4
4/10	at Washington State *	W	13-10
4/15	OREGON STATE *	W	7-5
4/16	OREGON STATE *	L	7-17
4/17	OREGON STATE *	W	1-6
4/19	at New Mexico	W	14-3
4/22	vs. UC Irvine ^	L	3-4
4/23	vs. UC Irvine ^	L	1-12
4/23	at Sac State	L	4-7
4/29	USC *	L	0-13
4/30	USC *	W	7-2
5/1	USC *	W	18-4
5/6	UTAH VALLEY STATE	W	16-0
5/7	UTAH VALLEY STATE	W	12-1
5/8	UTAH VALLEY STATE	W	7-2
5/14	at Arizona State *	L	2-6
5/15	at Arizona State *	W	16-7
5/16	at Arizona State *	W	18-1
5/20	at Stanford *	W	9-4
5/21	at Stanford *	L	4-5
5/22	at Stanford *	W	11-8
5/28	CAL *	L	3-6
5/29	CAL *	W	10-5
5/30	CAL *	L	4-7

YEAR-BY-YEAR RESULTS

4/26	SOUTHERN UTAH	W	7-5
4/28	at Washington *	L	5-7
4/29	at Washington *	W	15-0
4/30	at Washington *	L	3-4
5/2	at Arizona State	L	8-22
5/5	UNLV	W	7-6
5/6	UNLV	L	7-15
5/7	UNLV	L	12-16
5/13	WASHINGTON STATE *	W	29-4
5/14	WASHINGTON STATE *	L	3-9
5/15	WASHINGTON STATE *	L	5-6
5/19	ARIZONA STATE *	L	6-15
5/20	ARIZONA STATE *	W	18-12
5/21	ARIZONA STATE *	W	5-4
5/26	at USC *	W	10-5
5/27	at USC *	W	6-0
5/28	at USC *	W	17-14

* = Pacific-10 Game
 # Dairy Queen Classic, Minneapolis, Minn.
 ^ Challenge at Chase, Phoenix, Ariz.

— 2007 — Head Coach: Andy Lopez 42-17, 15-9 Pac-10 – 2nd

2/2	GONZAGA	W	14-0
2/3	GONZAGA	W	10-3
2/4	GONZAGA	W	12-1
2/6	UTAH VALLEY STATE	W	4-2
2/7	UTAH VALLEY STATE	W	13-2
2/9	NEW MEXICO	W	9-6
2/10	NEW MEXICO	W	8-1
2/11	NEW MEXICO	W	8-3
2/16	at Cal State Fullerton	W	2-1
2/17	at Cal State Fullerton	L	0-9
2/18	at Cal State Fullerton	L	2-9
2/23	at UNLV	W	6-5
2/24	at UNLV	W	9-3
2/25	at UNLV	L	6-8
2/27	ARIZONA STATE	L	8-22
3/2	EASTERN MICHIGAN	W	9-2
3/3	EASTERN MICHIGAN	W	8-7
3/4	EASTERN MICHIGAN	L	5-7
3/9	at Hawaii	W	2-1
3/10	at Hawaii	L	0-4
3/11	at Hawaii	W	3-1
3/13	at Hawaii-Hilo	W	19-3
3/20	MOREHEAD STATE	W	5-4
3/21	MOREHEAD STATE	W	7-6
3/24	NORTHERN COLORADO	W	12-0
3/24	NORTHERN COLORADO	W	6-2
3/25	NORTHERN COLORADO	W	7-5
3/28	^ vs. Arizona State	W	6-5
3/30	OREGON STATE *	W	5-4
3/31	OREGON STATE *	W	8-2
4/1	OREGON STATE *	W	17-14
4/5	CAL *	W	1-0
4/6	CAL *	W	15-12
4/7	CAL *	W	5-3
4/13	at Stanford *	W	8-1
4/14	at Stanford *	W	15-1
4/15	at Stanford *	L	3-6
4/20	at Washington State *	W	3-1
4/21	at Washington State *	L	3-4
4/22	at Washington State *	L	3-5
4/27	at UCLA *	L	3-9
4/28	at UCLA *	L	4-11
4/29	at UCLA *	W	5-3
5/4	LIBERTY	W	16-2
5/5	LIBERTY	W	16-3
5/6	LIBERTY	W	7-6
5/12	USC *	W	5-2
5/13	USC *	L	5-7
5/14	USC *	L	2-4
5/18	WASHINGTON *	W	7-0
5/19	WASHINGTON *	W	13-4
5/20	WASHINGTON *	W	17-8
5/23	at Arizona State *	L	5-8
5/24	at Arizona State *	L	7-8
5/25	at Arizona State *	W	14-5

NCAA Regional – Wichita, Kan.

6/1	vs. Oral Roberts	W	4-3
6/2	vs. New Orleans	W	9-8
6/3	at Wichita State	L	3-4
6/4	at Wichita State	L	0-3

* = Pacific-10 Game
 ^ Challenge at Chase, Phoenix, Ariz.

— 2008 — Head Coach: Andy Lopez 42-19, 12-12 Pac-10 – 4th

2/22	at Georgia	L	7-9
2/23	at Georgia	W	7-1
2/24	at Georgia	W	9-8
2/29	SACRAMENTO STATE	W	9-3
3/1	SACRAMENTO STATE	W	15-7
3/2	SACRAMENTO STATE	W	10-9
3/4	UNLV	W	7-6
3/5	UNLV	W	16-6
3/7	# South Alabama	W	18-0
3/8	# Texas A&M Corpus Christi	W	3-0
3/9	# Notre Dame	W	16-0
3/14	CAL STATE FULLERTON	W	8-3
3/15	CAL STATE FULLERTON	W	6-2
3/16	CAL STATE FULLERTON	L	7-10
3/18	at Arizona State	L	5-6
3/21	at USC *	W	10-2
3/21	at USC *	L	0-5
3/22	at USC *	L	0-5

3/25	at Oklahoma State	L	2-10
3/26	at Oklahoma State	L	2-3
3/28	UCLA *	L	3-4
3/29	UCLA *	L	8-20
3/30	UCLA *	W	8-4
4/4	at Washington *	L	0-1
4/5	at Washington *	W	5-0
4/6	at Washington *	L	1-5
4/8	at San Diego State	W	11-6
4/9	at San Diego State	W	5-2
4/11	INDIANA STATE	W	10-2
4/12	INDIANA STATE	W	5-0
4/13	INDIANA STATE	W	7-6
4/15	at New Mexico	W	10-6
4/16	at New Mexico	W	4-2
4/25	at Oregon State *	W	7-0
4/26	at Oregon State *	L	3-4
4/27	at Oregon State *	L	2-3
4/29	SAN DIEGO STATE	W	3-2
4/30	SAN DIEGO STATE	W	13-4
5/2	at California *	L	5-11
5/3	at California *	L	5-6
5/4	at California *	W	16-5
5/9	UTAH VALLEY STATE	W	10-4
5/10	UTAH VALLEY STATE	W	7-0
5/11	UTAH VALLEY STATE	W	11-4
5/17	STANFORD *	W	9-6
5/18	STANFORD *	L	5-11
5/19	STANFORD *	L	15-11
5/22	ARIZONA STATE *	L	6-13
5/23	ARIZONA STATE *	W	4-3
5/24	ARIZONA STATE *	W	7-4

NCAA Regional – Ann Arbor, Mich.

5/30	Eastern Michigan	W	13-7
5/31	Michigan	W	4-3
6/1	Kentucky	W	5-3

NCAA Super Regional – Coral Gables, Fla.

6/6	Miami	W	6-3
6/7	Miami	L	10-14
6/8	Miami	L	2-4

* = Pacific-10 Game
 # Whataburger College Classic – Corpus Christi, Texas

— 2009 — Head Coach: Andy Lopez 30-25, 13-14 Pac-10 – t-5th

2/20	SACRAMENTO STATE	W	5-3
2/21	SACRAMENTO STATE	L	7-10
2/22	SACRAMENTO STATE	W	11-2
2/24	at UNLV	W	14-7
2/25	at UNLV	W	16-12
2/27	GEORGIA	L	5-11
2/28	GEORGIA	L	5-12
3/1	GEORGIA	L	5-10
3/3	HOLY CROSS	W	15-4
3/4	HOLY CROSS	W	8-1
3/6	MASSACHUSETTS	W	13-4
3/7	MASSACHUSETTS	L	8-9
3/8	MASSACHUSETTS	W	9-0
3/10	OKLAHOMA STATE	L	4-10
3/11	OKLAHOMA STATE	L	5-8
3/13	MICHIGAN	W	2-0
3/14	MICHIGAN	W	9-7
3/15	MICHIGAN	W	14-0
3/20	at Arizona State *	L	1-4
3/21	at Arizona State *	L	3-7
3/22	at Arizona State *	L	9-23
3/27	at UCLA *	L	6-7
3/28	at UCLA *	W	19-5
3/29	at UCLA *	L	6-8
4/3	USC *	W	7-6
4/4	USC *	L	14-15
4/5	USC *	L	3-7
4/9	OREGON STATE *	L	5-9
4/10	OREGON STATE *	W	6-5
4/11	OREGON STATE *	L	3-8
4/14	NEW MEXICO	W	9-3
4/15	NEW MEXICO	W	13-5
4/17	at Washington State *	L	4-5
4/18	at Washington State *	L	4-5
4/19	at Washington State *	L	7-8
4/20	at Gonzaga	W	8-7
4/24	at Stanford *	W	11-1
4/25	at Stanford *	L	1-3
4/26	at Stanford *	W	7-6
4/29	ARIZONA STATE	L	3-20
5/1	CALIFORNIA *	W	13-4
5/2	CALIFORNIA *	W	8-4
5/3	CALIFORNIA *	W	12-8
5/5	at Cal State Fullerton	L	2-5
5/6	at Cal State Fullerton	L	4-8
5/9	LOYOLA MARYMOUNT	W	12-2
5/10	LOYOLA MARYMOUNT	W	9-5
5/11	LOYOLA MARYMOUNT	W	7-6
5/16	WASHINGTON *	L	4-7
5/17	WASHINGTON *	W	10-7
5/18	WASHINGTON *	W	9-5
5/20	ARIZONA STATE	L	3-9
5/22	at Oregon *	W	3-1
5/23	at Oregon *	W	14-5
5/24	at Oregon *	W	5-2

* = Pacific-10 Game

— 2010 — Head Coach: Andy Lopez 34-24, 12-15 Pac-10 – t-7th

2/19	UTAH VALLEY	W	8-1
2/21	UTAH VALLEY	W	18-1
2/21	UTAH VALLEY	W	8-7
2/26	LONG BEACH STATE	L	7-8
2/27	LONG BEACH STATE	L	3-10
3/2	UNLV	L	10-12
3/3	UNLV	W	5-4
3/5	CAL STATE FULLERTON	W	8-7
3/6	CAL STATE FULLERTON	L	1-6
3/7	CAL STATE FULLERTON	W	10-1
3/10	SAINT JOSEPH'S	W	17-3
3/10	SAINT JOSEPH'S	W	12-2
3/12	NORTHERN COLORADO	W	9-1
3/13	NORTHERN COLORADO	W	7-6
3/14	NORTHERN COLORADO	W	18-4
3/16	WICHITA STATE	W	13-5
3/17	WICHITA STATE	W	19-0
3/19	SACRAMENTO STATE	W	5-0
3/20	SACRAMENTO STATE	W	8-7
3/21	SACRAMENTO STATE	W	10-6
3/23	NEW MEXICO	W	10-4
3/24	NEW MEXICO	W	11-7
3/26	OREGON *	W	9-3
3/27	OREGON *	W	8-4
3/28	OREGON *	L	8-9
4/1	at California *	L	2-7
4/3	at California *	L	0-8
4/3	at California *	L	3-4
4/9	at Washington *	W	7-2
4/10	at Washington *	L	2-10
4/11	at Washington *	W	9-1
4/12	at Gonzaga	W	5-4
4/16	WASHINGTON STATE *	W	5-3
4/17	WASHINGTON STATE *	W	13-6
4/18	WASHINGTON STATE *	W	12-11
4/20	at Arizona State	W	4-2
4/23	UCLA *	L	3-6
4/24	UCLA *	L	2-6
4/25	UCLA *	W	6-4
4/30	at USC *	L	0-6
5/1	at USC *	L	5-7
5/2	at USC *	W	9-7
5/4	at Arizona State	L	1-13
5/7	CSU BAKERSFIELD	L	2-7
5/8	CSU BAKERSFIELD	W	17-6
5/9	CSU BAKERSFIELD	L	5-22
5/15	ARIZONA STATE *	L	4-12
5/16	ARIZONA STATE *	W	12-4
5/17	ARIZONA STATE *	L	2-4
5/21	STANFORD *	L	1-3
5/22	STANFORD *	W	9-8
5/23	STANFORD *	L	4-8
5/28	at Oregon State *	L	3-6
5/29	at Oregon State *	L	0-5
5/20	at Oregon State *	W	3-1

NCAA Regional – Fort Worth, Texas

6/4	vs Baylor	W	10-9
6/5	at TCU	L	5-11
6/6	vs Baylor	L	2-4

* = Pacific-10 Game

— 2011 — Head Coach: Andy Lopez 39-21, 15-12 Pac-10 – 4th

2/18	NORTH DAKOTA STATE	W	10-0
2/19	NORTH DAKOTA STATE	W	12-1
2/20	NORTH DAKOTA STATE	W	8-1
2/25	at Long Beach State	L	1-2
2/26	at Long Beach State	W	9-1
2/27	at Long Beach State	W	7-1
3/1	RICE	W	10-8
3/2	RICE	L	7-11
3/4	UTAH VALLEY	W	6-5
3/5	UTAH VALLEY	W	6-3
3/6	UTAH VALLEY	W	9-3
3/8	at UNLV	W	12-1
3/9	at UNLV	L	7-9
3/11	NORTHERN COLORADO	W	11-1
3/12	NORTHERN COLORADO	W	12-4
3/13	NORTHERN COLORADO	W	2-1
3/15	at Wichita State	L	5-6
3/16	at Wichita State	L	3-8
3/19	SAN FRANCISCO	W	14-0
3/20	SAN FRANCISCO	W	7-0
3/21	SAN FRANCISCO	W	8-5
3/25	at Arizona State *	W	5-2
3/26	at Arizona State *	L	1-5
3/27	at Arizona State *	L	1-8
3/29	NEW MEXICO	W	12-3
3/30	NEW MEXICO	W	10-9
4/1	OREGON STATE *	W	18-0
4/2	OREGON STATE *	L	4-10
4/3	OREGON STATE *	L	4-8
4/5	ARIZONA STATE	L	5-10
4/8	CALIFORNIA *	W	5-4
4/9	CALIFORNIA *	W	10-8
4/10	CALIFORNIA *	L	7-17
4/15	at UCLA *	W	5-4
4/16	at UCLA *	L	0-4
4/17	at UCLA *	L	5-8
4/21	at Oregon *	L	2-4
4/22	at Oregon *	W	2-1
4/23	at Oregon *	L	3-7
4/26	ARIZONA STATE	L	3-4
4/29	USC *	W	4-3

4/30	USC *	W	20-4
5/1	USC *	W	8-5
5/6	ALCORN STATE	W	10-2
5/7	ALCORN STATE	W	8-2
5/8	ALCORN STATE	W	15-2
5/14	at Washington State *	L	6-7
5/15	at Washington State *	W	8-1
5/16	at Washington State *	W	6-4
5/20	at Stanford *	L	0-1
5/21	at Stanford *	W	7-3
5/22	at Stanford *	L	1-2
5/27	WASHINGTON *	W	9-0
5/28	WASHINGTON *	W	6-5
5/29	WASHINGTON *	W	8-2

NCAA Regional – College Station, Texas

6/3	vs. Seton Hall	L	0-4
6/4	vs. Wright State	W	13-0
6/5	vs. Seton Hall	W	6-0
6/5	at Texas A&M	W	7-4
6/7	at Texas A&M	L	0-3

Year	Coach	W	L	T	Year	Coach	W	L	T	Year	Coach	W	L	T	Year	Coach	W	L	T
1904	B.L. Cosgrave	6	1	0	1916	J.F. McKale	6	2	0	1928	J.F. McKale	5	3	1	1940	J.F. McKale	11	5	1
1905	R. Newton	2	2	0	1917	J.F. McKale	4	2	0	1929	J.F. McKale	5	5	0	1941	J.F. McKale	10	9	1
1906	B.R. Hatcher	2	0	0	1918	J.F. McKale	0	1	0	1930	J.F. McKale	6	8	0	1942	J.F. McKale	18	1	0
1907	R. Newton	5	4	0	1919	J.F. McKale	3	3	0	1931	J.F. McKale	(no games)			1943	J.F. McKale	12	10	0
1908	B.R. Hatcher	10	2	0	1920	W.A. Porter	11	4	0	1932	J.F. McKale	4	4	0	1944	J.F. McKale	(no games)		
1909	Dan Farrish	8	4	0	1921	W.A. Porter	7	1	0	1933	J.F. McKale	8	6	0	1945	J.F. McKale	(no games)		
1910	R. Rigg	2	5	0	1922	J.F. McKale	6	1	2	1934	J.F. McKale	17	4	0	1946	J.F. McKale	10	3	0
1911	William Honley	2	4	0	1923	J.F. McKale	9	1	0	1935	J.F. McKale	19	1	0	1947	J.F. McKale	15	4	0
1912	Joe Collins	7	4	0	1924	J.F. McKale	7	1	0	1936	J.F. McKale	19	4	0	1948	J.F. McKale	19	8	0
1913	R.L. Quigley	1	0	0	1925	J.F. McKale	9	2	0	1937	J.F. McKale	18	2	0	1949	J.F. McKale	12	6	0
1914	C.R. Stewart	4	4	0	1926	J.F. McKale	9	4	0	1938	J.F. McKale	15	2	2					
1915	J.F. McKale	5	3	0	1927	J.F. McKale	10	6	0	1939	J.F. McKale	11	7	0					

Year	Coach	Overall Record			Conference Record					NCAA Regional			CWS		Final Polls	
		W	L	T	Conference	W	L	T	Finish	Regional	W-L	Finish	W-L	Finish	BA	CB
1950	Frank Sancet	28	6	1						District 6	1-2	2nd				
1951	Frank Sancet	28	4	0						District 6	1-2	2nd				
1952	Frank Sancet	22	14	0						District 6	1-2	2nd				
1953	Frank Sancet	21	16	0						District 6	1-2	2nd				
1954	Frank Sancet	40	9	0						District 7	3-0	1st	1-2	t-5th		
1955	Frank Sancet	43	8	0						District 6	2-1	1st	2-2	4th		
1956	Frank Sancet	49	8	0						District 6	2-0	1st	4-2	2nd		
1957	Frank Sancet	34	12	0						District 6	0-2	2nd				
1958	Frank Sancet	38	14	0						District 6	2-1	1st	0-2	t-7th		
1959	Frank Sancet	39	10	2						District 6	2-0	1st	3-2	2nd		2
1960	Frank Sancet	43	9	0						District 6	2-0	1st	2-2	3rd		3
1961	Frank Sancet	41	9	0						District 6	0-2	2nd				10
1962	Frank Sancet	40	8	2						District 6	0-2	2nd				19
1963	Frank Sancet	39	17	0	WAC (South)	8	4	0	1st	District 7	2-0	1st	4-2	2nd		2
1964	Frank Sancet	31	13	1	WAC (South)	7	5	0	2nd							20
1965	Frank Sancet	37	13	0	WAC (South)	7	5	0	2nd							25
1966	Frank Sancet	40	15	0	WAC (South)	8	4	0	1st	District 7	2-0	1st	1-2	t-5th		5
1967	Frank Sancet	35	15	0	WAC (South)	7	6	0	2nd							12
1968	Frank Sancet	34	17	0	WAC (South)	6	6	0	1st							16
1969	Frank Sancet	37	10	0	WAC (South)	10	8	0	2nd							19
1970	Frank Sancet	44	18	0	WAC (South)	11	7	0	1st	District 7	2-1	1st	0-2	t-7th		7
1971	Frank Sancet	30	18	2	WAC (South)	10	8	0	2nd							
1972	Frank Sancet	38	20	0	WAC (South)	9	9	0								
1973	Jerry Kindall	37	16	0	WAC (South)	15	5	0	2nd							28
1974	Jerry Kindall	58	6	0	WAC (South)	16	2	0	1st	District 7	0-2					9
1975	Jerry Kindall	43	13	1	WAC (South)	14	4	0	2nd	West	0-2					13
1976	Jerry Kindall	56	17	0	WAC (South)	12	6	0	2nd	Midwest	3-0	1st	5-1	1st		1
1977	Jerry Kindall	38	25	1	WAC (South)	11	7	0	2nd							
1978	Jerry Kindall	42	13	0	WAC (South)	13	5	0	2nd	West	2-2					10
1979	Jerry Kindall	43	25	0	Pac-10 (South)	17	13	0	2nd	Midwest	3-0	1st	1-2	t-5th		5
1980	Jerry Kindall	45	21	1	Pac-10 (South)	17	13	0	t-1st	West	3-0	1st	5-1	1st		1
1981	Jerry Kindall	30	22	0	Pac-10 (South)	14	16	0	4th							
1982	Jerry Kindall	32	21	1	Pac-10 (South)	15	13	1	3rd							
1983	Jerry Kindall	25	31	0	Pac-10 (South)	14	15	0	4th							
1984	Jerry Kindall	22	36	0	Pac-10 (South)	11	19	0	5th							
1985	Jerry Kindall	47	22	0	Pac-10 (South)	17	13	0	t-2nd	West II	3-0	1st	0-2	t-7th	11	7
1986	Jerry Kindall	49	19	0	Pac-10 (South)	18	12	0	t-2nd	Central	4-0	1st	4-1	1st	1	1
1987	Jerry Kindall	34	26	0	Pac-10 (South)	13	17	0	4th	West II	0-2					
1988	Jerry Kindall	33	26	0	Pac-10 (South)	10	20	0	6th							
1989	Jerry Kindall	45	18	1	Pac-10 (South)	23	7	0	1st	West I	3-2				9	11
1990	Jerry Kindall	26	34	0	Pac-10 (South)	11	19	0	5th							
1991	Jerry Kindall	27	32	0	Pac-10 (South)	10	20	0	6th							
1992	Jerry Kindall	34	23	1	Pac-10 (South)	18	12	0	1st	West	0-2				13	12
1993	Jerry Kindall	35	26	0	Pac-10 (South)	16	14	0	3rd	Midwest	3-2				9	9
1994	Jerry Kindall	15	40	0	Pac-10 (South)	7	23	0	6th							
1995	Jerry Kindall	20	35	1	Pac-10 (South)	6	24	0	6th							
1996	Jerry Kindall	24	32	0	Pac-10 (South)	7	23	0	6th							
1997	Jerry Stitt	32	26	0	Pac-10 (South)	13	17	0	5th							
1998	Jerry Stitt	33	23	0	Pac-10 (South)	12	18	0	4th							
1999	Jerry Stitt	33	23	0	Pac-10	13	11	0	t-4th	Waco	0-2	4th				
2000	Jerry Stitt	26	30	0	Pac-10	8	16	0	7th							
2001	Jerry Stitt	33	23	0	Pac-10	12	12	0	5th							
2002	Andy Lopez	31	24	0	Pac-10	9	15	0	t-7th							
2003	Andy Lopez	35	23	0	Pac-10	13	11	0	4th	Fullerton	0-2	4th				
2004	Andy Lopez	36	27	1	Pac-10	12	12	0	5th	South Bend	3-0	1st	1-2	t-5th	12	6
										Long Beach (SR)	2-1					
2005	Andy Lopez	39	21	0	Pac-10	17	7	0	2nd	Fullerton	2-2	2nd				
2006	Andy Lopez	27	28	0	Pac-10	12	12	0	4th							
2007	Andy Lopez	42	17	0	Pac-10	15	9	0	2nd	Wichita	2-2	2nd				22
2008	Andy Lopez	42	19	0	Pac-10	12	12	0	4th	Ann Arbor	3-0	1st				
										Coral Gables (SR)	1-2				14	13
2009	Andy Lopez	30	25	0	Pac-10	13	14	0	t-5th							
2010	Andy Lopez	34	24	0	Pac-10	12	15	0	t-7th	Fort Worth	1-2	3rd				
2011	Andy Lopez	39	21	0	Pac-10	15	12	0	4th	College Station	3-2	2nd				
2012	Andy Lopez	48	17	0	Pac-12	20	10	0	t-1st	Tucson	3-0	1st	5-0	1st	1	1
										Tucson (SR)	2-0					

All-Time Records	W	L	T	Pct.
WAC Record	164	91	0	.643
Pac-10/12 Record	452	496	1	.479
NCAA Tournament Record	108	73	0	.597
College World Series Record	38	27	0	.585
All-Time Overall Record	2,621	1,387	23	.653

ALL-TIME RECORD VS. OPPONENTS

Opponent	G	W	L	T	Pct.	First Game	Last Game	Opponent	G	W	L	T	Pct.	First Game	Last Game
Air Force	12	11	1	0	.917	1958	1968	UNLV	27	16	11	0	.593	1984	2011
Alabama State	0	0	0	0	-	2013	2013	New Hampshire	1	1	0	0	1.000	1956	1956
Alcorn State	3	3	0	0	1.000	2011	2011	New Mexico	202	170	32	0	.842	1939	2011
Arizona State	442	237	204	1	.537	1907	2012	New Mexico State	53	46	7	0	.868	1917	2012
Arkansas	5	3	2	0	.600	1979	2004	New Orleans	1	1	0	1	1.000	2007	2007
Auburn	4	2	2	0	.000	1993	2012	New York University	1	1	0	0	1.000	1956	1956
Azusa Pacific	12	10	2	0	.833	1974	1982	North Carolina	5	3	2	0	.600	1985	1990
Baylor	11	7	4	0	.636	1998	2010	North Carolina State	2	2	0	0	1.000	1990	1993
Bradley	1	0	1	0	.000	1992	1992	North Carolina-Wilmington	3	2	1	0	.667	2002	2002
Brigham Young	29	20	9	0	.690	1963	2003	North Dakota State	6	5	1	0	.833	2011	2012
Butler	0	0	0	0	-	2013	2013	Northeastern	1	1	0	0	1.000	1966	1966
California	170	100	70	0	.588	1951	2012	Northern Arizona	54	48	6	0	.889	1948	1981
UC Davis	2	2	0	0	1.000	2012	2012	Northern Colorado	44	41	3	0	.932	1954	2011
UC Irvine	24	15	7	2	.667	1971	2006	Notre Dame	10	8	2	0	.800	1961	2008
UCLA	234	114	119	1	.487	1927	2012	Ohio State	7	5	2	0	.714	1965	1969
Cal Poly Pomona	41	31	10	0	.756	1961	1976	Oklahoma	16	13	3	0	.813	1960	1979
Cal Poly SLO	2	2	0	0	1.000	1969	1969	Oklahoma State	16	3	13	0	.188	1954	2009
UC Riverside	28	17	11	0	.607	1975	2006	Oral Roberts	4	2	2	0	.500	1985	2007
UC Santa Barbara	23	16	7	0	.696	1978	2000	Oregon	21	15	5	1	.714	1954	2012
CSU Bakersfield	3	1	2	0	.333	2010	2010	Oregon State	56	31	25	0	.554	1963	2012
CSU Dominguez Hills	40	34	6	0	.850	1974	2002	Pace	2	2	0	0	1.000	1987	1987
CSU Fullerton	99	35	64	0	.354	1973	2010	Pacific	9	7	2	0	.778	1951	1977
CSU Los Angeles	24	18	6	0	.750	1958	1990	Penn State	2	2	0	0	1.000	1963	2004
CSU Northridge	14	8	6	0	.571	1970	2000	Pepperdine	48	35	12	1	.740	1948	1991
Chapman	5	3	2	0	.600	1967	1983	Point Loma	1	1	0	0	1.000	1980	1980
Clemson	5	3	2	0	.600	1958	1990	Portland	2	2	0	0	1.000	2003	2003
Colorado	16	15	1	0	.938	1950	1980	Portland State	5	4	0	1	.900	1980	1998
Colorado State	25	23	2	0	.920	1957	1985	Prairie View	2	2	0	0	1.000	1988	1988
Columbia	0	0	0	0	-	2013	2013	Princeton	1	1	0	0	1.000	1992	1992
Coppin State	0	0	0	0	-	2013	2013	Radford	2	2	0	0	1.000	1997	1997
Cornell	1	1	0	0	1.000	1975	1975	Rice	4	2	2	0	.500	2011	2012
Denver	13	11	2	0	.846	1970	1975	Sacramento State	17	12	5	0	.706	1994	2010
Eastern Illinois	1	0	1	0	.000	1999	1999	St. Francis	4	4	0	0	1.000	1991	2001
Eastern Kentucky	1	1	0	0	1.000	1989	1989	St. John's	5	3	2	0	.600	1960	1993
Eastern Michigan	12	11	1	0	.912	1976	2012	St. Joseph's	2	2	0	0	1.000	2010	2010
East Tennessee State	3	3	0	0	1.000	2012	2012	St. Mary's	11	6	5	0	.546	1995	2001
Fairfield	2	2	0	0	1.000	1974	1974	San Diego	16	14	2	0	.875	1980	2003
Florida State	13	8	5	0	.615	1963	2012	San Diego State	92	54	34	4	.587	1939	2008
Fordham	1	1	0	0	1.000	1993	1993	San Francisco	8	7	1	0	.875	1951	2011
Fresno State	15	11	4	0	.733	1955	1993	San Jose State	4	2	1	1	.625	1951	1977
Georgia	8	2	6	0	.250	2004	2009	Santa Clara	6	5	1	0	.833	1967	1985
Georgia Tech	2	2	0	0	1.000	1989	1989	Seton Hall	5	4	1	0	.800	1986	2011
Gonzaga	9	9	0	0	1.000	1980	2010	South Alabama	1	1	0	0	1.000	2008	2008
Grand Canyon	80	59	21	0	.738	1967	2003	South Carolina	2	2	0	0	1.000	2012	2012
Hardin-Simmons	2	2	0	0	1.000	1950	1950	Southern California	218	104	113	1	.477	1921	2012
Hartford	2	2	0	0	1.000	1986	1986	Southern Illinois	7	3	3	1	.500	1968	1975
Harvard	3	3	0	0	1.000	2012	2012	Southern Methodist	1	1	0	0	1.000	1975	1975
Hawaii	26	11	15	0	.423	1914	2007	Southern Mississippi	1	0	1	0	.000	2001	2001
Hawaii-Hilo	16	13	3	0	.813	1995	2007	Southern Utah	14	12	2	0	.857	1997	2006
Holy Cross	2	2	0	0	1.000	2009	2009	Southwest Missouri State	1	1	0	0	1.000	1993	1993
Houston	4	2	2	0	.500	1960	2001	Springfield	1	1	0	0	1.000	1955	1955
Idaho	2	2	0	0	1.000	1966	1966	Stanford	170	69	101	0	.406	1923	2012
Indiana State	4	3	1	0	.750	1985	2008	Sul Ross	27	23	4	0	.852	1954	1966
Iowa	118	97	19	2	.831	1952	1974	Texas	32	12	20	0	.375	1950	2005
Iowa State	1	0	1	0	.000	1970	1970	Texas A&M	46	22	23	1	.478	1951	2011
Kansas State	1	1	0	0	1.000	1993	1993	Texas A&M-Corpus Christi	6	0	0	0	1.000	2000	2008
Kent State	1	1	0	0	1.000	2004	2004	TCU	9	7	2	0	.778	1956	2010
Kentucky	3	2	1	0	.667	1991	2008	UTEP	85	75	10	0	.882	1920	1985
Lamar	2	2	0	0	1.000	1979	1979	UT-Pan American	7	6	1	0	.857	1976	2005
La Salle	3	3	0	0	1.000	2006	2006	Texas Southern	3	3	0	0	1.000	1986	1986
LaVerne	18	14	4	0	.778	1976	1981	Texas Tech	11	8	3	0	.727	1972	1993
Lewis-Clark	1	1	0	0	1.000	1981	1981	Tulane	8	6	2	0	.750	1978	2000
Liberty	6	5	1	0	.833	1990	2007	Tulsa	1	1	0	0	1.000	1970	1970
Linfield	1	1	0	0	1.000	1987	1987	U.S. International	4	4	0	0	1.000	1987	1989
Long Beach State	41	21	20	0	.525	1961	2011	Utah	56	50	6	0	.893	1952	2012
Louisville	2	2	0	0	1.000	2012	2012	Utah State	3	2	1	0	.667	1956	1957
Loyola	4	4	0	0	1.000	1932	1978	Utah Valley	16	15	1	0	.938	2005	2012
Loyola Marymount	25	17	8	0	.680	1974	2009	Wagner	3	3	0	0	1.000	2003	2003
Maine	1	1	0	0	1.000	1986	1986	Washington	43	25	18	0	.581	1992	2012
Massachusetts	3	2	1	0	.667	2009	2009	Washington State	50	32	18	0	.640	1975	2012
Miami (Fla.)	11	4	7	0	.364	1926	2008	Weber State	8	7	1	0	.875	1970	1974
Miami (Ohio)	3	2	1	0	.667	2003	2003	Western Michigan	1	0	1	0	.000	1955	1955
Michigan	58	46	12	0	.793	1960	2009	Western New Mexico	2	2	0	0	1.000	1986	1986
Michigan State	1	0	1	0	.000	1954	1954	Westmont College	8	7	1	0	.875	1985	1990
Minnesota	31	13	17	1	.435	1956	2006	Wichita State	6	2	4	0	.333	2007	2011
Mississippi	2	1	1	0	.500	1956	2001	Wisconsin	7	3	4	0	.429	1957	1972
Mississippi State	11	3	8	0	.272	1978	2006	Wright State	5	3	2	0	.600	1990	2011
Missouri	4	4	0	0	1.000	1963	2012	Wyoming	56	49	7	0	.875	1954	1996
Nebraska	4	3	1	0	.750	1939	2006								
Nevada	9	7	2	0	.778	1988	2000								

2013 opponents in bold.

2012 (10-0)**Tucson Regional (3-0, 1st)**

- 6/1 Arizona 15, Missouri 3
6/2 Arizona 16, Louisville 4
6/3 Arizona 16, Louisville 3

Tucson Super Regional (2-0)

- 6/8 Arizona 7, St. John's 6
6/9 Arizona 7, St. John's 4

College World Series (5-0, 1st)

- 6/15 Arizona 4, Florida State 3
6/17 Arizona 4, UCLA 0
6/21 Arizona 10, Florida State 3
6/24 Arizona 5, South Carolina 1
6/25 Arizona 4, South Carolina 1

2011 (3-2)**College Station Regional (3-2, 2nd)**

- 6/3 Seton Hall 4, Arizona 0
6/4 Arizona 13, Wright State 0
6/5 Arizona 6, Seton Hall 0
6/5 Arizona 7, Texas A&M 4
6/7 Texas A&M 3, Arizona 0

2010 (1-2)**Fort Worth Regional (1-2, 3rd)**

- 6/4 Arizona 10, Baylor 9
6/5 TCU 11, Arizona 5
6/6 Baylor 4, Arizona 2

2008 (4-2)**Ann Arbor Regional (3-0, 1st)**

- 5/30 Arizona 13, Eastern Michigan 7
5/31 Arizona 4, Michigan 3
6/1 Arizona 5, Kentucky 3

Coral Gables Super Regional (1-2)

- 6/6 Arizona 6, Miami 3
6/7 Miami 14, Arizona 10
6/8 Miami 4, Arizona 2

2007 (2-2)**Wichita Regional (2-2/2nd)**

- 6/1 Arizona 4, Oral Roberts 3
6/2 Arizona 9, New Orleans 8
6/3 Wichita State 4, Arizona 3
6/4 Wichita State 3, Arizona 0

2005 (2-2)**Fullerton Regional (2-2/2nd)**

- 6/3 Arizona 5, Missouri 3
6/4 Arizona 6, Cal State Fullerton 5
6/5 Cal State Fullerton 7, Arizona 2
6/6 Cal State Fullerton 6, Arizona 3

2004 (6-3)**South Bend Regional (3-0/1st)**

- 6/4 Arizona 7, UC Irvine 3
6/5 Arizona 7, Kent State 4
6/6 Arizona 7, Notre Dame 6

Long Beach Super Regional (2-1)

- 6/11 Arizona 6, Long Beach State 5
6/12 Long Beach State 9, Arizona 4
6/13 Arizona 4, Long Beach State 3

College World Series (1-2/t-5th)

- 6/18 Georgia 8, Arizona 7
6/20 Arizona 7, Arkansas 2
6/22 Georgia 3, Arizona 1

2003 (0-2)**Fullerton Regional (0-2/4th)**

- 5/30 Notre Dame 13, Arizona 5
5/31 San Diego 5, Arizona 2

1999 (0-2)**Waco Regional (0-2/4th)**

- 5/28 Minnesota 4, Arizona 3
5/29 Eastern Illinois 13, Arizona 4

1993 (3-2)**Midwest Regional (3-2/2nd)**

- 5/28 Auburn 9, Arizona 1
5/29 Arizona 5, N. C. State 2
5/30 Arizona 18, Fordham 7
5/31 Arizona 4, Oklahoma State 0
5/31 Oklahoma State 11, Arizona 10

1992 (0-2)**West Regional (0-2/t-5th)**

- 5/22 Washington 6, Arizona 5
5/23 Hawaii 10, Arizona 3

1989 (3-2)**West I Regional (3-2/2nd)**

- 5/26 Arizona 12, Eastern Kentucky 6
5/27 Arizona 17, Hawaii 3
5/28 Long Beach State 10, Arizona 6
5/28 Arizona 13, Loyola Marymount 4
5/29 Long Beach State 10, Arizona 3

1987 (0-2)**West II Regional (0-2/t-5th)**

- 5/22 Pepperdine 7, Arizona 3
5/23 Hawaii 6, Arizona 3

1986 (8-1)**Central Regional (4-0/1st)**

- 5/22 Arizona 26, San Diego State 5
5/23 Arizona 9, Texas 3
5/24 Arizona 10, Pepperdine 6
5/25 Arizona 5, Pepperdine 3

College World Series (4-1/1st)

- 5/30 Arizona 8, Maine 7
6/2 Arizona 7, Loyola Marymount 5
6/6 Arizona 9, Florida State 5
6/7 Miami (Fla.) 4, Arizona 2

1985 (3-2)**West II Regional (3-0/1st)**

- 5/24 Arizona 7, Brigham Young 3
5/25 Arizona 6, Fresno State 0
5/26 Arizona 10, Fresno State 3

College World Series (0-2/t-7th)

- 6/1 Texas 2, Arizona 1
6/2 Stanford 9, Arizona 2

1980 (8-1)**West Regional (3-0/1st)**

- 5/23 Arizona 5, Fresno State 1
5/24 Arizona 13, Gonzaga 9
5/25 Arizona 8, Gonzaga 5

College World Series (5-1/1st)

- 5/30 St. John's 6, Arizona 1
5/31 Arizona 5, Florida State 3
6/2 Arizona 8, Michigan 0
6/4 Arizona 6, Hawaii 4
6/5 Arizona 11, California 10
6/6 Arizona 5, Hawaii 3

1979 (4-2)**Midwest Regional (3-0/1st)**

- 5/25 Arizona 8, Oklahoma 1
5/26 Arizona 10, Hawaii 2
5/27 Arizona 5, Hawaii 3

College World Series (1-2/t-5th)

- 6/1 Arizona 5, Miami (Fla.) 1
6/3 Arkansas 10, Arizona 3
6/4 Cal State Fullerton 16, Arizona 3

1978 (2-2)**West Regional (2-2/2nd)**

- 5/26 USC 3, Arizona 2
5/27 Arizona 13, Santa Clara 5
5/28 Arizona 7, Cal State Fullerton 3
5/28 USC 2, Arizona 1

1976 (8-1)**Midwest Regional (3-0/1st)**

- 5/28 Arizona 5, Pan America 0
5/29 Arizona 10, Missouri 1
5/30 Arizona 8, Texas A&M 2

College World Series (5-1/1st)

- 6/12 Arizona State 7, Arizona 6
6/13 Arizona 10, Oklahoma 2
6/14 Arizona 10, Clemson 6
6/16 Arizona 11, Eastern Michigan 6
6/17 Arizona 5, Arizona State 1
6/18 Arizona 7, Eastern Michigan 1

1975 (0-2)**West Regional (0-2/4th)**

- 5/23 Pepperdine 4, Arizona 3
5/24 USC 1, Arizona 0

1974 (0-2)**District 7 (0-2)**

- 5/31 Northern Colorado 6, Arizona 5
6/1 Northern Colorado 6, Arizona 2

1970 (2-3)**District 7 (2-1)**

- 5/28 Arizona 4, Denver 2
5/29 Denver 9, Arizona 7
5/30 Arizona 9, Denver 8

College World Series (0-2/t-7th)

- 6/13 Florida State 4, Arizona 0
6/14 Iowa State 7, Arizona 1

1966 (3-2)**District 7 (2-0)**

- 6/3 Arizona 3, Idaho 2
6/4 Arizona 8, Idaho 3

College World Series (1-2/t-5th)

- 6/13 Texas 5, Arizona 1
6/14 Arizona 8, Northeastern 1
6/15 USC 8, Arizona 4

1963 (7-2)**District 7 (2-0)**

- 5/31 Arizona 13, Northern Colorado 0
6/1 Arizona 10, Northern Colorado 0

College World Series (4-2/2nd)

- 6/10 Arizona 8, Penn State 1
6/11 Arizona 4, Florida State 3
6/12 Arizona 6, Missouri 4
6/13 Arizona 10, Texas 8
6/14 USC 6, Arizona 4
6/16 USC 5, Arizona 2

1962 (0-2)**District 6 (0-2)**

- 5/17 Texas 1, Arizona 0
5/18 Texas 7, Arizona 4

1961 (0-2)**District 6 (0-2)**

- 6/5 Texas 8, Arizona 2
6/6 Texas 5, Arizona 4

1960 (4-2)**District 6 (2-0)**

- 6/2 Arizona 4, Houston 3
6/3 Arizona 6, Houston 4

College World Series (2-2/3rd)

- 6/10 Arizona 2, Oklahoma State 1
6/15 Minnesota 8, Arizona 5
6/17 Arizona 11, St. John's 4
6/18 USC 13, Arizona 1

1959 (5-2)**District 6 (2-0)**

- 6/1 Arizona 1, Texas A&M 0
6/2 Arizona 1, Texas A&M 0

College World Series (3-2/2nd)

- 6/13 Arizona 3, Clemson 2
6/14 Arizona 5, Fresno State 1
6/16 Arizona 5, Oklahoma State 3
6/17 Fresno State 2, Arizona 0
6/19 Oklahoma State 5, Arizona 3

1958 (2-3)**District 6 (2-1)**

- 6/5 Texas 14, Arizona 3
6/6 Arizona 16, Texas 4
6/7 Arizona 5, Texas 2

College World Series (0-2/t-7th)

- 6/14 Clemson 4, Arizona 1
6/15 USC 4, Arizona 0

1957 (0-2)**District 6 (0-2)**

- 5/31 Texas 7, Arizona 1
6/4 Texas 2, Arizona 0

1956 (6-2)**District 6 (2-0)**

- 5/21 Arizona 7, Texas Christian 5
5/22 Arizona 8, Texas Christian 2

College World Series (4-2/2nd)

- 6/9 Arizona 3, New York 0
6/10 Minnesota 3, Arizona 1
6/11 Arizona 1, New Hampshire 0
6/12 Arizona 7, Mississippi 3
6/13 Arizona 10, Minnesota 4
6/14 Minnesota 12, Arizona 1

1955 (4-3)**District 6 (2-1)**

- 5/30 Arizona 6, Texas A&M 2
5/31 Texas A&M 5, Arizona 0
6/1 Arizona 2, Texas A&M 1

College World Series (2-2/4th)

- 6/10 Western Michigan 4, Arizona 1
6/11 Arizona 6, Springfield 0
6/13 Arizona 20, Northern Colorado 0
6/14 Oklahoma State 5, Arizona 4

1954 (4-2)**District 7 (3-0)**

- 6/4 Arizona 8, Northern Colorado 2
6/5 Arizona 16, Wyoming 9
6/7 Arizona 8, Northern Colorado 5

College World Series (1-2/t-5th)

- 6/10 Arizona 12, Oregon 1
6/11 Michigan State 2, Arizona 1
6/12 Oklahoma State 5, Arizona 4

1953 (1-2)**District 6 (1-2)**

- 6/3 Texas 7, Arizona 6
6/4 Arizona 4, Texas 3
6/5 Texas 5, Arizona 3

1952 (1-2)**District 6 (1-2)**

- 6/5 Texas 3, Arizona 1
6/6 Arizona 1, Texas 0
6/7 Texas 15, Arizona 8

1951 (1-2)**District 6 (1-2)**

- 5/23 Texas A&M 5, Arizona 4
5/24 Arizona 21, Texas A&M 4
5/25 Texas A&M 14, Arizona 2

1950 (1-2)**District 6 (1-2)**

- 6/5 Arizona 5, Texas 4
6/6 Texas 9, Arizona 8
6/7 Texas 7, Arizona 3

2013 Positional Roster

No.	Name	Pos.	Yr.	B/T	Ht.	Wt.	Hometown/Last School
Pitchers							
35	Nathan Bannister	RHP	Fr.	R/R	6-3	220	Peoria, Ariz. (Liberty HS)
33	Augey Bill	LHP	Sr.	L/L	6-9	225	Danville, Calif. (San Ramon Valley HS)
49	Xavier Borde	LHP	Fr.*	L/L	6-2	213	Playa del Rey, Calif. (Loyola HS)
30	Tyler Crawford	LHP	So.	R/L	6-1	180	Glendale, Ariz. (Sunrise Mountain HS)
42	Nick Cunningham	RHP	Sr.	R/R	6-2	201	Indianapolis, Ind. (Lawrence North HS)
12	Kevin Elder	RHP	Fr.	R/R	6-0	250	Burlington, Ill. (Burlington Central HS)
36	James Farris	RHP	Jr.	R/R	6-2	215	Gilbert, Ariz. (Highland HS)
10	Tyler Hale	RHP	Sr.	R/R	5-10	170	Abilene, Texas (Abilene HS)
34	Nick Hynes	RHP	Fr.	R/R	6-4	232	Covina, Calif. (Covina HS)
14	Vincent Littleman	LHP	Sr.	L/L	6-0	180	LeChee, Ariz. (Page HS)
31	Stephen Manthei	RHP	Jr.*	R/R	6-1	202	Las Vegas, Nev. (Bishop Gorman HS)
37	Cody Moffett	LHP	Fr.	L/L	6-4	205	Gilbert, Ariz. (Highland HS)
27	Jesse Scholtens	RHP	Fr.	R/R	6-4	205	Fairfield, Calif. (Rodriguez HS)
19	Tyger Talley	RHP	Fr.	R/R	6-2	219	Scottsdale, Ariz. (Chaparral HS)
44	Mathew Troupe	RHP	So.	R/R	6-2	195	Northridge, Calif. (Chaminade College Prep)
48	Konner Wade	RHP	Jr.	L/R	6-3	190	Scottsdale, Ariz. (Chaparral HS)
Catchers							
29	Jordan Berger	C	So.	L/R	5-10	185	Tarzana, Calif. (Taft HS)
6	Riley Moore	C	So.	L/R	6-3	190	Santa Barbara, Calif. (San Marcos HS)
21	David Real	C	Fr.	R/R	6-0	201	Anthem, Ariz. (Boulder Creek HS)
Infielders							
22	Brandon Dixon	INF	Jr.	R/R	6-1	213	Murrieta, Calif. (Murrieta Valley HS)
4	Trent Gilbert	INF	So.	L/R	6-1	180	Torrance, Calif. (Torrance HS)
3	Ryan Koziol	INF	Fr.	L/R	6-3	170	Orland Park, Ill. (Providence Catholic HS)
28	David Lopez	INF	Jr.*	L/R	5-7	175	Tucson, Ariz. (Sabino HS)
25	Scott Kingery	INF/OF	Fr.	R/R	5-10	175	Phoenix, Ariz. (Mountain Pointe HS)
2	Kevin Newman	INF	Fr.	R/R	6-1	175	Poway, Calif. (Poway HS)
5	Sam Parris	INF	Jr.	R/R	6-5	225	Lake Stevens, Wash. (Lake Stevens HS/Edmonds CC)
13	Cody Ramer	INF/OF	Fr.	L/R	5-10	174	Simi Valley, Calif. (Simi Valley HS)
17	Jackson Willeford	INF/OF	Fr.	L/R	5-10	178	Ramona, Calif. (Ramona HS)
Outfielders							
11	Sam Brown	OF	Fr.	L/L	5-11	183	Mill Creek, Wash. (Jackson HS)
1	Johnny Field	OF	Jr.	R/R	5-10	195	Las Vegas, Nev. (Bishop Gorman HS)
23	Zach Gibbons	OF	Fr.	R/R	5-11	174	Scottsdale, Ariz. (Saguaro HS)
15	Joseph Maggi	OF/INF	So.	L/L	5-10	178	Phoenix, Ariz. (Brophy College Prep)
24	Tyler Parmenter	OF	So.	R/R	6-2	188	Yuma, Ariz. (Cibola HS)

* Has used redshirt season

Coaching Staff

Andy Lopez (Head Coach, 12th Year)
 Shaun Cole (Assistant Coach, 4th Year)
 Matt Siegel (Assistant Coach, 2nd Year)
 Josh Garcia (Volunteer Assistant Coach, 2nd Year)
 Michael Lopez (Undergraduate Assistant Coach, 1st Year)

2013 Arizona Wildcats



Johnny Field
5-10 | Jr. | OF



Kevin Newman
6-1 | Fr. | INF



Ryan Koziol
6-3 | Fr. | INF



Trent Gilbert
6-1 | So. | INF



Sam Parris
6-5 | Jr. | INF



Riley Moore
6-3 | So. | C



Tyler Hale
5-10 | Sr. | RHP




Sam Brown
5-11 | Fr. | OF



Kevin Elder
6-0 | Fr. | RHP



Cody Ramer
5-10 | Fr. | INF/OF



Vincent Littleman
6-0 | Sr. | LHP



Joseph Maggi
5-10 | So. | OF/INF



Jackson Willeford
5-10 | Fr. | INF/OF



Tyger Talley
6-2 | Fr. | RHP



David Real
6-0 | Fr. | C



Brandon Dixon
6-1 | Jr. | INF



Zach Gibbons
5-11 | Fr. | OF




Tyler Parmenter
6-2 | So. | OF



Scott Kingery
5-10 | Fr. | INF/OF




Jesse Scholtens
6-4 | Fr. | RHP



David Lopez
5-7 | Jr. | INF



Jordan Berger
5-10 | So. | C



Tyler Crawford
6-1 | So. | LHP



Stephen Manthei
6-1 | Jr. | RHP




Augey Bill
6-9 | Sr. | LHP



Nathan Bannister
6-3 | Fr. | RHP




James Farris
6-2 | Jr. | RHP



Cody Moffett
6-4 | Fr. | LHP



Nick Cunningham
6-2 | Sr. | RHP




Mathew Troupe
6-2 | So. | RHP



Konner Wade
6-3 | Jr. | RHP



Xavier Borde
6-2 | Fr. | LHP



Andy Lopez
Head Coach



Shaun Cole
Assistant Coach



Matt Siegel
Assistant Coach



Josh Garcia
Volunteer Assistant Coach



Michael Lopez
Undergraduate Asst. Coach

ARIZONA BASEBALL

2013 Schedule

Date	Opponent	Location	Time	TV/Radio
Friday, Feb. 15	Coppin State	Tucson, Ariz.	6 p.m.	1290 AM
Saturday, Feb. 16	Coppin State	Tucson, Ariz.	2 p.m.	
Sunday, Feb. 17	Coppin State	Tucson, Ariz.	Noon	
Tuesday, Feb. 19	at Long Beach State	Long Beach, Calif.	6:30 p.m.	
Wednesday, Feb. 20	at Long Beach State	Long Beach, Calif.	3:30 p.m.	
Friday, Feb. 22	San Jose State	Tucson, Ariz.	6 p.m.	
Saturday, Feb. 23	San Jose State	Tucson, Ariz.	4 p.m.	
Sunday, Feb. 24	San Jose State	Tucson, Ariz.	Noon	
Tuesday, Feb. 26	Utah Valley	Tucson, Ariz.	6 p.m.	
Wednesday, Feb. 27	Utah Valley	Tucson, Ariz.	1 p.m.	
Friday, March 1	San Francisco	Tucson, Ariz.	6 p.m.	
Saturday, March 2	San Francisco	Tucson, Ariz.	2 p.m.	
Sunday, March 3	San Francisco	Tucson, Ariz.	Noon	
Tuesday, March 5	Texas Tech	Tucson, Ariz.	6 p.m.	
Wednesday, March 6	Texas Tech	Tucson, Ariz.	1 p.m.	
Friday, March 8	Columbia	Tucson, Ariz.	6 p.m.	
Saturday, March 9	Columbia	Tucson, Ariz.	6 p.m.	
Sunday, March 10	Columbia	Tucson, Ariz.	Noon	
Tuesday, March 12	Butler	Tucson, Ariz.	6 p.m.	
Wednesday, March 13	Butler	Tucson, Ariz.	1 p.m.	
Friday, March 15	Oregon State*	Tucson, Ariz.	6 p.m.	1290 AM
Saturday, March 16	Oregon State*	Tucson, Ariz.	6 p.m.	1290 AM
Sunday, March 17	Oregon State*	Tucson, Ariz.	Noon	1290 AM/Pac-12 Network
Friday, March 22	at Oregon*	Eugene, Ore.	6 p.m.	1290 AM/Pac-12 Network
Saturday, March 23	at Oregon*	Eugene, Ore.	2 p.m.	1290 AM
Sunday, March 24	at Oregon*	Eugene, Ore.	Noon	1290 AM
Thursday, March 28	Utah*	Tucson, Ariz.	6 p.m.	1290 AM
Friday, March 29	Utah*	Tucson, Ariz.	6 p.m.	1290 AM
Saturday, March 30	Utah*	Tucson, Ariz.	Noon	1290 AM
Friday, April 5	California*	Tucson, Ariz.	6 p.m.	1290 AM
Saturday, April 6	California*	Tucson, Ariz.	6 p.m.	1290 AM
Sunday, April 7	California*	Tucson, Ariz.	1 p.m.	1290 AM/ESPNU
Friday, April 12	at Washington State*	Pullman, Wash.	6 p.m.	1290 AM
Saturday, April 13	at Washington State*	Pullman, Wash.	2 p.m.	1290 AM
Sunday, April 14	at Washington State*	Pullman, Wash.	Noon	1290 AM
Tuesday, April 16	Arizona State	Tucson, Ariz.	6 p.m.	1290 AM/Pac-12 Network
Friday, April 19	at Stanford*	Palo Alto, Calif.	7 p.m.	1290 AM/Pac-12 Network
Saturday, April 20	at Stanford*	Palo Alto, Calif.	2 p.m.	1290 AM
Sunday, April 21	at Stanford*	Palo Alto, Calif.	1 p.m.	1290 AM
Friday, April 26	Alabama State	Tucson, Ariz.	6 p.m.	
Saturday, April 27	Alabama State	Tucson, Ariz.	6 p.m.	
Sunday, April 28	Alabama State	Tucson, Ariz.	Noon	
Tuesday, April 30	Arizona State	Tucson, Ariz.	6 p.m.	1290 AM
Friday, May 3	Washington*	Tucson, Ariz.	TBA	1290 AM
Saturday, May 4	Washington*	Tucson, Ariz.	TBA	1290 AM
Sunday, May 5	Washington*	Tucson, Ariz.	TBA	1290 AM
Friday, May 10	at UCLA*	Los Angeles, Calif.	6 p.m.	1290 AM
Saturday, May 11	at UCLA*	Los Angeles, Calif.	2 p.m.	1290 AM
Sunday, May 12	at UCLA*	Los Angeles, Calif.	3 p.m.	1290 AM/Pac-12 Network
Friday, May 17	at Arizona State*	Tempe, Ariz.	6:30 p.m.	1290 AM
Saturday, May 18	at Arizona State*	Tempe, Ariz.	6:30 p.m.	1290 AM
Sunday, May 19	at Arizona State*	Tempe, Ariz.	Noon	1290 AM/Pac-12 Network
Friday, May 24	USC*	Tucson, Ariz.	TBA	1290 AM
Saturday, May 25	USC*	Tucson, Ariz.	TBA	1290 AM
Sunday, May 26	USC*	Tucson, Ariz.	Noon	1290 AM/Pac-12 Network
May 31-June 3	NCAA Regional	TBA	TBA	
June 7-10	NCAA Super Regional	TBA	TBA	
June 14-25	College World Series	Omaha, Neb.	TBA	

All games, dates, times and locations subject to change

Home contests in **bold** and played at Hi Corbett Field

* Pac-12 Contests

All games selected for radio broadcast can be heard on 1290 A.M.